

### Perfect Scores in US and Canada – Page 1

Exam	First Name	Last Initial	Grade	Gender	School	City,State
AMC 10B	WALKER	K	10	M	UNIVERSITY HS	TUCSON,AZ
AMC 10B	ADITY	M	9	M	AMADOR VALLEY HIGH SCHOOL	PLEASANTON,CA
AMC 12A	LEWIS	Z	10	M	BELLARMINE COLLEGE PREP SCHOOL	SAN JOSE,CA
AMC 10B	CAROLINE	C	10	F	CAL STATE UNIVERSITY LOS ANGELES	LOS ANGELES,CA
AMC 10A	ADAM	Z	10	U	CANYON CREST ACADEMY	SAN DIEGO,CA
AMC 10B	ADAM	Z	10	U	CANYON CREST ACADEMY	SAN DIEGO,CA
AMC 12B	BENJAMIN	C	12	M	DIAMOND BAR HIGH SCHOOL	DIAMOND BAR,CA
AMC 10B	KEVIN	L	8	M	FOOTHILL HIGH SCHOOL	PLEASANTON,CA
AMC 12B	SWAPNIL	G	11	M	HARKER UPPER SCHOOL	SAN JOSE,CA
AMC 10A	DAVID	H	8	M	JOAQUIN MILLER MIDDLE SCHOOL	SAN JOSE,CA
AMC 10A	STANLEY	W	10	U	LYNBROOK HIGH SCHOOL	SAN JOSE,CA
AMC 12A	EDWIN	P	11	M	MONTA VISTA HIGH SCHOOL	CUPERTINO,CA
AMC 10B	NEHA	G	10	U	PALO ALTO HIGH SCHOOL	PALO ALTO,CA
AMC 10B	MARK	J	9	M	PHI SOCIETY	SANTA FE SPRINGS,CA
AMC 10B	BRIAN	Y	9	M	PIONEER FAMILY ACADEMY	CAMPBELL,CA
AMC 12B	CHENGXI	X	11	M	POMONA COLLEGE	CLAREMONT,CA
AMC 10B	HOWARD	T	9	M	SARATOGA HIGH SCHOOL	SARATOGA,CA
AMC 10B	BRANDON	W	9	U	SARATOGA HIGH SCHOOL	SARATOGA,CA
AMC 10A	CATHERINE	W	10	F	SARATOGA HIGH SCHOOL	SARATOGA,CA
AMC 10A	JACK	A	7	M	THE NUEVA SCHOOL	HILLSBOROUGH,CA
AMC 10B	JACK	A	7	M	THE NUEVA SCHOOL	HILLSBOROUGH,CA
AMC 12A	KEVIN	R	11	M	TORREY PINES HIGH SCHOOL	SAN DIEGO,CA
AMC 10B	VITTAL	T	9	M	VALLEY CHRISTIAN HIGH SCHOOL	SAN JOSE,CA
AMC 10A	AUSTEN	M	9	M	CHERRY CREEK HS	GREENWOOD VILLAGE,CO
AMC 10B	RAHUL	T	8	U	CHERRY CREEK HS	GREENWOOD VILLAGE,CO
AMC 12B	BRIAN	R	11	M	FLORIDA ATLANTIC UNIVERSITY	BOCA RATON,FL
AMC 12A	NO NAME	T	0	U	MACLAY SCHOOL	TALLAHASSEE,FL
AMC 10A	NO NAME	T	0	U	MACLAY SCHOOL	TALLAHASSEE,FL
AMC 10A	ANUP	B	9	M	THE WESTMINSTER SCHOOLS	ATLANTA,GA
AMC 10A	BENJAMIN	K	10	M	NAPERVILLE NORTH HIGH SCHOOL	NAPERVILLE,IL

### Perfect Scores in US and Canada – Page 2

Exam	First Name	Last Initial	Grade	Gender	School	City,State
AMC 10A	JESSE	Y	9	U	NEW TRIER HIGH SCHOOL	WINNETKA,IL
AMC 10B	KAREN	G	10	F	NORTH CENTRAL COLLEGE/DEPT OF MA	NAPERVILLE,IL
AMC 10B	HOLDEN	M	8	M	NORTH CENTRAL COLLEGE/DEPT OF MA	NAPERVILLE,IL
AMC 12A	KEVIN	L	10	M	CARMEL SENIOR HIGH SCHOOL	CARMEL,IN
AMC 10A	ALEXANDER	G	10	U	PARK-TUDOR SCHOOL	INDIANAPOLIS,IN
AMC 10B	ALEXANDER	G	10	U	PARK-TUDOR SCHOOL	INDIANAPOLIS,IN
AMC 10B	NATHAN	H	10	M	WEST LAFAYETTE JHS	WEST LAFAYETTE,IN
AMC 10B	HONGYI	G	10	M	BOSTON LATIN SCHOOL	BOSTON,MA
AMC 10B	ANDREW	L	7	M	FITCHBURG STATE	FITCHBURG,MA
AMC 10B	BENJAMIN	E	8	M	JONAS CLARKE MS	LEXINGTON,MA
AMC 10B	ALEX	L	8	M	JONAS CLARKE MS	LEXINGTON,MA
AMC 10B	KATHY	X	8	F	JONAS CLARKE MS	LEXINGTON,MA
AMC 10A	JEFFREY	C	10	M	LEXINGTON HIGH SCHOOL	LEXINGTON,MA
AMC 10B	ANKA	H	9	F	LEXINGTON HIGH SCHOOL	LEXINGTON,MA
AMC 10B	DANIEL	L	10	U	LEXINGTON HIGH SCHOOL	LEXINGTON,MA
AMC 10A	JANABEL	X	9	F	LEXINGTON HIGH SCHOOL	LEXINGTON,MA
AMC 10B	JUSTIN	Z	9	M	LEXINGTON HIGH SCHOOL	LEXINGTON,MA
AMC 10B	ANJALIE	K	10	F	PHILLIPS ACADEMY	ANDOVER,MA
AMC 10B	SEBASTIAN	Z	9	M	PHILLIPS ACADEMY	ANDOVER,MA
AMC 10A	JASON	L	10	M	POOLESVILLE HIGH SCHOOL	POOLESVILLE,MD
AMC 10B	THOMAS	L	10	M	UNIVERSITY OF MARYLAND,BALTIMORE	BALTIMORE,MD
AMC 10A	DANIEL	Y	7	M	UNIVERSITY OF MARYLAND,BALTIMORE	BALTIMORE,MD
AMC 12A	ANKAN	B	12	M	LAWRENCE TECHNOLOGICAL UNIVERSIT	SOUTHFIELD,MI
AMC 10B	REAGAN	C	7	M	LAWRENCE TECHNOLOGICAL UNIVERSIT	SOUTHFIELD,MI
AMC 10A	MAXIM	L	8	M	OKEMOS HIGH SCHOOL	OKEMOS,MI
AMC 10A	FREDDIE	Z	10	M	TROY HIGH SCHOOL	TROY,MI
AMC 10B	FRANK	H	10	M	EDEN PRAIRIE HIGH SCHOOL	EDEN PRAIRIE,MN
AMC 10B	HAHN	L	10	M	JACK BRITT HIGH SCHOOL	FAYETTEVILLE,NC
AMC 12A	JAMES	L	11	M	PHILLIPS EXETER ACADEMY	EXETER,NH
AMC 10B	BRIAN	L	9	M	PHILLIPS EXETER ACADEMY	EXETER,NH

### Perfect Scores in US and Canada – Page 3

Exam	First Name	Last Initial	Grade	Gender	School	City,State
AMC 12A	ALEC	S	12	M	PHILLIPS EXETER ACADEMY	EXETER,NH
AMC 10B	BENJAMIN	W	9	U	PHILLIPS EXETER ACADEMY	EXETER,NH
AMC 12A	YUAN	Y	12	M	PHILLIPS EXETER ACADEMY	EXETER,NH
AMC 10B	ASHWIN	A	10	M	BERGEN CO ACADEMIES	HACKENSACK,NJ
AMC 10B	SEBASTIAN	J	9	U	BERGEN CO ACADEMIES	HACKENSACK,NJ
AMC 10B	WILLIAM	W	8	M	COMMUNITY MIDDLE SCHOOL	PLAINSBORO,NJ
AMC 10B	ERIC	Y	7	M	COMMUNITY MIDDLE SCHOOL	PLAINSBORO,NJ
AMC 10A	BRIAN	L	8	M	HOLMDEL HIGH SCHOOL	HOLMDEL,NJ
AMC 10B	NICHOLAS	W	8	M	LIVINGSTON HIGH SCHOOL	LIVINGSTON,NJ
AMC 10A	FRANK	W	9	M	MONTGOMERY HIGH SCHOOL	SKILLMAN,NJ
AMC 10B	FRANK	W	9	M	MONTGOMERY HIGH SCHOOL	SKILLMAN,NJ
AMC 10A	BENJAMIN	Q	10	U	PRINCETON HIGH SCHOOL	PRINCETON,NJ
AMC 10B	BENJ N	Q	0	M	PRINCETON HIGH SCHOOL	PRINCETON,NJ
AMC 10A	DANIEL	X	7	M	RIDGE HIGH SCHOOL	BASKING RIDGE,NJ
AMC 10B	ALAN	Y	10	M	W WINDSOR PLAINSBORO HS NORTH	PLAINSBORO,NJ
AMC 10B	AMY	D	9	F	WEST WINDSOR-PLAINSBORO HS SOUTH	PRINCETON JUNCTION,NJ
AMC 10B	BRAD	Z	10	M	LA CUEVA HIGH SCHOOL	ALBUQUERQUE,NM
AMC 10B	JASON	L	9	M	DAVIDSON ACADEMY OF NEVADA	RENO,NV
AMC 10B	ALEX	B	9	M	EDWARD W CLARK HIGH SCHOOL	LAS VEGAS,NV
AMC 10B	ASHISH	K	10	M	EDWARD W CLARK HIGH SCHOOL	LAS VEGAS,NV
AMC 10B	AARON	S	10	M	EDWARD W CLARK HIGH SCHOOL	LAS VEGAS,NV
AMC 10B	DERRICK	X	10	M	MANHATTANVILLE COLLEGE	PURCHASE,NY
AMC 10B	MILAN	H	10	U	STUYVESANT HIGH SCHOOL	NEW YORK,NY
AMC 10B	MAXIMILLIAN	G	10	U	SYCAMORE HIGH SCHOOL	CINCINNATI,OH
AMC 10A	JONATHAN	G	9	M	WESTVIEW HIGH SCHOOL	PORTLAND,OR
AMC 10B	CHRISTOPHER	L	10	M	NORTH ALLEGHENY INTERMEDIATE HIG	PITTSBURGH,PA
AMC 12B	ANDREW	G	11	M	PENN STATE UNIVERSITY	NEW KENSINGTON,PA
AMC 10B	JAY	L	10	M	AUSTIN AREA HOMESCHOOLERS	AUSTIN,TX
AMC 10B	EDWARD	L	9	M	CINCO RANCH HIGH SCHOOL	KATY,TX
AMC 10B	ANDREW	L	10	M	DULLES HIGH SCHOOL	SUGAR LAND,TX

### Perfect Scores in US and Canada – Page 4

Exam	First Name	Last Initial	Grade	Gender	School	City,State
AMC 10B	MANISH	S	10	M	JASPER HIGH SCHOOL	PLANO,TX
AMC 10B	ANDREW	C	7	M	QUAIL VALLEY MIDDLE SCHOOL	MISSOURI CITY,TX
AMC 10A	JEREMY	Z	8	M	QUAIL VALLEY MIDDLE SCHOOL	MISSOURI CITY,TX
AMC 10B	JONATHAN	S	10	M	ST DOMINIC SAVIO CATHOLIC HS	AUSTIN,TX
AMC 10A	DYLAN	L	10	M	ST MARK'S SCHOOL--TEXAS	DALLAS,TX
AMC 12B	JEFFREY	H	12	M	TEXAS ACADEMY OF MATH & SCIENCE	DENTON,TX
AMC 10A	JUSTIN	X	8	M	UNIVERSITY OF TEXAS AT AUSTIN	AUSTIN,TX
AMC 10A	ALEXANDER	Y	8	M	UNIVERSITY OF TEXAS AT AUSTIN	AUSTIN,TX
AMC 12B	MICHAEL	M	11	M	UNIVERSITY OF TEXAS AT DALLAS	RICHARDSON,TX
AMC 12A	LUKE	R	7	M	UNIVERSITY OF TEXAS AT DALLAS	RICHARDSON,TX
AMC 10A	MANISH	S	10	M	UNIVERSITY OF TEXAS AT DALLAS	RICHARDSON,TX
AMC 10B	ERIC	W	10	M	WILLIAM P CLEMENTS HIGH SCHOOL	SUGAR LAND,TX
AMC 10B	CLAIRE	Z	10	F	WILLIAM P CLEMENTS HIGH SCHOOL	SUGAR LAND,TX
AMC 10B	SAMUEL	W	6	M	LONGFELLOW MIDDLE SCHOOL	FALLS CHURCH,VA
AMC 10B	MICHAEL	H	9	M	THOMAS JEFFERSON HIGH SCHOOL FOR	ALEXANDRIA,VA
AMC 10B	AJIT	K	9	U	THOMAS JEFFERSON HIGH SCHOOL FOR	ALEXANDRIA,VA
AMC 10A	RYAN	K	10	M	THOMAS JEFFERSON HIGH SCHOOL FOR	ALEXANDRIA,VA
AMC 10B	RYAN	K	10	M	THOMAS JEFFERSON HIGH SCHOOL FOR	ALEXANDRIA,VA
AMC 12B	FRANKLYN	W	11	M	THOMAS JEFFERSON HIGH SCHOOL FOR	ALEXANDRIA,VA
AMC 10B	ALEX	W	8	M	INTERLAKE HIGH	BELLEVUE,WA
AMC 10B	ALICIA	Z	7	F	INTERLAKE HIGH	BELLEVUE,WA

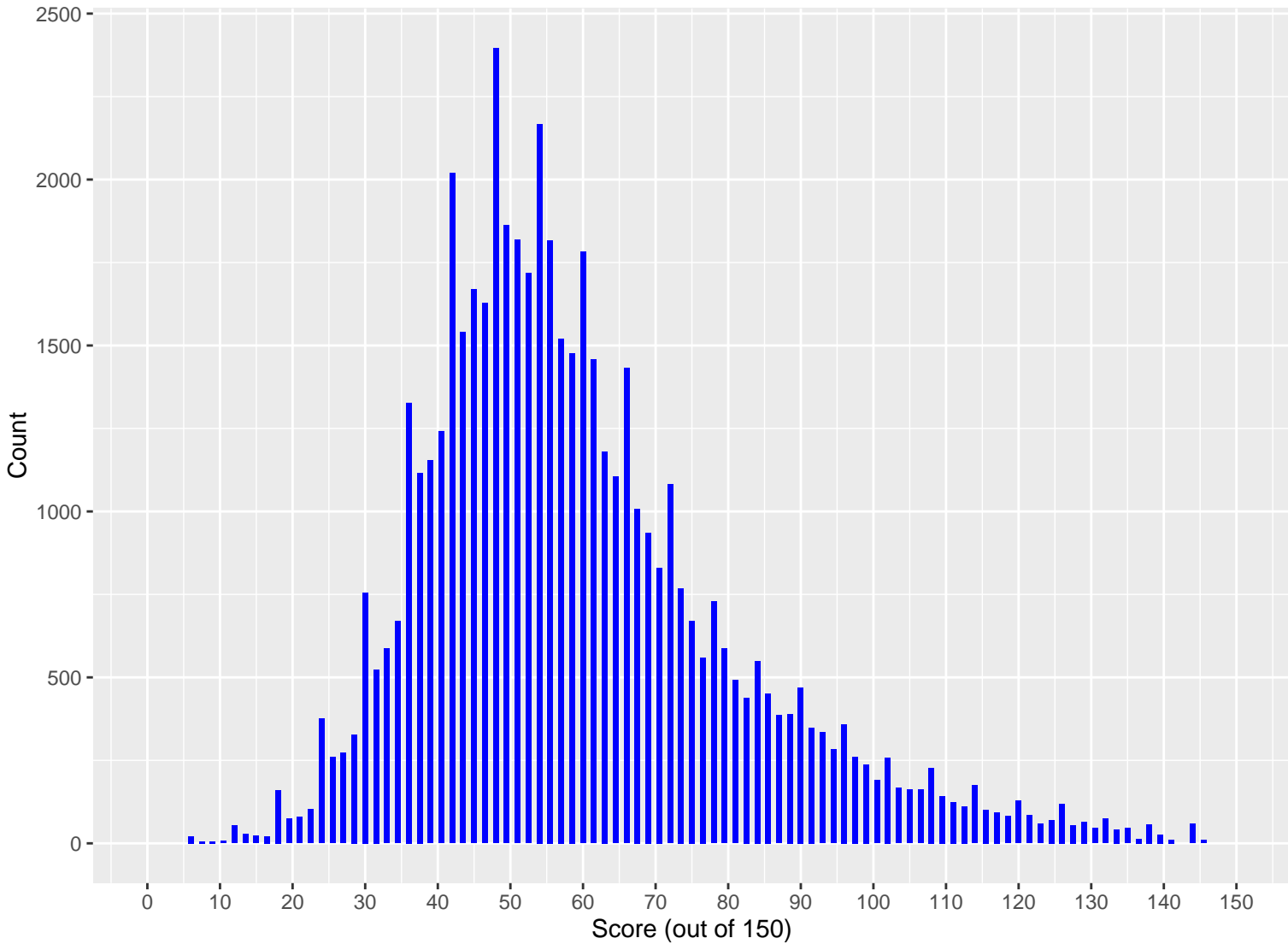
## State Summaries

State	Number of Students	Mean	Median	Top 1% Score	Top 5% Score	Top 10% Score	Top 25% Score
AK	68	53.4	51.0	103.5	81.0	72.00	63.75
AL	366	56.7	51.0	126.0	100.5	85.50	67.50
AR	144	53.7	51.0	102.0	85.5	76.50	63.00
AZ	623	57.6	54.0	126.0	106.5	85.50	66.00
CA	7326	66.5	61.5	132.0	112.5	99.00	79.50
CO	342	61.6	55.5	133.5	106.5	96.00	75.00
CT	1886	53.8	51.0	112.5	88.5	78.00	63.00
DC	271	55.7	54.0	115.5	91.5	81.00	66.00
DE	150	57.4	52.5	115.5	99.0	80.25	66.00
FL	1240	60.5	57.0	126.0	106.5	90.00	70.50
GA	1168	59.3	55.5	126.0	102.0	90.00	72.00
HI	228	54.4	52.5	106.5	85.5	75.00	63.00
IA	971	52.6	51.0	99.0	81.0	70.50	60.00
ID	53	55.0	51.0	118.5	96.0	84.00	64.50
IL	3598	58.3	55.5	120.0	96.0	82.50	67.50
IN	781	58.7	54.0	132.0	102.0	85.50	66.00
KS	541	50.3	48.0	121.5	85.5	72.00	58.50
KY	226	54.0	51.0	120.0	93.0	79.50	61.50
LA	158	54.1	51.0	126.0	96.0	79.50	64.50
MA	2598	64.9	60.0	132.0	111.0	100.50	79.50
MD	648	71.0	67.5	133.5	114.0	103.50	84.00
ME	221	50.2	49.5	93.0	75.0	67.50	58.50
MI	936	60.1	55.5	129.0	102.0	88.50	67.50
MN	949	56.4	54.0	118.5	94.5	82.50	64.50
MO	547	57.2	52.5	123.0	96.0	87.00	67.50

## State Summaries

State	Number of Students	Mean	Median	Top 1% Score	Top 5% Score	Top 10% Score	Top 25% Score
MS	94	58.2	54.0	129.0	108.00	84.0	70.50
MT	164	46.5	46.5	82.5	67.50	61.5	55.50
NC	1344	59.6	55.5	129.0	102.00	88.5	70.50
ND	218	45.4	43.5	93.0	73.50	64.5	54.00
NE	375	51.4	48.0	109.5	87.00	70.5	58.50
NH	207	70.4	66.0	138.0	123.00	108.0	88.50
NJ	2957	60.9	57.0	132.0	105.00	91.5	72.00
NM	91	60.3	57.0	138.0	102.00	81.0	67.50
NV	464	54.7	49.5	127.5	97.50	84.0	63.00
NY	5816	56.2	54.0	115.5	91.50	81.0	66.00
OH	3145	50.7	48.0	102.0	81.00	70.5	58.50
OK	98	63.6	60.0	129.0	112.50	102.0	76.50
OR	221	70.6	63.0	141.0	126.00	114.0	90.00
PA	2163	56.9	54.0	121.5	93.00	81.0	66.00
RI	308	52.1	49.5	109.5	88.50	72.0	60.00
SC	234	55.3	52.5	120.0	87.00	78.0	64.50
SD	75	52.2	49.5	112.5	97.50	72.0	60.00
TN	520	56.4	54.0	108.0	90.75	81.0	66.00
TX	3671	59.6	55.5	132.0	105.00	90.0	69.00
UT	406	58.0	52.5	121.5	102.00	84.0	67.50
VA	2013	64.6	61.5	132.0	108.00	96.0	76.50
VT	121	50.6	46.5	120.0	79.50	66.0	57.00
WA	457	64.7	57.0	138.0	120.00	103.5	76.50
WI	371	57.4	54.0	123.0	94.50	84.0	67.50
WV	20	70.2	60.0	129.0	123.00	111.0	87.75

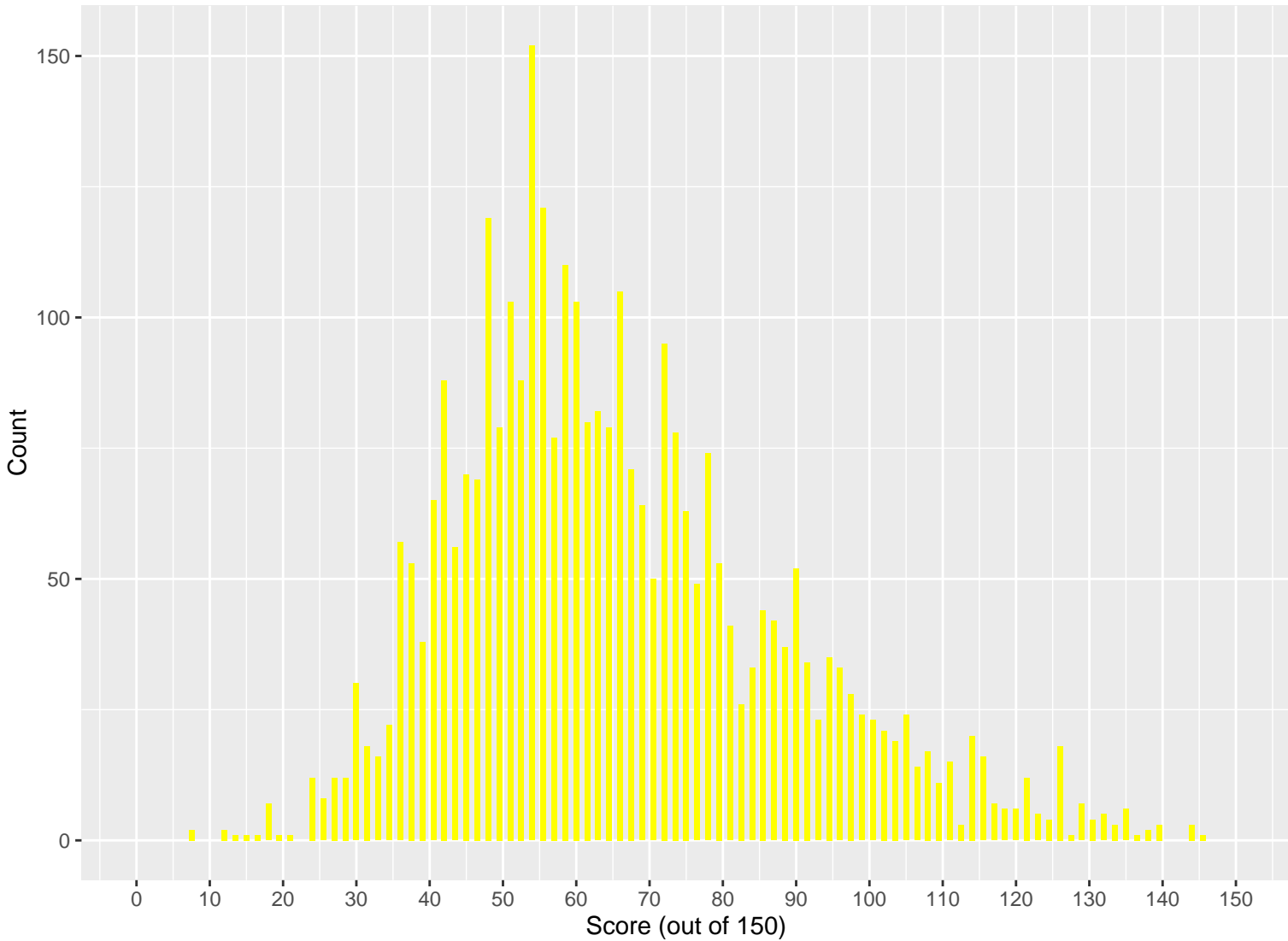
Score Distribution for US & Canada



Summary Statistics

Number of Students	Mean	Median	Top 1% Score	Top 5% Score	Top 10% Score	Top 25% Score
52943	59.3	55.5	127.5	102	88.5	69

## Score Distribution for Students Below Grade 8

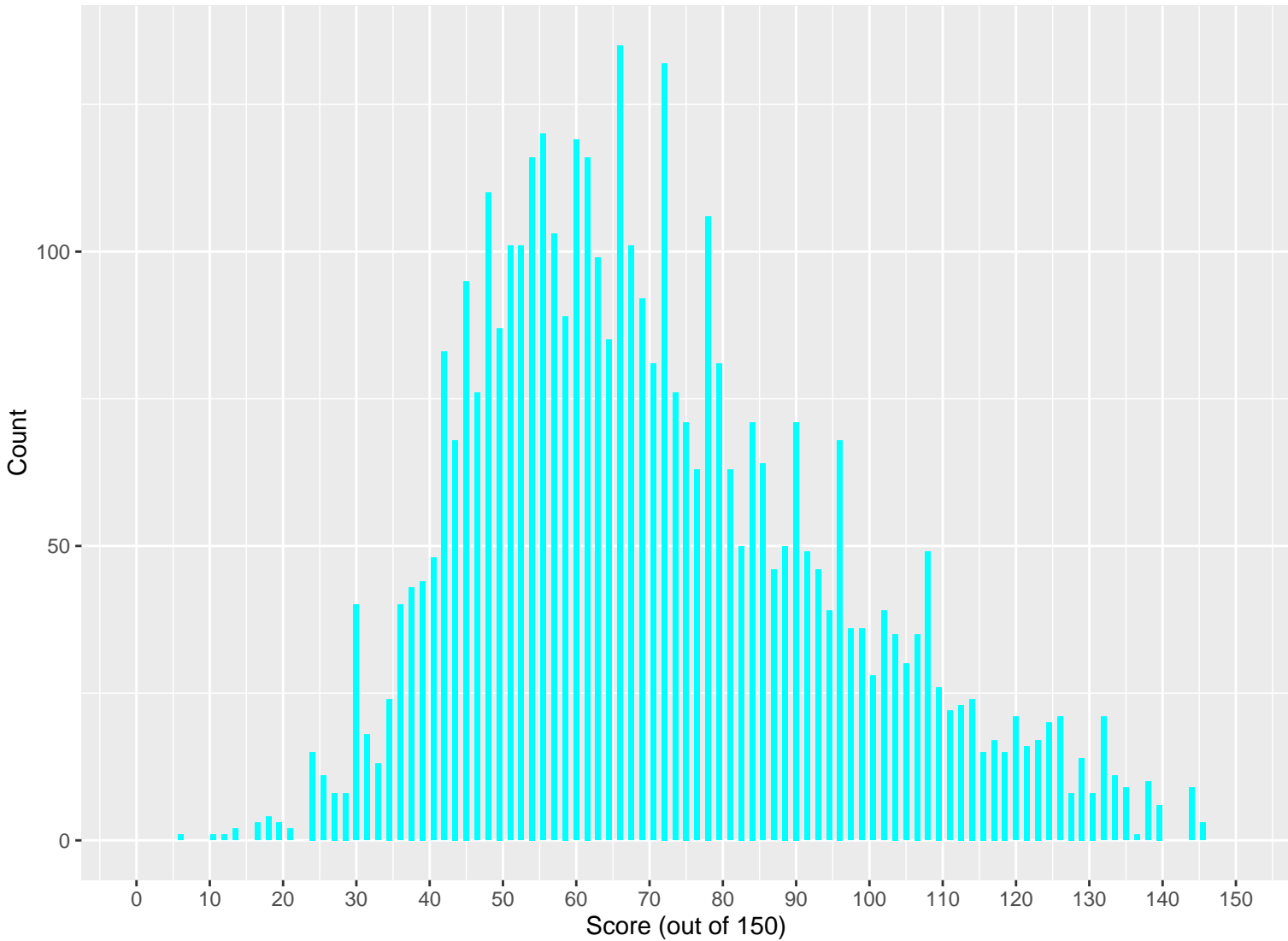


## Summary Statistics for Students Below Grade 8

Number of Students	Mean	Median	Top 1% Score	Top 5% Score	Top 10% Score	Top 25% Score
3269	65.6	61.5	129	108	97.5	78



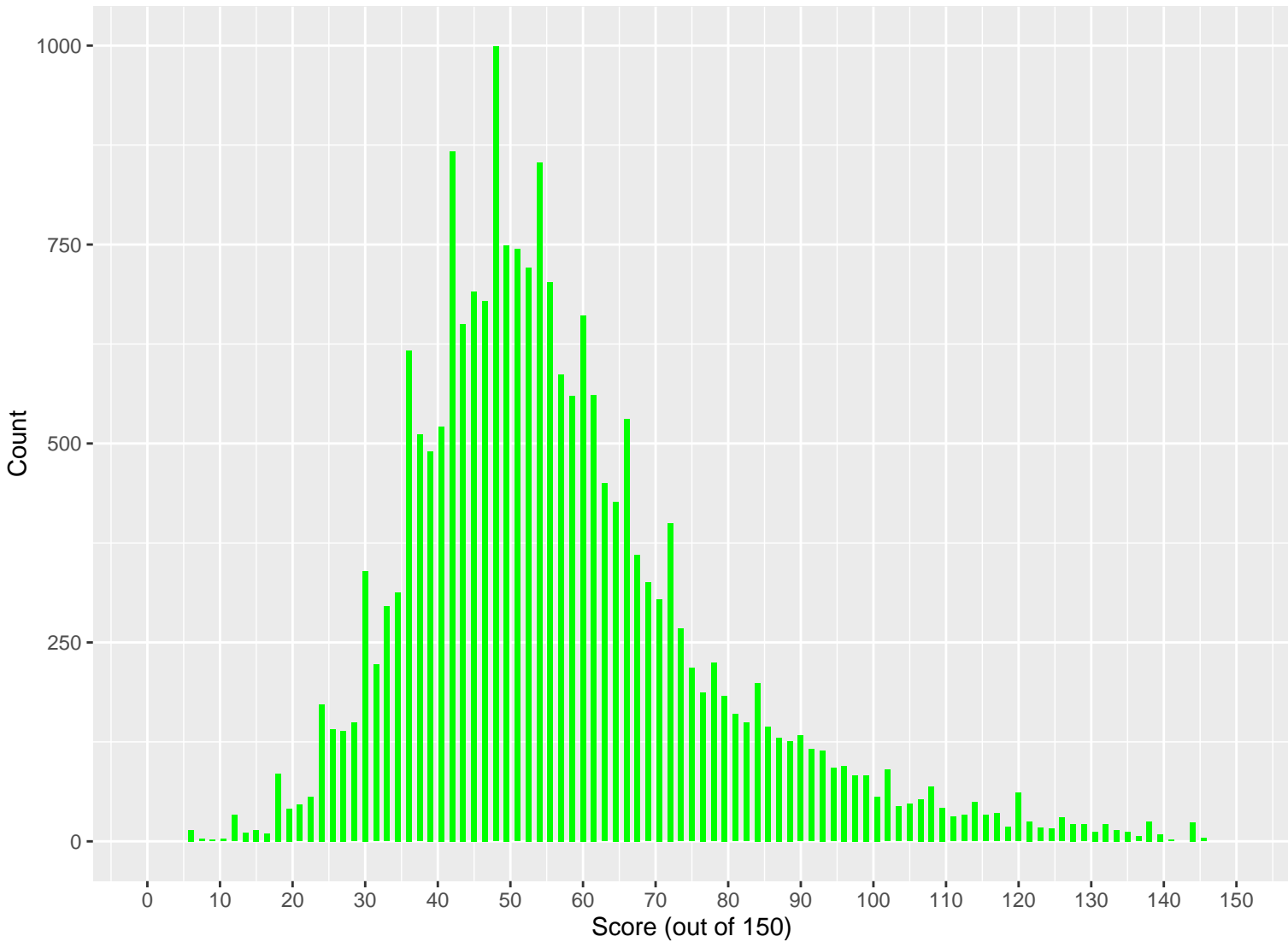
## Score Distribution for Grade 8 Students



## Summary Statistics for Students in Grade 8

Number of Students	Mean	Median	Top 1% Score	Top 5% Score	Top 10% Score	Top 25% Score
4083	70.9	67.5	135	118.5	106.5	85.5

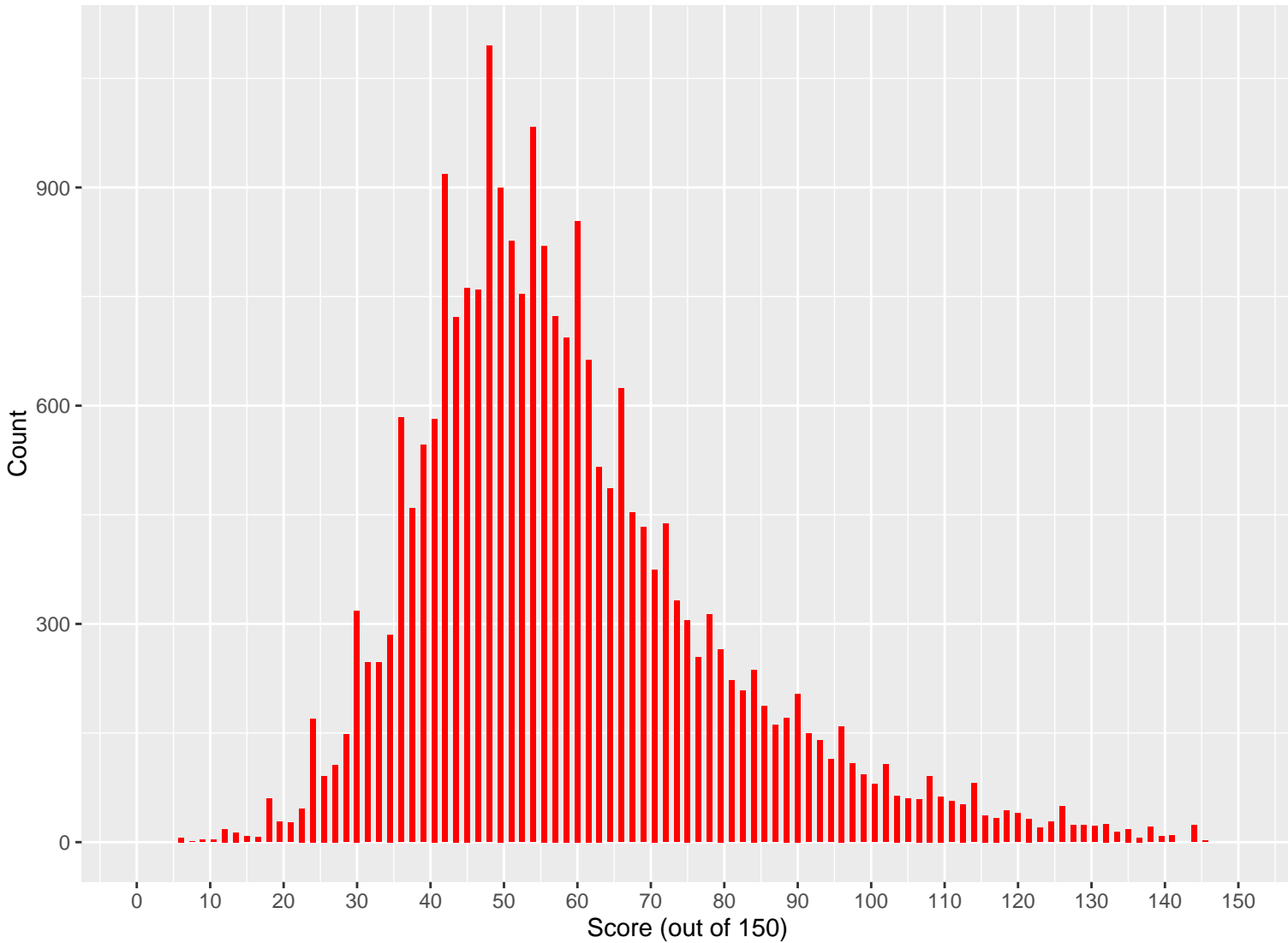
## Score Distribution for Grade 9 Students



## Summary Statistics for Students in Grade 9

Number of Students	Mean	Median	Top 1% Score	Top 5% Score	Top 10% Score	Top 25% Score
20684	56.8	54	126	97.5	84	66

Score Distribution for Grade 10 Students



Summary Statistics for Students in Grade 10

Number of Students	Mean	Median	Top 1% Score	Top 5% Score	Top 10% Score	Top 25% Score
23625	58.9	55.5	126	100.5	87	69

Achievement Roll in US and Canada – Page 1

First Name	Last Initial	Grade	Gender	School	City,State	Score
ANDREW	C	8	M	VERNON BARFORD SCHOOL	EDMONTON,AB	102.0
JASON	H	8	M	LOUIS PIZITZ MS	VESTAVIA HILLS,AL	102.0
JAMES	S	7	M	LOUIS PIZITZ MS	VESTAVIA HILLS,AL	117.0
SOREN	S	6	M	FAYETTEVILLE HIGH SCHOOL	FAYETTEVILLE,AR	100.5
CALEB	B	8	U	ARIZONA COLLEGE PREP-ERIE	CHANDLER,AZ	133.5
RICHARD	C	7	M	ARIZONA COLLEGE PREP-ERIE	CHANDLER,AZ	91.5
ALEXANDER	G	8	M	ARIZONA COLLEGE PREP-ERIE	CHANDLER,AZ	109.5
RICK	S	8	M	ARIZONA COLLEGE PREP-ERIE	CHANDLER,AZ	93.0
XENIA	Z	8	F	ARIZONA COLLEGE PREP-ERIE	CHANDLER,AZ	111.0
VIVEK	C	8	M	BASIS CHANDLER	CHANDLER,AZ	126.0
MICHAEL	C	8	M	BASIS CHANDLER	CHANDLER,AZ	114.0
KAREN	C	7	F	BASIS CHANDLER	CHANDLER,AZ	99.0
SHANKAR	K	8	M	BASIS CHANDLER	CHANDLER,AZ	94.5
JAEHYUNG	L	7	U	BASIS CHANDLER	CHANDLER,AZ	99.0
AGUSTYA	M	8	M	BASIS CHANDLER	CHANDLER,AZ	111.0
LOGAN	L	8	M	BASIS SCOTTSDALE	SCOTTSDALE,AZ	106.5
LOGAN	L	8	M	BASIS SCOTTSDALE	SCOTTSDALE,AZ	106.5
VIRAJ	M	8	U	BASIS SCOTTSDALE	SCOTTSDALE,AZ	90.0
VIRAJ	M	8	U	BASIS SCOTTSDALE	SCOTTSDALE,AZ	90.0
WESLEY	P	7	M	BASIS SCOTTSDALE	SCOTTSDALE,AZ	90.0
WESLEY	P	7	M	BASIS SCOTTSDALE	SCOTTSDALE,AZ	90.0
ROSHAN	P	8	M	BASIS SCOTTSDALE	SCOTTSDALE,AZ	106.5
ROSHAN	P	8	M	BASIS SCOTTSDALE	SCOTTSDALE,AZ	106.5
KISHORE	R	8	M	BASIS SCOTTSDALE	SCOTTSDALE,AZ	129.0
NIKHIL	S	8	M	BASIS SCOTTSDALE	SCOTTSDALE,AZ	124.5
NIKHIL	S	8	M	BASIS SCOTTSDALE	SCOTTSDALE,AZ	124.5
GEORGE	T	8	U	BASIS TUCSON NORTH	TUCSON,AZ	112.5
GEORGE	T	8	U	BASIS TUCSON NORTH	TUCSON,AZ	112.5
CHANG	X	8	F	HIGHLAND LAKES SCHOOL	GLENDALE,AZ	115.5
RIAN	P	7	M	BURNABY MOUNTAIN SECONDARY	BURNABY,BC	94.5

Achievement Roll in US and Canada – Page 2

First Name	Last Initial	Grade	Gender	School	City,State	Score
HARRY	J	8	M	ÉCOLE ALPHA SECONDARY	BURNABY,BC	96.0
CHENG	Q	7	U	LANGARA COLLEGE	VANCOUVER,BC	105.0
HONGYI	C	8	M	SAINT GEORGES SENIOR	VANCOUVER,BC	121.5
MICHAEL	H	8	M	UNIVERSITY HILL SECONDARY	VANCOUVER,BC	138.0
HENRY	Z	7	U	ALBANY HIGH SCHOOL	ALBANY,CA	93.0
ANTARISH	R	7	M	AMERICAN INST OF MATH DIRECTOR'S CIR	MORGAN HILL,CA	114.0
NEIL	S	7	M	AMERICAN INST OF MATH DIRECTOR'S CIR	MORGAN HILL,CA	97.5
ANDREW	D	7	M	ARNOLD O BECKMAN HIGH SCHOOL	IRVINE,CA	109.5
ANDREW	P	7	M	ARNOLD O BECKMAN HIGH SCHOOL	IRVINE,CA	123.0
ANDREW	C	6	M	BASIS INDEPENDENT SILICON VALLEY	SAN JOSE,CA	123.0
EDMUND	C	8	U	BASIS INDEPENDENT SILICON VALLEY	SAN JOSE,CA	90.0
VED	G	7	U	BASIS INDEPENDENT SILICON VALLEY	SAN JOSE,CA	102.0
ALAN	L	8	U	BASIS INDEPENDENT SILICON VALLEY	SAN JOSE,CA	106.5
LAWRENCE	L	7	U	BASIS INDEPENDENT SILICON VALLEY	SAN JOSE,CA	114.0
ANDY	L	8	U	BASIS INDEPENDENT SILICON VALLEY	SAN JOSE,CA	112.5
NICK	M	7	U	BASIS INDEPENDENT SILICON VALLEY	SAN JOSE,CA	106.5
SIDDARTH	M	7	U	BASIS INDEPENDENT SILICON VALLEY	SAN JOSE,CA	99.0
ANTHONY	M	8	U	BASIS INDEPENDENT SILICON VALLEY	SAN JOSE,CA	96.0
SHIVEK	N	8	M	BASIS INDEPENDENT SILICON VALLEY	SAN JOSE,CA	90.0
SUJAY	R	7	M	BASIS INDEPENDENT SILICON VALLEY	SAN JOSE,CA	121.5
ALBERT	S	8	U	BASIS INDEPENDENT SILICON VALLEY	SAN JOSE,CA	108.0
SIDDHARTH	S	8	M	BASIS INDEPENDENT SILICON VALLEY	SAN JOSE,CA	123.0
ADAM	T	7	M	BASIS INDEPENDENT SILICON VALLEY	SAN JOSE,CA	126.0
ETHAN	W	7	M	BASIS INDEPENDENT SILICON VALLEY	SAN JOSE,CA	93.0
WILLIAM	W	8	M	BASIS INDEPENDENT SILICON VALLEY	SAN JOSE,CA	91.5
ALAN	Z	8	M	BASIS INDEPENDENT SILICON VALLEY	SAN JOSE,CA	103.5
AUDREY	L	8	F	BEACH CITIES SOUTH BAY MATH CIRCLE	CARSON,CA	94.5
BRYCE	L	8	M	BEACH CITIES SOUTH BAY MATH CIRCLE	CARSON,CA	115.5
DANNY	M	8	M	BEACH CITIES SOUTH BAY MATH CIRCLE	CARSON,CA	90.0
MICHAEL	Z	7	M	BEACH CITIES SOUTH BAY MATH CIRCLE	CARSON,CA	111.0

Achievement Roll in US and Canada – Page 3

First Name	Last Initial	Grade	Gender	School	City,State	Score
ESPEN	S	6	M	BERKELEY MATH CIRCLE	BERKELEY,CA	111.0
HONGBO	W	7	M	BERKELEY MATH CIRCLE	BERKELEY,CA	90.0
ANDRE	C	7	M	BOWDITCH MIDDLE SCHOOL	FOSTER CITY,CA	94.5
WILLIAM	D	7	M	BOWDITCH MIDDLE SCHOOL	FOSTER CITY,CA	105.0
SHIFAN	H	7	U	BOWDITCH MIDDLE SCHOOL	FOSTER CITY,CA	99.0
NICK	P	8	M	BOWDITCH MIDDLE SCHOOL	FOSTER CITY,CA	91.5
HEATHER	W	8	F	BOWDITCH MIDDLE SCHOOL	FOSTER CITY,CA	90.0
ALBERT	Z	6	M	BOWDITCH MIDDLE SCHOOL	FOSTER CITY,CA	99.0
MERRICK	H	8	M	CAL STATE UNIVERSITY LOS ANGELES	LOS ANGELES,CA	117.0
ERIC	B	7	M	CALIFORNIA BAPTIST UNIVERSITY	RIVERSIDE,CA	90.0
NATHANIEL	L	8	U	CALIFORNIA BAPTIST UNIVERSITY	RIVERSIDE,CA	94.5
MAJOR	Y	8	M	CALIFORNIA BAPTIST UNIVERSITY	RIVERSIDE,CA	103.5
GARRETT	M	8	M	CARLMONT HS	BELMONT,CA	100.5
VIVEK	A	7	U	CARMEL VALLEY MIDDLE SCHOOL	SAN DIEGO,CA	105.0
DANIEL	C	7	U	CARMEL VALLEY MIDDLE SCHOOL	SAN DIEGO,CA	91.5
DAVID	H	8	M	CARMEL VALLEY MIDDLE SCHOOL	SAN DIEGO,CA	90.0
MASON	H	8	M	CARMEL VALLEY MIDDLE SCHOOL	SAN DIEGO,CA	93.0
BENJAMIN	H	8	M	CARMEL VALLEY MIDDLE SCHOOL	SAN DIEGO,CA	90.0
SAEJI	H	8	M	CARMEL VALLEY MIDDLE SCHOOL	SAN DIEGO,CA	102.0
BRIAN	H	8	M	CARMEL VALLEY MIDDLE SCHOOL	SAN DIEGO,CA	94.5
RYAN	K	8	M	CARMEL VALLEY MIDDLE SCHOOL	SAN DIEGO,CA	90.0
EMILY	K	8	U	CARMEL VALLEY MIDDLE SCHOOL	SAN DIEGO,CA	99.0
WILLIAM	K	7	M	CARMEL VALLEY MIDDLE SCHOOL	SAN DIEGO,CA	102.0
DOMINIC	L	8	U	CARMEL VALLEY MIDDLE SCHOOL	SAN DIEGO,CA	100.5
LUCAS	L	8	M	CARMEL VALLEY MIDDLE SCHOOL	SAN DIEGO,CA	102.0
JEFF	R	8	M	CARMEL VALLEY MIDDLE SCHOOL	SAN DIEGO,CA	118.5
GIACOMO	R	7	M	CARMEL VALLEY MIDDLE SCHOOL	SAN DIEGO,CA	106.5
ATHARV	S	7	U	CARMEL VALLEY MIDDLE SCHOOL	SAN DIEGO,CA	102.0
STEPHEN	W	8	U	CARMEL VALLEY MIDDLE SCHOOL	SAN DIEGO,CA	90.0
SOPHIE	W	8	F	CARMEL VALLEY MIDDLE SCHOOL	SAN DIEGO,CA	139.5

Achievement Roll in US and Canada – Page 4

First Name	Last Initial	Grade	Gender	School	City,State	Score
RALPH	C	7	M	CHABOYA MIDDLE SCHOOL	SAN JOSE,CA	129.0
ALEX	G	7	M	CHABOYA MIDDLE SCHOOL	SAN JOSE,CA	126.0
ALLEN	M	8	M	CHABOYA MIDDLE SCHOOL	SAN JOSE,CA	111.0
AVI	M	8	M	CHABOYA MIDDLE SCHOOL	SAN JOSE,CA	93.0
SRITEJA	V	8	M	CHABOYA MIDDLE SCHOOL	SAN JOSE,CA	90.0
DEVANSH	B	7	M	CHALLENGER SCHOOL- BERRYESSA SCHOOL	SAN JOSE,CA	93.0
SANJANA	D	8	U	CHALLENGER SCHOOL- BERRYESSA SCHOOL	SAN JOSE,CA	111.0
JOEL	J	8	M	CHALLENGER SCHOOL- BERRYESSA SCHOOL	SAN JOSE,CA	90.0
JINGCHAO	L	7	M	CHALLENGER SCHOOL- BERRYESSA SCHOOL	SAN JOSE,CA	123.0
HARISH	M	7	M	CHALLENGER SCHOOL- BERRYESSA SCHOOL	SAN JOSE,CA	99.0
ABHINAV	N	8	M	CHALLENGER SCHOOL- BERRYESSA SCHOOL	SAN JOSE,CA	102.0
SHREYAS	R	8	M	CHALLENGER SCHOOL- BERRYESSA SCHOOL	SAN JOSE,CA	118.5
NEERAJ	R	8	M	CHALLENGER SCHOOL- BERRYESSA SCHOOL	SAN JOSE,CA	108.0
AARON	S	8	M	CHALLENGER SCHOOL- BERRYESSA SCHOOL	SAN JOSE,CA	99.0
THARIKA	T	8	U	CHALLENGER SCHOOL- BERRYESSA SCHOOL	SAN JOSE,CA	100.5
EDWIN	X	7	U	CHALLENGER SCHOOL- BERRYESSA SCHOOL	SAN JOSE,CA	112.5
AUSTIN	Y	8	M	CHALLENGER SCHOOL- BERRYESSA SCHOOL	SAN JOSE,CA	108.0
MADELINE	Y	8	U	CHALLENGER SCHOOL- BERRYESSA SCHOOL	SAN JOSE,CA	90.0
GAVIN	Y	8	U	CHALLENGER SCHOOL- BERRYESSA SCHOOL	SAN JOSE,CA	115.5
JOEL	K	8	M	CHRIST LUTHERAN SCHOOL	BREA,CA	108.0
ARNAV	S	7	M	CRYSTAL SPRINGS UPLAND SCHOOL	HILLSBOROUGH,CA	105.0
AKSHAY	A	7	M	CUPERTINO HIGH SCHOOL	CUPERTINO,CA	91.5
JUNHO	L	8	U	CUPERTINO HIGH SCHOOL	CUPERTINO,CA	144.0
ASHVIN	L	7	U	CUPERTINO HIGH SCHOOL	CUPERTINO,CA	108.0
KEVIN	M	7	M	CUPERTINO HIGH SCHOOL	CUPERTINO,CA	117.0
NILAY	M	6	M	CUPERTINO HIGH SCHOOL	CUPERTINO,CA	126.0
DAVID	Q	7	M	CUPERTINO HIGH SCHOOL	CUPERTINO,CA	114.0
SEAN	S	6	U	CUPERTINO HIGH SCHOOL	CUPERTINO,CA	108.0
SUMEDH	S	7	M	CUPERTINO HIGH SCHOOL	CUPERTINO,CA	90.0
CHRIS	Z	8	M	CUPERTINO HIGH SCHOOL	CUPERTINO,CA	99.0

### Achievement Roll in US and Canada – Page 5

First Name	Last Initial	Grade	Gender	School	City,State	Score
HARSHIL	G	7	M	CUPERTINO MIDDLE SCHOOL	SUNNYVALE,CA	96.0
HARSHIL	G	7	M	CUPERTINO MIDDLE SCHOOL	SUNNYVALE,CA	96.0
SIYONG	H	8	U	CUPERTINO MIDDLE SCHOOL	SUNNYVALE,CA	124.5
SIYONG	H	8	U	CUPERTINO MIDDLE SCHOOL	SUNNYVALE,CA	124.5
ARYAN	K	8	M	CUPERTINO MIDDLE SCHOOL	SUNNYVALE,CA	106.5
ARYAN	K	8	M	CUPERTINO MIDDLE SCHOOL	SUNNYVALE,CA	106.5
BRIAN	L	8	U	CUPERTINO MIDDLE SCHOOL	SUNNYVALE,CA	90.0
BRIAN	L	8	U	CUPERTINO MIDDLE SCHOOL	SUNNYVALE,CA	90.0
SOHOM	R	8	M	CUPERTINO MIDDLE SCHOOL	SUNNYVALE,CA	97.5
SOHOM	R	8	M	CUPERTINO MIDDLE SCHOOL	SUNNYVALE,CA	97.5
JOSH	S	8	M	CUPERTINO MIDDLE SCHOOL	SUNNYVALE,CA	121.5
JOSH	S	8	M	CUPERTINO MIDDLE SCHOOL	SUNNYVALE,CA	121.5
KATY	T	8	F	CUPERTINO MIDDLE SCHOOL	SUNNYVALE,CA	97.5
KATY	T	8	F	CUPERTINO MIDDLE SCHOOL	SUNNYVALE,CA	97.5
CYNTHIA	W	8	F	CUPERTINO MIDDLE SCHOOL	SUNNYVALE,CA	93.0
CYNTHIA	W	8	F	CUPERTINO MIDDLE SCHOOL	SUNNYVALE,CA	93.0
RICHARD	W	8	U	CUPERTINO MIDDLE SCHOOL	SUNNYVALE,CA	120.0
RICHARD	W	8	U	CUPERTINO MIDDLE SCHOOL	SUNNYVALE,CA	120.0
HAMED	H	8	M	DORRIS EATON SCHOOL	SAN RAMON,CA	97.5
VIKRAM	R	8	M	DORRIS EATON SCHOOL	SAN RAMON,CA	115.5
RISHA	C	8	F	DOUGHERTY VALLEY HIGH SCHOOL	SAN RAMON,CA	91.5
MASON	F	7	M	DOUGHERTY VALLEY HIGH SCHOOL	SAN RAMON,CA	120.0
EUGENE	K	6	M	DOUGHERTY VALLEY HIGH SCHOOL	SAN RAMON,CA	99.0
KENNETH	M	8	U	DOUGHERTY VALLEY HIGH SCHOOL	SAN RAMON,CA	111.0
SHREYA	R	8	F	DOUGHERTY VALLEY HIGH SCHOOL	SAN RAMON,CA	121.5
STEPHANIE	S	8	F	DOUGHERTY VALLEY HIGH SCHOOL	SAN RAMON,CA	112.5
JOHN	Y	8	U	DOUGHERTY VALLEY HIGH SCHOOL	SAN RAMON,CA	96.0
JENNIFER	Z	8	F	DOUGHERTY VALLEY HIGH SCHOOL	SAN RAMON,CA	117.0
ALLAN	Z	6	M	DOUGHERTY VALLEY HIGH SCHOOL	SAN RAMON,CA	93.0
ETHAN	L	8	U	FALLON MIDDLE SCHOOL	DUBLIN,CA	99.0



### Achievement Roll in US and Canada – Page 6

First Name	Last Initial	Grade	Gender	School	City,State	Score
KEVIN	W	8	M	FALLON MIDDLE SCHOOL	DUBLIN,CA	124.5
KEVIN	L	8	M	FOOTHILL HIGH SCHOOL	PLEASANTON,CA	133.5
OLIVER	B	7	M	FRANCIS PARKER SCHOOL	SAN DIEGO,CA	90.0
WILLIAM	C	6	U	FUSS	FREMONT,CA	129.0
CHRIS	G	6	M	FUSS	FREMONT,CA	115.5
WANG	J	6	U	FUSS	FREMONT,CA	96.0
SANIYA	K	8	U	FUSS	FREMONT,CA	93.0
STEPHEN	M	7	U	FUSS	FREMONT,CA	90.0
AMIRAH	M	8	F	FUSS	FREMONT,CA	99.0
PRANAV	R	6	M	FUSS	FREMONT,CA	111.0
ABIS HEK	S	8	M	FUSS	FREMONT,CA	91.5
OJASW	U	8	M	FUSS	FREMONT,CA	96.0
ANDREW	W	6	M	FUSS	FREMONT,CA	118.5
LUCAS	W	7	M	FUSS	FREMONT,CA	100.5
ALLEN	Z	8	M	FUSS	FREMONT,CA	108.0
EDWARD	Z	7	U	FUSS	FREMONT,CA	100.5
BRIAN	C	6	M	HARKER MIDDLE SCHOOL	SAN JOSE,CA	94.5
DAVID	D	7	M	HARKER MIDDLE SCHOOL	SAN JOSE,CA	90.0
HILARI	F	8	U	HARKER MIDDLE SCHOOL	SAN JOSE,CA	105.0
ALEXANDER	H	7	M	HARKER MIDDLE SCHOOL	SAN JOSE,CA	120.0
ASHLEY	H	6	F	HARKER MIDDLE SCHOOL	SAN JOSE,CA	111.0
MARK	H	7	M	HARKER MIDDLE SCHOOL	SAN JOSE,CA	96.0
CONNIE	J	6	F	HARKER MIDDLE SCHOOL	SAN JOSE,CA	96.0
VIVIAN	J	8	F	HARKER MIDDLE SCHOOL	SAN JOSE,CA	96.0
ARYA	M	8	M	HARKER MIDDLE SCHOOL	SAN JOSE,CA	97.5
LUISA	P	8	U	HARKER MIDDLE SCHOOL	SAN JOSE,CA	94.5
RISHAB	P	7	M	HARKER MIDDLE SCHOOL	SAN JOSE,CA	138.0
UTKARSH	P	8	M	HARKER MIDDLE SCHOOL	SAN JOSE,CA	133.5
SALONI	S	8	F	HARKER MIDDLE SCHOOL	SAN JOSE,CA	109.5
ADITYA	S	8	M	HARKER MIDDLE SCHOOL	SAN JOSE,CA	111.0

Achievement Roll in US and Canada – Page 7

First Name	Last Initial	Grade	Gender	School	City,State	Score
BETSY	T	8	U	HARKER MIDDLE SCHOOL	SAN JOSE,CA	99.0
MARIAMMA	V	8	U	HARKER MIDDLE SCHOOL	SAN JOSE,CA	97.5
KEVIN	W	7	M	HARKER MIDDLE SCHOOL	SAN JOSE,CA	121.5
GEORGE	W	8	M	HARKER MIDDLE SCHOOL	SAN JOSE,CA	97.5
SIDRA	X	8	F	HARKER MIDDLE SCHOOL	SAN JOSE,CA	106.5
BOWEN	Y	8	M	HARKER MIDDLE SCHOOL	SAN JOSE,CA	97.5
ALEX	Z	8	M	HARKER MIDDLE SCHOOL	SAN JOSE,CA	118.5
WILLIAM	Z	7	M	HARKER MIDDLE SCHOOL	SAN JOSE,CA	90.0
ERIC	Z	8	M	HARKER MIDDLE SCHOOL	SAN JOSE,CA	108.0
ZHENGXI	Z	8	M	HARVARD–WESTLAKE SCHOOL	STUDIO CITY,CA	103.5
DAVID	F	8	M	HARVEST PARK MIDDLE SCHOOL	PLEASANTON,CA	123.0
AKSHAY	G	8	M	HARVEST PARK MIDDLE SCHOOL	PLEASANTON,CA	124.5
JUSTIN	L	6	M	HARVEST PARK MIDDLE SCHOOL	PLEASANTON,CA	145.5
ANDREW	L	7	M	HARVEST PARK MIDDLE SCHOOL	PLEASANTON,CA	108.0
AKASH	M	7	M	HARVEST PARK MIDDLE SCHOOL	PLEASANTON,CA	105.0
VISHAL	M	8	M	HARVEST PARK MIDDLE SCHOOL	PLEASANTON,CA	102.0
XIUYUAN	Q	8	U	HARVEST PARK MIDDLE SCHOOL	PLEASANTON,CA	111.0
SUHAS	S	8	M	HARVEST PARK MIDDLE SCHOOL	PLEASANTON,CA	106.5
JOCELYN	Z	8	U	HARVEST PARK MIDDLE SCHOOL	PLEASANTON,CA	112.5
CLAIRE	B	7	F	HEAD–ROYCE SCHOOL	OAKLAND,CA	106.5
JOSIAH	K	7	M	HOMESCHOOL OF SAN GABRIEL VALLEY	MONTEREY PARK,CA	96.0
JARED	H	8	M	IRVINGTON HIGH SCHOOL	FREMONT,CA	100.5
AAYUSHI	A	8	F	JOAQUIN MILLER MIDDLE SCHOOL	SAN JOSE,CA	91.5
JOSHUA	F	8	M	JOAQUIN MILLER MIDDLE SCHOOL	SAN JOSE,CA	96.0
WILSON	H	8	M	JOAQUIN MILLER MIDDLE SCHOOL	SAN JOSE,CA	112.5
DAVID	H	8	M	JOAQUIN MILLER MIDDLE SCHOOL	SAN JOSE,CA	150.0
FLORA	H	8	F	JOAQUIN MILLER MIDDLE SCHOOL	SAN JOSE,CA	90.0
WILLIAM	H	7	M	JOAQUIN MILLER MIDDLE SCHOOL	SAN JOSE,CA	97.5
JONATHAN	H	8	M	JOAQUIN MILLER MIDDLE SCHOOL	SAN JOSE,CA	132.0
TIM	J	7	M	JOAQUIN MILLER MIDDLE SCHOOL	SAN JOSE,CA	99.0

Achievement Roll in US and Canada – Page 8

First Name	Last Initial	Grade	Gender	School	City,State	Score
ADARSH	K	8	M	JOAQUIN MILLER MIDDLE SCHOOL	SAN JOSE,CA	106.5
ROY	L	8	M	JOAQUIN MILLER MIDDLE SCHOOL	SAN JOSE,CA	114.0
JONATHAN	Q	8	M	JOAQUIN MILLER MIDDLE SCHOOL	SAN JOSE,CA	127.5
SEJAL	R	7	F	JOAQUIN MILLER MIDDLE SCHOOL	SAN JOSE,CA	106.5
ERIC	S	6	M	JOAQUIN MILLER MIDDLE SCHOOL	SAN JOSE,CA	139.5
LEO	Y	7	M	JOAQUIN MILLER MIDDLE SCHOOL	SAN JOSE,CA	109.5
OWEN	Y	6	M	JOAQUIN MILLER MIDDLE SCHOOL	SAN JOSE,CA	102.0
WONG	Y	7	U	JOAQUIN MILLER MIDDLE SCHOOL	SAN JOSE,CA	91.5
ALEXANDER	Z	7	M	JOAQUIN MILLER MIDDLE SCHOOL	SAN JOSE,CA	96.0
HANTING	Z	8	M	JOAQUIN MILLER MIDDLE SCHOOL	SAN JOSE,CA	91.5
ARTHUR	Z	7	M	JOAQUIN MILLER MIDDLE SCHOOL	SAN JOSE,CA	109.5
EDWARD	L	8	M	JOAQUIN MORAGA INTERMEDIATE SCHOOL	MORAGA,CA	111.0
COOPER	S	8	M	JOAQUIN MORAGA INTERMEDIATE SCHOOL	MORAGA,CA	91.5
EDWIN	Y	8	M	JOAQUIN MORAGA INTERMEDIATE SCHOOL	MORAGA,CA	106.5
JOSHUA	B	7	M	JOHN FAMILY HOME SCHOOL	REDWOOD CITY,CA	118.5
ALEXANDER	J	8	M	JOHN FAMILY HOME SCHOOL	REDWOOD CITY,CA	117.0
ALLISON	J	8	F	JOHN FAMILY HOME SCHOOL	REDWOOD CITY,CA	123.0
ARUNA	A	8	U	JORDAN MIDDLE SCHOOL	PALO ALTO,CA	90.0
NOAH	H	8	U	JORDAN MIDDLE SCHOOL	PALO ALTO,CA	105.0
RONAK	M	7	M	JORDAN MIDDLE SCHOOL	PALO ALTO,CA	115.5
ZACK	S	7	M	JORDAN MIDDLE SCHOOL	PALO ALTO,CA	94.5
KEVIN	Y	8	M	JORDAN MIDDLE SCHOOL	PALO ALTO,CA	100.5
SHUNTIAN	L	7	U	JUDSON INTERNATIONAL SCHOOL	PASADENA,CA	123.0
DEREK	A	8	M	LA CAÑADA HIGH SCHOOL	LA CAÑADA,CA	105.0
ZACHARY	D	8	U	LA JOLLA HS	LA JOLLA,CA	103.5
MARK	R	7	M	LA JOLLA HS	LA JOLLA,CA	100.5
JAMES	R	7	M	LADERA RANCH MIDDLE SCHOOL	LADERA RANCH,CA	105.0
ALEX	C	8	M	LELAND HIGH SCHOOL	SAN JOSE,CA	90.0
KELLY	C	8	F	LELAND HIGH SCHOOL	SAN JOSE,CA	124.5
DANIEL	X	6	M	LELAND HIGH SCHOOL	SAN JOSE,CA	100.5

### Achievement Roll in US and Canada – Page 9

First Name	Last Initial	Grade	Gender	School	City,State	Score
JONATHAN	Y	8	U	LELAND HIGH SCHOOL	SAN JOSE,CA	133.5
TIMOTHY	Z	7	M	LOS ALTOS HIGH SCHOOL	LOS ALTOS,CA	96.0
GARY	S	8	U	MARTIN LUTHER KING HS	RIVERSIDE,CA	103.5
SARAH	F	8	F	MENLO SCHOOL	ATHERTON,CA	91.5
ANDREW	J	8	M	MESA VERDE MIDDLE SCHOOL	SAN DIEGO,CA	99.0
LUKE	R	8	M	MESA VERDE MIDDLE SCHOOL	SAN DIEGO,CA	96.0
NICHOLAS	S	7	U	MESA VERDE MIDDLE SCHOOL	SAN DIEGO,CA	106.5
JUSTIN	W	7	U	MESA VERDE MIDDLE SCHOOL	SAN DIEGO,CA	97.5
DANIEL	X	6	U	MESA VERDE MIDDLE SCHOOL	SAN DIEGO,CA	90.0
ANDREW	Z	7	U	MESA VERDE MIDDLE SCHOOL	SAN DIEGO,CA	108.0
KATARINA	C	8	F	MIRMAN SCHOOL	LOS ANGELES,CA	91.5
ELI	F	8	M	MIRMAN SCHOOL	LOS ANGELES,CA	103.5
PARTH	A	8	M	MONTA VISTA HIGH SCHOOL	CUPERTINO,CA	130.5
MEHA	G	8	F	MONTA VISTA HIGH SCHOOL	CUPERTINO,CA	91.5
RICHIE	H	8	M	MONTA VISTA HIGH SCHOOL	CUPERTINO,CA	126.0
TAEKYU	K	8	M	MONTA VISTA HIGH SCHOOL	CUPERTINO,CA	132.0
JEFF	S	8	M	MONTA VISTA HIGH SCHOOL	CUPERTINO,CA	115.5
NATHAN	W	7	M	MONTA VISTA HIGH SCHOOL	CUPERTINO,CA	117.0
KEVIN	Y	7	M	MONTA VISTA HIGH SCHOOL	CUPERTINO,CA	91.5
ERIC	Z	8	U	MONTA VISTA HIGH SCHOOL	CUPERTINO,CA	121.5
WINBERT	Z	8	U	MONTA VISTA HIGH SCHOOL	CUPERTINO,CA	91.5
SEAN	L	8	M	MONTE VISTA HIGH SCHOOL	DANVILLE,CA	126.0
NICOLE	N	8	F	MT. CARMEL HIGH SCHOOL	SAN DIEGO,CA	109.5
DANA	N	8	U	MT. CARMEL HIGH SCHOOL	SAN DIEGO,CA	117.0
KEITH	B	7	M	ORANGE COUNTY MATH CIRCLE	SANTA ANA,CA	100.5
ARVIN	D	8	M	ORANGE COUNTY MATH CIRCLE	SANTA ANA,CA	91.5
KEVIN	D	8	M	ORANGE COUNTY MATH CIRCLE	SANTA ANA,CA	105.0
ANDREW	G	7	M	ORANGE COUNTY MATH CIRCLE	SANTA ANA,CA	132.0
DONGHWI	G	7	M	ORANGE COUNTY MATH CIRCLE	SANTA ANA,CA	120.0
ADAM	H	8	U	ORANGE COUNTY MATH CIRCLE	SANTA ANA,CA	96.0

Achievement Roll in US and Canada – Page 10

First Name	Last Initial	Grade	Gender	School	City,State	Score
RISHAUV	K	7	M	ORANGE COUNTY MATH CIRCLE	SANTA ANA,CA	90.0
HEEYOON	K	6	M	ORANGE COUNTY MATH CIRCLE	SANTA ANA,CA	100.5
ERIC	L	7	M	ORANGE COUNTY MATH CIRCLE	SANTA ANA,CA	90.0
BENJAMIN	L	8	U	ORANGE COUNTY MATH CIRCLE	SANTA ANA,CA	112.5
MATTHEW	L	7	M	ORANGE COUNTY MATH CIRCLE	SANTA ANA,CA	109.5
KRISTINE	L	6	F	ORANGE COUNTY MATH CIRCLE	SANTA ANA,CA	102.0
ARUSH	M	8	M	ORANGE COUNTY MATH CIRCLE	SANTA ANA,CA	91.5
NICHOLAS	O	8	U	ORANGE COUNTY MATH CIRCLE	SANTA ANA,CA	105.0
SANGHO	P	8	M	ORANGE COUNTY MATH CIRCLE	SANTA ANA,CA	108.0
ANTHONY	T	8	M	ORANGE COUNTY MATH CIRCLE	SANTA ANA,CA	132.0
MINSEO	K	7	M	ORCHARD HILLS SCHOOL	IRVINE,CA	105.0
WON	J	6	M	OXFORD ACADEMY	ANAHEIM,CA	117.0
HANNAH	J	7	F	OXFORD ACADEMY	ANAHEIM,CA	99.0
MATTHEW	H	8	M	PALO ALTO HIGH SCHOOL	PALO ALTO,CA	144.0
FRANKLIN	W	7	U	PALO ALTO HIGH SCHOOL	PALO ALTO,CA	91.5
KEVIN	Z	8	U	PALO ALTO HIGH SCHOOL	PALO ALTO,CA	106.5
SHANE	K	8	M	PALOMAR COLLEGE	SAN MARCOS,CA	91.5
BRENNAN	L	8	M	PALOS VERDES HS	PALOS VERDES EST,CA	94.5
CURTIS	L	8	M	PALOS VERDES HS	PALOS VERDES EST,CA	129.0
AARON	A	8	U	PHI SOCIETY	SANTA FE SPRINGS,CA	117.0
AUSTIN	K	8	M	PHI SOCIETY	SANTA FE SPRINGS,CA	114.0
NATHAN	S	8	M	PHI SOCIETY	SANTA FE SPRINGS,CA	114.0
JAMES	Y	7	M	PHI SOCIETY	SANTA FE SPRINGS,CA	135.0
ARIANNA	C	6	F	PIONEER FAMILY ACADEMY	CAMPBELL,CA	97.5
TIGER	C	8	M	PIONEER FAMILY ACADEMY	CAMPBELL,CA	126.0
ROLAND	C	8	M	PIONEER FAMILY ACADEMY	CAMPBELL,CA	118.5
ALEX	D	6	U	PIONEER FAMILY ACADEMY	CAMPBELL,CA	105.0
FAN	D	7	U	PIONEER FAMILY ACADEMY	CAMPBELL,CA	93.0
SURAJ	M	8	M	PIONEER FAMILY ACADEMY	CAMPBELL,CA	114.0
LAWRENCE	Z	6	M	PIONEER FAMILY ACADEMY	CAMPBELL,CA	90.0

### Achievement Roll in US and Canada – Page 11

First Name	Last Initial	Grade	Gender	School	City,State	Score
THEODORE	P	7	M	PROOF SCHOOL	SAN FRANCISCO,CA	135.0
THEODORE	P	7	M	PROOF SCHOOL	SAN FRANCISCO,CA	135.0
JUSTIN	W	8	M	PROOF SCHOOL	SAN FRANCISCO,CA	135.0
JUSTIN	W	8	M	PROOF SCHOOL	SAN FRANCISCO,CA	135.0
JOSHUA	Z	8	M	PROOF SCHOOL	SAN FRANCISCO,CA	108.0
JOSHUA	Z	8	M	PROOF SCHOOL	SAN FRANCISCO,CA	108.0
ZOE	Z	7	F	PROOF SCHOOL	SAN FRANCISCO,CA	105.0
ALEX	Z	6	M	PROOF SCHOOL	SAN FRANCISCO,CA	97.5
ZOE	Z	7	F	PROOF SCHOOL	SAN FRANCISCO,CA	105.0
ALEX	Z	6	M	PROOF SCHOOL	SAN FRANCISCO,CA	97.5
ZHANG	Z	8	M	QUARRY LANE SCHOOL	DUBLIN,CA	90.0
JACK	K	8	M	R J FISHER MIDDLE SCHOOL	LOS GATOS,CA	123.0
SHAUNA	W	7	M	R J FISHER MIDDLE SCHOOL	LOS GATOS,CA	91.5
T EJ	B	7	M	REDWOOD MIDDLE SCHOOL	SARATOGA,CA	100.5
JASON	C	6	U	REDWOOD MIDDLE SCHOOL	SARATOGA,CA	94.5
PRESTON	F	7	M	REDWOOD MIDDLE SCHOOL	SARATOGA,CA	126.0
RIYA	G	7	F	REDWOOD MIDDLE SCHOOL	SARATOGA,CA	100.5
JEFFREY	H	7	M	REDWOOD MIDDLE SCHOOL	SARATOGA,CA	94.5
DANIEL	J	7	U	REDWOOD MIDDLE SCHOOL	SARATOGA,CA	90.0
ROHAN	K	8	M	REDWOOD MIDDLE SCHOOL	SARATOGA,CA	114.0
KAREN	L	8	F	REDWOOD MIDDLE SCHOOL	SARATOGA,CA	100.5
DYLAN	L	8	M	REDWOOD MIDDLE SCHOOL	SARATOGA,CA	96.0
ENOCH	L	8	M	REDWOOD MIDDLE SCHOOL	SARATOGA,CA	96.0
ANTHONY	W	6	M	REDWOOD MIDDLE SCHOOL	SARATOGA,CA	120.0
JOSEPH	Z	7	M	REDWOOD MIDDLE SCHOOL	SARATOGA,CA	126.0
LUCAS	Z	6	M	REDWOOD MIDDLE SCHOOL	SARATOGA,CA	99.0
PAU L	H	7	U	ROBERT L STEVENSON HS	PEBBLE BEACH,CA	114.0
IGOR	M	7	M	RSM – SAN MATEO	SAN MATEO,CA	93.0
ASHWIN	R	7	M	RSM – SAN MATEO	SAN MATEO,CA	99.0
MATTHEW	S	6	M	SACRED HEART SCHOOLS, ATHERTON	ATHERTON,CA	90.0

Achievement Roll in US and Canada – Page 12

First Name	Last Initial	Grade	Gender	School	City,State	Score
VICTOR	D	6	U	SAINT JOHN OF SAN FRANCISCO ORTHODOX ACADEMY	SAN FRANCISCO,CA	94.5
VICTOR	D	6	U	SAINT JOHN OF SAN FRANCISCO ORTHODOX ACADEMY	SAN FRANCISCO,CA	94.5
ANKIT	B	8	M	SAN DIEGO MATH CIRCLE	POWAY,CA	112.5
ARIADNE	D	8	F	SAN DIEGO MATH CIRCLE	POWAY,CA	94.5
TORREY	D	8	M	SAN DIEGO MATH CIRCLE	POWAY,CA	130.5
IRENE	H	8	F	SAN DIEGO MATH CIRCLE	POWAY,CA	108.0
JONATHAN	J	8	M	SAN DIEGO MATH CIRCLE	POWAY,CA	112.5
AUSTIN	L	8	M	SAN DIEGO MATH CIRCLE	POWAY,CA	108.0
JASON	L	7	M	SAN DIEGO MATH CIRCLE	POWAY,CA	115.5
EDDIE	Q	6	M	SAN DIEGO MATH CIRCLE	POWAY,CA	93.0
ELDEN	R	8	M	SAN DIEGO MATH CIRCLE	POWAY,CA	96.0
ARNAV	V	7	M	SAN DIEGO MATH CIRCLE	POWAY,CA	97.5
JEFFREY	W	8	M	SAN DIEGO MATH CIRCLE	POWAY,CA	93.0
KEVIN	X	7	M	SAN DIEGO MATH CIRCLE	POWAY,CA	111.0
CHRISTINE	Y	7	F	SAN DIEGO MATH CIRCLE	POWAY,CA	118.5
HANNAH	Z	8	F	SAN DIEGO MATH CIRCLE	POWAY,CA	97.5
KENNETH	Z	7	U	SAN DIEGO MATH CIRCLE	POWAY,CA	108.0
STEPHEN	Z	7	M	SAN DIEGO MATH CIRCLE	POWAY,CA	94.5
ALEX	D	8	M	SAN MARINO HIGH SCHOOL	SAN MARINO,CA	91.5
CHRISTOPHER	C	8	M	SANTA CLARA HIGH SCHOOL	SANTA CLARA,CA	91.5
GRACE	J	8	F	SEQUOIA HIGH SCHOOL	REDWOOD CITY,CA	90.0
EVAN	L	8	M	ST MARGARET'S EPISCOPAL SCHOOL	SAN JUAN CAPISTRANO,CA	124.5
RORY	C	8	M	STANFORD (JANE LATHROP) MIDDLE	PALO ALTO,CA	126.0
ARTHUR	C	6	M	STANFORD (JANE LATHROP) MIDDLE	PALO ALTO,CA	93.0
QINGYUE	C	8	M	STANFORD (JANE LATHROP) MIDDLE	PALO ALTO,CA	97.5
HARINI	D	8	F	STANFORD (JANE LATHROP) MIDDLE	PALO ALTO,CA	124.5
ALBERT	D	7	M	STANFORD (JANE LATHROP) MIDDLE	PALO ALTO,CA	105.0
BRIAN	E	8	M	STANFORD (JANE LATHROP) MIDDLE	PALO ALTO,CA	111.0
ALEX	G	7	M	STANFORD (JANE LATHROP) MIDDLE	PALO ALTO,CA	96.0
JOON MO	K	8	U	STANFORD (JANE LATHROP) MIDDLE	PALO ALTO,CA	103.5

### Achievement Roll in US and Canada – Page 13

First Name	Last Initial	Grade	Gender	School	City,State	Score
JONATHAN	P	8	M	STANFORD (JANE LATHROP) MIDDLE	PALO ALTO,CA	93.0
JONATHON	Y	8	U	STANFORD (JANE LATHROP) MIDDLE	PALO ALTO,CA	120.0
YUEBIN	Z	8	F	STANFORD (JANE LATHROP) MIDDLE	PALO ALTO,CA	96.0
ALBERT	A	7	M	STANFORD MATH CIRCLE/STANFORD UNIV	STANFORD,CA	115.5
JIYANG	C	8	U	STANFORD MATH CIRCLE/STANFORD UNIV	STANFORD,CA	112.5
ANDREW	C	8	M	STANFORD MATH CIRCLE/STANFORD UNIV	STANFORD,CA	111.0
PRANAV	G	8	M	STANFORD MATH CIRCLE/STANFORD UNIV	STANFORD,CA	90.0
RODERICK	H	8	M	STANFORD MATH CIRCLE/STANFORD UNIV	STANFORD,CA	103.5
MELODY	J	7	F	STANFORD MATH CIRCLE/STANFORD UNIV	STANFORD,CA	105.0
AARON	L	8	F	STANFORD MATH CIRCLE/STANFORD UNIV	STANFORD,CA	96.0
RANDALL	L	8	M	STANFORD MATH CIRCLE/STANFORD UNIV	STANFORD,CA	106.5
JEEVAN	N	8	M	STANFORD MATH CIRCLE/STANFORD UNIV	STANFORD,CA	103.5
SHIVA	O	7	M	STANFORD MATH CIRCLE/STANFORD UNIV	STANFORD,CA	108.0
APOORVA	P	6	F	STANFORD MATH CIRCLE/STANFORD UNIV	STANFORD,CA	109.5
ANDREW	P	6	M	STANFORD MATH CIRCLE/STANFORD UNIV	STANFORD,CA	94.5
AMOL	R	6	M	STANFORD MATH CIRCLE/STANFORD UNIV	STANFORD,CA	99.0
AGASTYA	R	6	U	STANFORD MATH CIRCLE/STANFORD UNIV	STANFORD,CA	106.5
BILAL	R	8	M	STANFORD MATH CIRCLE/STANFORD UNIV	STANFORD,CA	109.5
KEVIN	S	8	M	STANFORD MATH CIRCLE/STANFORD UNIV	STANFORD,CA	102.0
JERRAE	S	8	M	STANFORD MATH CIRCLE/STANFORD UNIV	STANFORD,CA	106.5
NICOLE	S	6	F	STANFORD MATH CIRCLE/STANFORD UNIV	STANFORD,CA	90.0
LINUS	T	6	M	STANFORD MATH CIRCLE/STANFORD UNIV	STANFORD,CA	127.5
NIKHIL	T	8	M	STANFORD MATH CIRCLE/STANFORD UNIV	STANFORD,CA	94.5
ALEX	T	6	M	STANFORD MATH CIRCLE/STANFORD UNIV	STANFORD,CA	120.0
SAHITH	T	8	M	STANFORD MATH CIRCLE/STANFORD UNIV	STANFORD,CA	102.0
GABR EL	T	8	M	STANFORD MATH CIRCLE/STANFORD UNIV	STANFORD,CA	108.0
ALEXANDRE	W	7	M	STANFORD MATH CIRCLE/STANFORD UNIV	STANFORD,CA	93.0
HENRY	W	7	M	STANFORD MATH CIRCLE/STANFORD UNIV	STANFORD,CA	126.0
KENNETH	W	8	M	STANFORD MATH CIRCLE/STANFORD UNIV	STANFORD,CA	120.0
BRIAN	X	6	M	STANFORD MATH CIRCLE/STANFORD UNIV	STANFORD,CA	115.5



Achievement Roll in US and Canada – Page 14

First Name	Last Initial	Grade	Gender	School	City,State	Score
ETHAN	Y	8	U	STANFORD MATH CIRCLE/STANFORD UNIV	STANFORD,CA	109.5
WEN KAI	Y	6	U	STANFORD MATH CIRCLE/STANFORD UNIV	STANFORD,CA	90.0
WEN WU	Y	7	U	STANFORD MATH CIRCLE/STANFORD UNIV	STANFORD,CA	118.5
JESSICA	Z	8	F	STANFORD MATH CIRCLE/STANFORD UNIV	STANFORD,CA	117.0
JOSHUA	Z	7	M	STANFORD MATH CIRCLE/STANFORD UNIV	STANFORD,CA	90.0
ALOR	S	7	M	STOCKDALE HS	BAKERSFIELD,CA	124.5
AALOK	P	8	M	STRATFORD MS SAN JOSE CAMPUS	SAN JOSE,CA	91.5
JESSICA	H	8	F	STRATFORD MS–SUNNYVALE RAYNOR	SUNNYVALE,CA	103.5
KANAV	M	8	M	STRATFORD MS–SUNNYVALE RAYNOR	SUNNYVALE,CA	121.5
OLIVER	N	7	M	STRATFORD MS–SUNNYVALE RAYNOR	SUNNYVALE,CA	90.0
KEVIN	Y	7	U	STRATFORD MS–SUNNYVALE RAYNOR	SUNNYVALE,CA	112.5
RAYMOND	F	7	M	SUNNYVALE MIDDLE SCHOOL	SUNNYVALE,CA	130.5
KYLE	F	7	M	SUNNYVALE MIDDLE SCHOOL	SUNNYVALE,CA	103.5
EDDIE	L	8	M	SUNNYVALE MIDDLE SCHOOL	SUNNYVALE,CA	97.5
ALEX	U	7	M	SUNNYVALE MIDDLE SCHOOL	SUNNYVALE,CA	90.0
KEVIN	X	8	M	SUNNYVALE MIDDLE SCHOOL	SUNNYVALE,CA	121.5
ARUNIM	A	8	M	TERMAN MIDDLE SCHOOL	PALO ALTO,CA	102.0
LYDIA	C	7	F	TERMAN MIDDLE SCHOOL	PALO ALTO,CA	105.0
PAUL	D	8	M	TERMAN MIDDLE SCHOOL	PALO ALTO,CA	99.0
TIMOTHY	H	8	M	TERMAN MIDDLE SCHOOL	PALO ALTO,CA	109.5
EDMUND	L	8	M	TERMAN MIDDLE SCHOOL	PALO ALTO,CA	114.0
ALAN	L	6	U	TERMAN MIDDLE SCHOOL	PALO ALTO,CA	108.0
SERENA	L	8	F	TERMAN MIDDLE SCHOOL	PALO ALTO,CA	105.0
EMMA	H	7	F	THE BISHOP'S SCHOOL	LA JOLLA,CA	91.5
EVAN	R	8	M	THE BISHOP'S SCHOOL	LA JOLLA,CA	123.0
JACK	A	7	M	THE NUEVA SCHOOL	HILLSBOROUGH,CA	150.0
ELLIOT	C	8	U	THE NUEVA SCHOOL	HILLSBOROUGH,CA	100.5
ANDREW	C	7	U	THE NUEVA SCHOOL	HILLSBOROUGH,CA	94.5
RYAN	P	7	M	THE NUEVA SCHOOL	HILLSBOROUGH,CA	91.5
NEEL	B	8	M	UCI–MATH CIRCLE	IRVINE,CA	129.0

Achievement Roll in US and Canada – Page 15

First Name	Last Initial	Grade	Gender	School	City,State	Score
A D E	M	8	M	UCI-MATH CIRCLE	IRVINE,CA	130.5
CL IRE	B	8	F	UNIVERSITY OF CALIFORNIA, DAVIS	DAVIS,CA	109.5
EDWARD	B	6	U	UNIVERSITY OF CALIFORNIA, DAVIS	DAVIS,CA	103.5
ARAV	K	8	M	UNIVERSITY OF CALIFORNIA, DAVIS	DAVIS,CA	138.0
ACHYUTA	R	8	U	UNIVERSITY OF CALIFORNIA, DAVIS	DAVIS,CA	103.5
ETHAN	T	8	M	UNIVERSITY PREPARATORY ACADEMY	SAN JOSE,CA	124.5
JAMES	D	8	M	VALLEY CHRISTIAN HIGH SCHOOL	SAN JOSE,CA	91.5
BRAD	Z	7	M	VALLEY CHRISTIAN HIGH SCHOOL	SAN JOSE,CA	105.0
DANIEL	Y	8	M	WEST HS	TORRANCE,CA	120.0
STEVE	L	8	M	WEST RANCH HIGH SCHOOL	STEVENSON RANCH,CA	96.0
JUSTIN	J	7	M	WHITNEY HIGH SCHOOL	CERRITOS,CA	94.5
HARRY	Y	8	M	WHITNEY HIGH SCHOOL	CERRITOS,CA	96.0
RICHARD	C	7	M	WILLIAM HOPKINS JR HIGH SCHOOL	FREMONT,CA	126.0
CLAIRE	C	8	F	WILLIAM HOPKINS JR HIGH SCHOOL	FREMONT,CA	106.5
CALEB	C	8	M	WILLIAM HOPKINS JR HIGH SCHOOL	FREMONT,CA	96.0
ANISH	K	8	M	WILLIAM HOPKINS JR HIGH SCHOOL	FREMONT,CA	120.0
ABHITHA	V	8	F	WILLIAM HOPKINS JR HIGH SCHOOL	FREMONT,CA	97.5
ANDREW	W	7	M	WILLIAM HOPKINS JR HIGH SCHOOL	FREMONT,CA	91.5
CUI	X	7	M	WILLIAM HOPKINS JR HIGH SCHOOL	FREMONT,CA	100.5
ERIC	Z	8	M	WILLIAM HOPKINS JR HIGH SCHOOL	FREMONT,CA	99.0
ALICE	Z	8	F	WILLIAM HOPKINS JR HIGH SCHOOL	FREMONT,CA	108.0
DAVID	Z	8	M	WILLIAM HOPKINS JR HIGH SCHOOL	FREMONT,CA	97.5
ARI	W	6	M	ACADEMY DISTRICT 20	COLORADO SPRINGS,CO	90.0
BRANDON	D	8	M	CHALLENGE SCHOOL	DENVER,CO	118.5
GRACE	Z	8	F	CHALLENGE SCHOOL	DENVER,CO	109.5
AIDEN	L	7	M	CHERRY CREEK HS	GREENWOOD VILLAGE,CO	103.5
RAHUL	T	8	M	CHERRY CREEK HS	GREENWOOD VILLAGE,CO	133.5
JACK	Y	7	M	COLORADO ACADEMY	DENVER,CO	96.0
JACK	Y	7	M	COLORADO ACADEMY	DENVER,CO	96.0
KYLE	W	8	M	FAIRVIEW HIGH SCHOOL	BOULDER,CO	105.0

Achievement Roll in US and Canada – Page 16

First Name	Last Initial	Grade	Gender	School	City,State	Score
PETER	R	8	U	UNIVERSITY OF COLORADO AT BOULDER	BOULDER,CO	108.0
ARNAV	P	8	M	AMITY REGIONAL JHS	ORANGE,CT	108.0
WENDY	Z	8	F	AMITY REGIONAL JHS	ORANGE,CT	91.5
RHEA	A	6	F	DANBURY MATH ACADEMY, WCSU	DANBURY,CT	91.5
KENNETH	C	8	M	DANBURY MATH ACADEMY, WCSU	DANBURY,CT	118.5
HARRISON	H	8	U	DANBURY MATH ACADEMY, WCSU	DANBURY,CT	102.0
ADHARSH	K	8	U	DANBURY MATH ACADEMY, WCSU	DANBURY,CT	90.0
JEFF	K	7	M	DANBURY MATH ACADEMY, WCSU	DANBURY,CT	96.0
SONOK	M	6	M	DANBURY MATH ACADEMY, WCSU	DANBURY,CT	91.5
BENJAMIN	W	6	M	DANBURY MATH ACADEMY, WCSU	DANBURY,CT	93.0
BRANDON	X	7	M	DANBURY MATH ACADEMY, WCSU	DANBURY,CT	99.0
YUNRUI	Y	6	M	FOOTE SCHOOL	NEW HAVEN,CT	100.5
SAMUEL	F	8	M	GREENWICH HIGH SCHOOL	GREENWICH,CT	139.5
IRIS	S	8	F	GREENWICH HIGH SCHOOL	GREENWICH,CT	100.5
BRANDON	X	7	U	GREENWICH HIGH SCHOOL	GREENWICH,CT	94.5
ALEXANDER	Y	8	M	GREENWICH HIGH SCHOOL	GREENWICH,CT	94.5
JONAH	H	8	M	HAMDEN MS	HAMDEN,CT	100.5
NOAH	S	8	U	HOPKINS SCHOOL	NEW HAVEN,CT	96.0
NICHOLAS	S	8	U	NEW CANAAN HIGH SCHOOL	NEW CANAAN,CT	108.0
YIKUAN	Z	8	U	NEW CANAAN HIGH SCHOOL	NEW CANAAN,CT	106.5
ARYAN	K	7	U	RSM ROCKY HILL	WETHERSFIELD,CT	94.5
ARYAN	K	7	U	RSM ROCKY HILL	WETHERSFIELD,CT	94.5
ANDREW	G	8	U	ST LUKE'S SCHOOL	NEW CANAAN,CT	94.5
JIAYANG	C	8	M	THE RECTORY SCHOOL	POMFRET,CT	99.0
AVANI	A	7	F	GEORGETOWN DAY SCHOOL	WASHINGTON,DC	96.0
IRIS	L	8	F	AMERICAN HERITAGE SCHOOL	PLANTATION,FL	114.0
DIANA	B	8	F	DORAL ACADEMY CHARTER HS	DORAL,FL	94.5
JAEDON	W	7	M	DORAL ACADEMY CHARTER HS	DORAL,FL	144.0
SAMUEL	C	6	M	F W BUCHHOLZ HS	GAINESVILLE,FL	97.5
RUOSHI	G	8	F	F W BUCHHOLZ HS	GAINESVILLE,FL	94.5

Achievement Roll in US and Canada – Page 17

First Name	Last Initial	Grade	Gender	School	City,State	Score
ERICK	J	7	M	F W BUCHHOLZ HS	GAINESVILLE,FL	90.0
ANZHE	Y	8	M	F W BUCHHOLZ HS	GAINESVILLE,FL	91.5
FILIPPO	A	7	U	FAIRVIEW MS	TALLAHASSEE,FL	90.0
ROHAN	D	8	M	FAIRVIEW MS	TALLAHASSEE,FL	121.5
ALEX	H	8	M	FAIRVIEW MS	TALLAHASSEE,FL	114.0
TANUSRI	M	8	F	FAIRVIEW MS	TALLAHASSEE,FL	114.0
KARTHIK	V	6	M	FAIRVIEW MS	TALLAHASSEE,FL	106.5
JAEYOUNG	B	8	M	FALCON COVE MS	WESTON,FL	120.0
SAATHVIK	S	7	M	FALCON COVE MS	WESTON,FL	91.5
ALBERT	W	7	M	FALCON COVE MS	WESTON,FL	124.5
RAZZI	M	6	M	FLORIDA ATLANTIC UNIVERSITY	BOCA RATON,FL	99.0
VISMAY	S	8	M	FLORIDA ATLANTIC UNIVERSITY	BOCA RATON,FL	111.0
AKANKSHA	S	8	F	FLORIDA ATLANTIC UNIVERSITY	BOCA RATON,FL	111.0
TANISHK	V	8	M	FLORIDA ATLANTIC UNIVERSITY	BOCA RATON,FL	102.0
MINH	L	8	M	ORLANDO SCIENCE SCHOOLS	ORLANDO,FL	117.0
ANTHONY	L	8	M	ORLANDO SCIENCE SCHOOLS	ORLANDO,FL	97.5
PETER	P	8	M	ORLANDO SCIENCE SCHOOLS	ORLANDO,FL	103.5
TANVI	R	7	F	ORLANDO SCIENCE SCHOOLS	ORLANDO,FL	103.5
NELSON	Y	8	M	ORLANDO SCIENCE SCHOOLS	ORLANDO,FL	94.5
LYDIA	C	8	F	SEMINOLE HS	SANFORD,FL	96.0
IAN	H	8	M	SEMINOLE HS	SANFORD,FL	109.5
DIVIJ	L	8	M	SEMINOLE HS	SANFORD,FL	94.5
YASH	V	8	U	SEMINOLE HS	SANFORD,FL	96.0
CATHERINE	C	8	F	CHAMBLEE MIDDLE SCHOOL	CHAMBLEE,GA	124.5
TYLER	H	8	M	FULTON SCIENCE ACADEMY PRIVATE SCHOOL	ALPHARETTA,GA	99.0
VISHAAL	R	8	M	FULTON SCIENCE ACADEMY PRIVATE SCHOOL	ALPHARETTA,GA	123.0
HOLDEN	W	8	M	FULTON SCIENCE ACADEMY PRIVATE SCHOOL	ALPHARETTA,GA	126.0
NITHYA	J	8	F	JOHNS CREEK HS	JOHNS CREEK,GA	105.0
MATTHEW	S	7	M	LAKESIDE HIGH SCHOOL	EVANS,GA	114.0
JOHN	G	8	M	MARIST SCHOOL	ATLANTA,GA	93.0

### Achievement Roll in US and Canada – Page 18

First Name	Last Initial	Grade	Gender	School	City,State	Score
EDWARD	C	7	U	NORTHVIEW HIGH SCHOOL	JOHNS CREEK,GA	91.5
WILLIAM	S	8	U	NORTHVIEW HIGH SCHOOL	JOHNS CREEK,GA	106.5
LAWRENCE	Z	8	U	PARKVIEW HIGH SCHOOL	LILBURN,GA	136.5
NITIN	B	8	M	SOUTH FORSYTH MIDDLE SCHOOL	CUMMING,GA	106.5
AADI	K	7	M	SOUTH FORSYTH MIDDLE SCHOOL	CUMMING,GA	108.0
DANIEL	S	8	U	SOUTH FORSYTH MIDDLE SCHOOL	CUMMING,GA	130.5
AVINASH	A	8	M	THE WESTMINSTER SCHOOLS	ATLANTA,GA	127.5
DEAN	C	7	M	THE WESTMINSTER SCHOOLS	ATLANTA,GA	94.5
KIRAN	G	8	M	THE WESTMINSTER SCHOOLS	ATLANTA,GA	112.5
AARON	Y	8	M	THE WESTMINSTER SCHOOLS	ATLANTA,GA	115.5
MONICA	G	8	U	UNIVERSITY OF GA -- MATH DEPARTMENT	ATHENS,GA	91.5
RACHEL	L	8	F	WEBB BRIDGE MIDDLE SCHOOL	ALPHARETTA,GA	97.5
ADUNOLA	O	8	F	WEBB BRIDGE MIDDLE SCHOOL	ALPHARETTA,GA	112.5
JOSHUA	P	8	M	IOLANI SCHOOL	HONOLULU,HI	91.5
SHIRLIN	K	8	F	AMES MIDDLE SCHOOL	AMES,IA	94.5
JIXIANG	L	7	U	AMES MIDDLE SCHOOL	AMES,IA	90.0
AMY	Z	7	F	AMES MIDDLE SCHOOL	AMES,IA	99.0
THEA	S	8	F	DES MOINES CENTRAL ACADEMY	DES MOINES,IA	97.5
KEVIN	Y	8	M	HOLMES JUNIOR HIGH	CEDAR FALLS,IA	132.0
KEVIN	L	8	M	WEST SENIOR HIGH SCHOOL	IOWA CITY,IA	94.5
DIVYA	S	8	F	WEST SENIOR HIGH SCHOOL	IOWA CITY,IA	121.5
ANANTH	S	8	M	WEST SENIOR HIGH SCHOOL	IOWA CITY,IA	108.0
REECE	Y	8	M	WEST SENIOR HIGH SCHOOL	IOWA CITY,IA	96.0
SEAN	L	8	U	ADLAI E STEVENSON HIGH SCHOOL	LINCOLNSHIRE,IL	105.0
PRATHINAV	M	8	M	ADLAI E STEVENSON HIGH SCHOOL	LINCOLNSHIRE,IL	120.0
BENJAMIN	B	8	M	EVANSTON TWP HS	EVANSTON,IL	93.0
EZRA	S	8	M	EVANSTON TWP HS	EVANSTON,IL	102.0
JUSTIN	L	7	U	GLENBROOK NORTH HIGH SCHOOL	NORTHBROOK,IL	102.0
ANGELA	Z	8	F	GLENBROOK NORTH HIGH SCHOOL	NORTHBROOK,IL	117.0
ADITYA	B	8	M	HINSDALE CENTRAL HIGH SCHOOL	HINSDALE,IL	91.5

Achievement Roll in US and Canada – Page 19

First Name	Last Initial	Grade	Gender	School	City,State	Score
JAMES	K	8	M	HINSDALE CENTRAL HIGH SCHOOL	HINSDALE,IL	96.0
EMILY	C	8	F	LAKE FOREST HIGH SCHOOL	LAKE FOREST,IL	100.5
KEVIN	C	7	M	NAPERVILLE CENTRAL HIGH SCHOOL	NAPERVILLE,IL	111.0
NATHRA	R	7	U	NAPERVILLE CENTRAL HIGH SCHOOL	NAPERVILLE,IL	121.5
HENRY	X	7	M	NAPERVILLE CENTRAL HIGH SCHOOL	NAPERVILLE,IL	115.5
COLIN	Y	8	U	NAPERVILLE CENTRAL HIGH SCHOOL	NAPERVILLE,IL	120.0
PRANAV	A	8	M	NEUQUA VALLEY HIGH SCHOOL	NAPERVILLE,IL	108.0
RAYMOND	Z	8	U	NEUQUA VALLEY HIGH SCHOOL	NAPERVILLE,IL	102.0
HELEN	Z	8	F	NEUQUA VALLEY HIGH SCHOOL	NAPERVILLE,IL	99.0
ANDY	T	7	M	NEXT GENERATION SCHOOL	CHAMPAIGN,IL	105.0
DIANA	S	8	F	NILES NORTH HIGH SCHOOL	SKOKIE,IL	103.5
DIANA	S	8	F	NILES NORTH HIGH SCHOOL	SKOKIE,IL	103.5
ADRIAN	C	8	U	OAKTON COMMUNITY COLLEGE	DES PLAINES,IL	126.0
ARNAV	G	6	U	OAKTON COMMUNITY COLLEGE	DES PLAINES,IL	102.0
ANDREW	L	7	U	OAKTON COMMUNITY COLLEGE	DES PLAINES,IL	96.0
RAM	P	8	U	OAKTON COMMUNITY COLLEGE	DES PLAINES,IL	132.0
BENJAMIN	P	6	M	OAKTON COMMUNITY COLLEGE	DES PLAINES,IL	94.5
GEOFFREY	W	8	M	OAKTON COMMUNITY COLLEGE	DES PLAINES,IL	144.0
LILLIAN	Y	7	F	OAKTON COMMUNITY COLLEGE	DES PLAINES,IL	91.5
FREDRICH	Y	7	M	OAKTON COMMUNITY COLLEGE	DES PLAINES,IL	94.5
STELLA	C	8	F	PLUM GROVE JUNIOR HIGH	ROLLING MEADOWS,IL	105.0
ZHIWEI	J	7	M	PLUM GROVE JUNIOR HIGH	ROLLING MEADOWS,IL	103.5
ANGELINA	Z	8	F	PLUM GROVE JUNIOR HIGH	ROLLING MEADOWS,IL	94.5
MATTHEW	G	7	M	QUEST ACADEMY	PALATINE,IL	97.5
FREDDIE	T	8	M	QUEST ACADEMY	PALATINE,IL	111.0
WILLIAM	W	6	M	SCIENCE AND ARTS ACADEMY	DES PLAINES,IL	91.5
NOAH	R	8	M	UNIVERSITY LABORATORY HIGH SCHOOL	URBANA,IL	106.5
FIONA	A	8	F	UNIVERSITY OF CHICAGO	CHICAGO,IL	114.0
JEFFREY	C	6	M	UNIVERSITY OF CHICAGO	CHICAGO,IL	99.0
JEFFREY	H	6	M	UNIVERSITY OF CHICAGO	CHICAGO,IL	96.0

### Achievement Roll in US and Canada – Page 20

First Name	Last Initial	Grade	Gender	School	City,State	Score
NICHOLAS	P	8	M	UNIVERSITY OF CHICAGO	CHICAGO,IL	102.0
PETER	P	7	M	UNIVERSITY OF CHICAGO	CHICAGO,IL	109.5
ABHINAV	G	8	U	WHITNEY M YOUNG MAGNET HS	CHICAGO,IL	124.5
ALEX	J	8	U	WHITNEY M YOUNG MAGNET HS	CHICAGO,IL	103.5
MICHAEL	K	8	M	WHITNEY M YOUNG MAGNET HS	CHICAGO,IL	121.5
DANIEL	K	8	M	WHITNEY M YOUNG MAGNET HS	CHICAGO,IL	99.0
CHLOE	L	8	F	WHITNEY M YOUNG MAGNET HS	CHICAGO,IL	94.5
CHRISTINA	L	7	U	WHITNEY M YOUNG MAGNET HS	CHICAGO,IL	111.0
ANNIE	W	8	F	WHITNEY M YOUNG MAGNET HS	CHICAGO,IL	93.0
JIAJUN	Y	8	U	WHITNEY M YOUNG MAGNET HS	CHICAGO,IL	120.0
JACK	L	7	M	CARMEL SENIOR HIGH SCHOOL	CARMEL,IN	105.0
NATHAN	Z	8	M	CARMEL SENIOR HIGH SCHOOL	CARMEL,IN	93.0
ZOE	E	8	F	CREEKSIDE MIDDLE SCHOOL	CARMEL,IN	100.5
BILL	Q	7	U	CREEKSIDE MIDDLE SCHOOL	CARMEL,IN	105.0
STEPHEN	K	8	M	HONEY CREEK MIDDLE SCHOOL	TERRE HAUTE,IN	124.5
KAICHENG	Y	8	M	HONEY CREEK MIDDLE SCHOOL	TERRE HAUTE,IN	93.0
KYLE	X	8	U	PARK-TUDOR SCHOOL	INDIANAPOLIS,IN	93.0
RHEA	A	8	F	SYCAMORE SCHOOL	INDIANAPOLIS,IN	129.0
SPENCER	D	8	M	SYCAMORE SCHOOL	INDIANAPOLIS,IN	99.0
NICHOLAS	I	8	M	SYCAMORE SCHOOL	INDIANAPOLIS,IN	90.0
SHAAN	M	8	U	SYCAMORE SCHOOL	INDIANAPOLIS,IN	127.5
EVAN	P	8	M	SYCAMORE SCHOOL	INDIANAPOLIS,IN	99.0
NOAH	T	8	M	SYCAMORE SCHOOL	INDIANAPOLIS,IN	120.0
MAYA	D	7	F	WEST LAFAYETTE JHS	WEST LAFAYETTE,IN	102.0
SONG	K	8	F	WEST LAFAYETTE JHS	WEST LAFAYETTE,IN	126.0
RANGER	K	8	M	WEST LAFAYETTE JHS	WEST LAFAYETTE,IN	120.0
KEVIN	X	7	U	WEST LAFAYETTE JHS	WEST LAFAYETTE,IN	97.5
TREVO	S	8	M	ZIONSVILLE HIGH SCHOOL	ZIONSVILLE,IN	90.0
PETER	W	8	M	BISHOP SEABURY ACADEMY	LAWRENCE,KS	126.0
ALAN	A	8	M	LAKEWOOD MIDDLE SCHOOL	OVERLAND PARK,KS	121.5

Achievement Roll in US and Canada – Page 21

First Name	Last Initial	Grade	Gender	School	City,State	Score
ABIHITH	K	8	M	LAKWOOD MIDDLE SCHOOL	OVERLAND PARK,KS	118.5
CHINMAY	K	8	M	LAKWOOD MIDDLE SCHOOL	OVERLAND PARK,KS	132.0
SHAURIR	R	8	M	LAKWOOD MIDDLE SCHOOL	OVERLAND PARK,KS	132.0
JULIAN	V	6	M	GLASGOW MIDDLE SCHOOL	BATON ROUGE,LA	96.0
JOHN	K	7	M	HAYNES ACADEMY FOR ADVANCED ST	METAIRIE,LA	126.0
SAMUEL	D	8	U	ADVANCE MATH & SCIENCE ACAD CHARTER	MARLBOROUGH,MA	90.0
SHANE	F	8	M	ADVANCE MATH & SCIENCE ACAD CHARTER	MARLBOROUGH,MA	132.0
ISHIT A	G	8	F	ADVANCE MATH & SCIENCE ACAD CHARTER	MARLBOROUGH,MA	109.5
VINNIE	J	8	M	ADVANCE MATH & SCIENCE ACAD CHARTER	MARLBOROUGH,MA	123.0
SRUTHI	K	7	F	ADVANCE MATH & SCIENCE ACAD CHARTER	MARLBOROUGH,MA	90.0
SIDHANT	R	8	M	ADVANCE MATH & SCIENCE ACAD CHARTER	MARLBOROUGH,MA	90.0
MATTHEW	Y	8	M	ADVANCE MATH & SCIENCE ACAD CHARTER	MARLBOROUGH,MA	94.5
JASON	H	8	M	ALGONQUIN REGIONAL HIGH SCHOOL	NORTHBOROUGH,MA	90.0
ANDREW	L	7	M	ALGONQUIN REGIONAL HIGH SCHOOL	NORTHBOROUGH,MA	132.0
BHARATHAN	S	8	U	ALGONQUIN REGIONAL HIGH SCHOOL	NORTHBOROUGH,MA	100.5
VICTORIA	C	8	F	ANDOVER HS	ANDOVER,MA	94.5
EMILY	C	8	U	ANDOVER HS	ANDOVER,MA	121.5
JONATHAN	C	8	M	ANDOVER HS	ANDOVER,MA	90.0
KAIWEN	G	8	M	ANDOVER HS	ANDOVER,MA	93.0
KAYLEE	J	6	F	ANDOVER HS	ANDOVER,MA	102.0
CHRISTINA	L	8	F	ANDOVER HS	ANDOVER,MA	108.0
ALICIA	L	6	F	ANDOVER HS	ANDOVER,MA	96.0
ISABEL	T	7	F	ANDOVER HS	ANDOVER,MA	108.0
RYAN	Z	7	U	ANDOVER HS	ANDOVER,MA	90.0
STEVEN	Z	7	M	ANDOVER HS	ANDOVER,MA	94.5
PETER	B	8	M	ARLINGTON HS	ARLINGTON,MA	108.0
JAMES	Q	8	M	ARLINGTON HS	ARLINGTON,MA	90.0
NILES	L	7	M	BEDFORD HS	BEDFORD,MA	97.5
MICHAEL	P	7	M	BEDFORD HS	BEDFORD,MA	91.5
LAWRENCE	T	7	M	BELMONT HILL SCHOOL	BELMONT,MA	90.0



### Achievement Roll in US and Canada – Page 22

First Name	Last Initial	Grade	Gender	School	City,State	Score
REID	C	8	M	BELMONT HS	BELMONT,MA	108.0
DEREK	C	7	M	BELMONT HS	BELMONT,MA	108.0
KATARINA	C	8	F	BELMONT HS	BELMONT,MA	99.0
NATHAN	S	8	M	BELMONT HS	BELMONT,MA	96.0
GABRIEL	S	7	M	BELMONT HS	BELMONT,MA	114.0
JASON	T	8	M	BELMONT HS	BELMONT,MA	120.0
RICK	L	8	M	BOSTON LATIN SCHOOL	BOSTON,MA	96.0
AILEE N	L	8	U	BOSTON LATIN SCHOOL	BOSTON,MA	90.0
ALICE	W	8	F	BOSTON LATIN SCHOOL	BOSTON,MA	126.0
ALICE	Z	8	U	BOSTON LATIN SCHOOL	BOSTON,MA	114.0
ALBERT	Z	8	U	BOSTON LATIN SCHOOL	BOSTON,MA	129.0
JULIANNA	Z	8	F	BOSTON LATIN SCHOOL	BOSTON,MA	94.5
CIND Y	Z	8	F	BOSTON LATIN SCHOOL	BOSTON,MA	111.0
SAMUEL	L	8	M	BROOKLINE HIGH SCHOOL	BROOKLINE,MA	129.0
HENRY	S	6	M	COMMONWEALTH SCHOOL	BOSTON,MA	90.0
HENRY	S	6	M	COMMONWEALTH SCHOOL	BOSTON,MA	90.0
EDWARD	S	8	M	CONCORD ACADEMY	CONCORD,MA	94.5
RICHARD	C	8	M	DIAMOND MIDDLE	LEXINGTON,MA	133.5
RICHARD	C	8	M	DIAMOND MIDDLE	LEXINGTON,MA	133.5
JEREMY	F	8	U	DIAMOND MIDDLE	LEXINGTON,MA	102.0
JEREMY	F	8	U	DIAMOND MIDDLE	LEXINGTON,MA	102.0
EDWARD	L	8	M	DIAMOND MIDDLE	LEXINGTON,MA	96.0
EDWARD	L	8	M	DIAMOND MIDDLE	LEXINGTON,MA	96.0
WILLIAM	S	8	U	DIAMOND MIDDLE	LEXINGTON,MA	103.5
WILLIAM	S	8	U	DIAMOND MIDDLE	LEXINGTON,MA	103.5
ARMAAN	T	7	M	DIAMOND MIDDLE	LEXINGTON,MA	117.0
ARMAAN	T	7	M	DIAMOND MIDDLE	LEXINGTON,MA	117.0
WILLIAM	Y	8	M	DIAMOND MIDDLE	LEXINGTON,MA	93.0
TIANYI	Y	7	M	DIAMOND MIDDLE	LEXINGTON,MA	90.0
WILLIAM	Y	8	M	DIAMOND MIDDLE	LEXINGTON,MA	93.0

**Achievement Roll in US and Canada – Page 23**

<b>First Name</b>	<b>Last Initial</b>	<b>Grade</b>	<b>Gender</b>	<b>School</b>	<b>City,State</b>	<b>Score</b>
TIANYI	Y	7	M	DIAMOND MIDDLE	LEXINGTON,MA	90.0
BRYCE	Z	7	M	DIAMOND MIDDLE	LEXINGTON,MA	114.0
KEVIN	Z	8	M	DIAMOND MIDDLE	LEXINGTON,MA	96.0
BRYCE	Z	7	M	DIAMOND MIDDLE	LEXINGTON,MA	114.0
KEVIN	Z	8	M	DIAMOND MIDDLE	LEXINGTON,MA	96.0
ANTHONY	Z	7	M	DIAMOND MIDDLE	LEXINGTON,MA	96.0
ANTHONY	Z	7	M	DIAMOND MIDDLE	LEXINGTON,MA	96.0
ERIC	Y	7	M	DOVER-SHERBORN HS	DOVER,MA	121.5
HONGLIN	Z	8	M	EAGLEBROOK SCHOOL	DEERFIELD,MA	132.0
ZHIJIAN	L	8	M	FAY SCHOOL	SOUTHBOROUGH,MA	100.5
SAMUEL	C	7	M	JONAS CLARKE MS	LEXINGTON,MA	126.0
LINDA	C	8	F	JONAS CLARKE MS	LEXINGTON,MA	138.0
CHARLES	C	6	M	JONAS CLARKE MS	LEXINGTON,MA	91.5
BENJAMIN	E	8	M	JONAS CLARKE MS	LEXINGTON,MA	144.0
NURI	H	8	U	JONAS CLARKE MS	LEXINGTON,MA	106.5
JOCELYN	H	8	F	JONAS CLARKE MS	LEXINGTON,MA	105.0
KUNAL	K	7	M	JONAS CLARKE MS	LEXINGTON,MA	97.5
EUHAN	K	8	M	JONAS CLARKE MS	LEXINGTON,MA	90.0
ALEX	L	8	M	JONAS CLARKE MS	LEXINGTON,MA	135.0
HUAYE	L	6	U	JONAS CLARKE MS	LEXINGTON,MA	126.0
AAROOSH	R	7	U	JONAS CLARKE MS	LEXINGTON,MA	94.5
DAVID	S	8	M	JONAS CLARKE MS	LEXINGTON,MA	99.0
KIRA	T	6	F	JONAS CLARKE MS	LEXINGTON,MA	102.0
KATHY	X	8	F	JONAS CLARKE MS	LEXINGTON,MA	133.5
POWELL	Z	7	U	JONAS CLARKE MS	LEXINGTON,MA	91.5
KEVIN	H	8	U	MCCALL MS	WINCHESTER,MA	91.5
WILL	S	8	M	MCCALL MS	WINCHESTER,MA	114.0
ARTHUR	Z	7	U	MCCALL MS	WINCHESTER,MA	91.5
KATHERINE	E	8	F	NEWTON NORTH HS	NEWTONVILLE,MA	118.5
KATHERINE	E	8	F	NEWTON NORTH HS	NEWTONVILLE,MA	118.5

Achievement Roll in US and Canada – Page 24

First Name	Last Initial	Grade	Gender	School	City,State	Score
KEVIN	W	8	M	NEWTON NORTH HS	NEWTONVILLE,MA	97.5
KEVIN	W	8	M	NEWTON NORTH HS	NEWTONVILLE,MA	97.5
HELEN	X	8	F	NEWTON NORTH HS	NEWTONVILLE,MA	112.5
HELEN	X	8	F	NEWTON NORTH HS	NEWTONVILLE,MA	112.5
MARKUS	E	8	M	NEWTON SOUTH HIGH SCHOOL	NEWTON CENTRE,MA	108.0
MARKUS	E	8	M	NEWTON SOUTH HIGH SCHOOL	NEWTON CENTRE,MA	108.0
JIAYING	C	8	U	NOBLE & GREENOUGH SCHOOL	DEDHAM,MA	129.0
ANDREW	H	8	M	NOBLE & GREENOUGH SCHOOL	DEDHAM,MA	91.5
ALBERT	Q	8	U	NOBLE & GREENOUGH SCHOOL	DEDHAM,MA	97.5
ROHIL	D	8	M	ROXBURY LATIN SCHOOL	WEST ROXBURY,MA	99.0
DAVID	S	7	M	ROXBURY LATIN SCHOOL	WEST ROXBURY,MA	91.5
DANIEL	S	8	M	ROXBURY LATIN SCHOOL	WEST ROXBURY,MA	93.0
MATTHEW	D	8	M	RSM-ACTON	ACTON,MA	114.0
AIDAN	H	8	M	RSM-ACTON	ACTON,MA	120.0
SHANE	L	6	M	RSM-ACTON	ACTON,MA	103.5
DANIEL	M	6	M	RSM-ACTON	ACTON,MA	133.5
KATHIR	M	7	M	RSM-ACTON	ACTON,MA	90.0
ANISH	M	6	M	RSM-ACTON	ACTON,MA	103.5
POONAM	S	8	F	RSM-ACTON	ACTON,MA	129.0
ANUJ	S	7	U	RSM-ACTON	ACTON,MA	121.5
KARTHIK	S	7	M	RSM-ACTON	ACTON,MA	97.5
JUSTIN	S	8	M	RSM-ACTON	ACTON,MA	108.0
CHRISTOPHER	S	8	U	RSM-ACTON	ACTON,MA	115.5
BASIL	S	8	M	RSM-ACTON	ACTON,MA	112.5
AMRIT	S	8	U	RSM-ACTON	ACTON,MA	99.0
JERRY	T	7	U	RSM-ACTON	ACTON,MA	130.5
CHARLES	W	8	M	RSM-ACTON	ACTON,MA	99.0
ALEXANDER	Y	8	U	RSM-ACTON	ACTON,MA	102.0
BENJAMIN	C	8	M	RSM-NEWTON	NEWTON,MA	111.0
BENJAMIN	C	8	M	RSM-NEWTON	NEWTON,MA	111.0

### Achievement Roll in US and Canada – Page 25

First Name	Last Initial	Grade	Gender	School	City,State	Score
JOSHUA	G	7	U	RSM-NEWTON	NEWTON,MA	106.5
JOSHUA	G	7	U	RSM-NEWTON	NEWTON,MA	106.5
ALEX	J	7	M	RSM-NEWTON	NEWTON,MA	90.0
ALEX	J	7	M	RSM-NEWTON	NEWTON,MA	90.0
NAM	P	8	M	RSM-NEWTON	NEWTON,MA	93.0
NAM	P	8	M	RSM-NEWTON	NEWTON,MA	93.0
JERALD	S	8	M	THE PIKE SCHOOL	ANDOVER,MA	91.5
JERALD	S	8	M	THE PIKE SCHOOL	ANDOVER,MA	91.5
STEPHANIE	Y	8	F	THE PIKE SCHOOL	ANDOVER,MA	90.0
STEPHANIE	Y	8	F	THE PIKE SCHOOL	ANDOVER,MA	90.0
WILLIAM	Y	7	M	THE PIKE SCHOOL	ANDOVER,MA	135.0
WILLIAM	Y	7	M	THE PIKE SCHOOL	ANDOVER,MA	135.0
OSCAR	C	7	M	THE SAGE SCHOOL	FOXBORO,MA	94.5
ISAAC	L	8	M	THE SAGE SCHOOL	FOXBORO,MA	97.5
KYLE	R	7	U	THE SAGE SCHOOL	FOXBORO,MA	97.5
SURYA	S	7	M	THE SAGE SCHOOL	FOXBORO,MA	96.0
NEIL	M	8	U	WESTON HIGH SCHOOL	WESTON,MA	97.5
ISHAN K	A	8	M	WESTWOOD HS	WESTWOOD,MA	106.5
ISHAN K	A	8	M	WESTWOOD HS	WESTWOOD,MA	106.5
JEFFREY	C	7	M	OLD CEDAR LANE SCHOOL	COLUMBIA,MD	90.0
DALLIN	C	7	M	OLD CEDAR LANE SCHOOL	COLUMBIA,MD	94.5
AN HONY	D	8	M	OLD CEDAR LANE SCHOOL	COLUMBIA,MD	96.0
ANTHONY	F	7	M	OLD CEDAR LANE SCHOOL	COLUMBIA,MD	102.0
DANIEL	F	8	M	OLD CEDAR LANE SCHOOL	COLUMBIA,MD	114.0
JUSTIN	H	8	M	OLD CEDAR LANE SCHOOL	COLUMBIA,MD	120.0
MICHELLE	L	7	F	OLD CEDAR LANE SCHOOL	COLUMBIA,MD	108.0
YLER	L	8	M	OLD CEDAR LANE SCHOOL	COLUMBIA,MD	111.0
ANDREW	L	8	U	OLD CEDAR LANE SCHOOL	COLUMBIA,MD	94.5
JEFFREY	T	7	M	OLD CEDAR LANE SCHOOL	COLUMBIA,MD	106.5
JERRY	X	8	M	OLD CEDAR LANE SCHOOL	COLUMBIA,MD	112.5

### Achievement Roll in US and Canada – Page 26

First Name	Last Initial	Grade	Gender	School	City,State	Score
MATTHEW	Z	8	M	OLD CEDAR LANE SCHOOL	COLUMBIA,MD	90.0
ERIC	Z	8	M	OLD CEDAR LANE SCHOOL	COLUMBIA,MD	96.0
ROBERT	B	8	M	ROBERTO W CLEMENTE MIDDLE SCH	GERMANTOWN,MD	111.0
ALEX	C	8	M	ROBERTO W CLEMENTE MIDDLE SCH	GERMANTOWN,MD	90.0
FANG	D	8	M	ROBERTO W CLEMENTE MIDDLE SCH	GERMANTOWN,MD	114.0
KEVIN	H	8	M	ROBERTO W CLEMENTE MIDDLE SCH	GERMANTOWN,MD	108.0
ABRAR	S	8	M	ROBERTO W CLEMENTE MIDDLE SCH	GERMANTOWN,MD	93.0
JERRY	S	8	M	ROBERTO W CLEMENTE MIDDLE SCH	GERMANTOWN,MD	124.5
ROBERT	S	7	U	ROBERTO W CLEMENTE MIDDLE SCH	GERMANTOWN,MD	90.0
MATTHEW	C	7	M	TAKOMA PARK MS	SILVER SPRING,MD	93.0
ERIC	C	8	M	TAKOMA PARK MS	SILVER SPRING,MD	114.0
PHILLIP	G	7	M	TAKOMA PARK MS	SILVER SPRING,MD	100.5
KAAN	K	8	M	TAKOMA PARK MS	SILVER SPRING,MD	96.0
DHEERAJ	K	8	M	TAKOMA PARK MS	SILVER SPRING,MD	111.0
CLARENCE	L	7	U	TAKOMA PARK MS	SILVER SPRING,MD	106.5
JASON	L	8	M	TAKOMA PARK MS	SILVER SPRING,MD	106.5
AARON	M	8	M	TAKOMA PARK MS	SILVER SPRING,MD	90.0
DANIEL	M	8	M	TAKOMA PARK MS	SILVER SPRING,MD	114.0
TADEUSZ	M	8	M	TAKOMA PARK MS	SILVER SPRING,MD	105.0
TIMOTHY	Q	8	M	TAKOMA PARK MS	SILVER SPRING,MD	129.0
NATHAN	S	6	M	TAKOMA PARK MS	SILVER SPRING,MD	91.5
LAWRENCE	T	8	M	TAKOMA PARK MS	SILVER SPRING,MD	106.5
CHRISTOPHER	T	8	M	TAKOMA PARK MS	SILVER SPRING,MD	102.0
PETES	W	7	M	TAKOMA PARK MS	SILVER SPRING,MD	103.5
GABRIEL	W	8	M	TAKOMA PARK MS	SILVER SPRING,MD	124.5
CHAD	Y	8	U	TAKOMA PARK MS	SILVER SPRING,MD	105.0
SEAN	P	7	U	UNIVERSITY OF MARYLAND,BALTIMORE CTY	BALTIMORE,MD	114.0
DANIEL	Y	7	M	UNIVERSITY OF MARYLAND,BALTIMORE CTY	BALTIMORE,MD	150.0
TYLER	Y	8	M	UNIVERSITY OF MARYLAND,BALTIMORE CTY	BALTIMORE,MD	103.5
RAAYAN	B	8	M	AAMOC	ANN ARBOR,MI	91.5

### Achievement Roll in US and Canada – Page 27

First Name	Last Initial	Grade	Gender	School	City,State	Score
ELIZABETH	P	8	F	AAMOC	ANN ARBOR,MI	115.5
JOHN	A	7	M	EAST LANSING HS	EAST LANSING,MI	97.5
BALAMURUGAN	A	8	M	EAST MIDDLE SCHOOL	PLYMOUTH,MI	90.0
BALAMURUGAN	A	8	M	EAST MIDDLE SCHOOL	PLYMOUTH,MI	90.0
SRIVASUDHA	R	8	F	EAST MIDDLE SCHOOL	PLYMOUTH,MI	126.0
SRIVASUDHA	R	8	F	EAST MIDDLE SCHOOL	PLYMOUTH,MI	126.0
SUBHAMITRA	R	8	M	EAST MIDDLE SCHOOL	PLYMOUTH,MI	102.0
SUBHAMITRA	R	8	M	EAST MIDDLE SCHOOL	PLYMOUTH,MI	102.0
ANDREW	X	6	M	EAST MIDDLE SCHOOL	PLYMOUTH,MI	93.0
ANDREW	X	6	M	EAST MIDDLE SCHOOL	PLYMOUTH,MI	93.0
SIDDHARTH	J	8	M	GREENHILLS SCHOOL	ANN ARBOR,MI	90.0
BENJAMIN	Z	8	M	HURON HS	ANN ARBOR,MI	91.5
AARYAN	C	7	M	LAWRENCE TECHNOLOGICAL UNIVERSITY	SOUTHFIELD,MI	105.0
REAGAN	C	7	M	LAWRENCE TECHNOLOGICAL UNIVERSITY	SOUTHFIELD,MI	126.0
SAMBHAV	G	7	M	LAWRENCE TECHNOLOGICAL UNIVERSITY	SOUTHFIELD,MI	100.5
JAC	H	8	M	LAWRENCE TECHNOLOGICAL UNIVERSITY	SOUTHFIELD,MI	90.0
VARUN	N	8	M	LAWRENCE TECHNOLOGICAL UNIVERSITY	SOUTHFIELD,MI	112.5
DANIEL	T	8	M	LAWRENCE TECHNOLOGICAL UNIVERSITY	SOUTHFIELD,MI	132.0
CHRISTOPHER	X	8	M	LAWRENCE TECHNOLOGICAL UNIVERSITY	SOUTHFIELD,MI	102.0
DANIEL	X	8	M	LAWRENCE TECHNOLOGICAL UNIVERSITY	SOUTHFIELD,MI	129.0
CHRIS	Z	8	M	LAWRENCE TECHNOLOGICAL UNIVERSITY	SOUTHFIELD,MI	97.5
MAXIM	L	8	M	OKEMOS HIGH SCHOOL	OKEMOS,MI	150.0
ZACHARY	H	8	U	PIONEER HS	ANN ARBOR,MI	102.0
VARUN	R	8	M	TROY HIGH SCHOOL	TROY,MI	106.5
ALEX	X	8	M	TROY HIGH SCHOOL	TROY,MI	144.0
BRIAN	W	8	M	UNIVERSITY OF MICHIGAN	ANN ARBOR,MI	109.5
MICHAEL	Z	8	U	UNIVERSITY OF MICHIGAN	ANN ARBOR,MI	114.0
ARTHUR	N	8	M	MOUNDS VIEW HIGH SCHOOL	ARDEN HILLS,MN	127.5
DAVID	Z	8	M	SARTELL MIDDLE SCHOOL	SARTELL,MN	105.0
DAVID	Z	8	M	SARTELL MIDDLE SCHOOL	SARTELL,MN	105.0

### Achievement Roll in US and Canada – Page 28

First Name	Last Initial	Grade	Gender	School	City,State	Score
JASON	W	8	M	UNIVERSITY OF MINNESOTA-UMTYMP	MINNEAPOLIS,MN	132.0
ADWIN	S	6	U	VALLEY VIEW MS. EDINA PUBLIC	EDINA,MN	100.5
ADWIN	S	6	U	VALLEY VIEW MS. EDINA PUBLIC	EDINA,MN	100.5
ALEXIS	Y	8	F	VALLEY VIEW MS. EDINA PUBLIC	EDINA,MN	96.0
ALEXIS	Y	8	F	VALLEY VIEW MS. EDINA PUBLIC	EDINA,MN	96.0
AMOGH	K	8	M	WAYZATA HIGH SCHOOL	PLYMOUTH,MN	102.0
KEVIN	Y	7	M	WAYZATA HIGH SCHOOL	PLYMOUTH,MN	108.0
ANDREW	Y	8	M	WAYZATA HIGH SCHOOL	PLYMOUTH,MN	102.0
WILLIAM	B	7	M	LADUE MIDDLE SCHOOL	ST. LOUIS,MO	115.5
YUVAN	C	6	M	LADUE MIDDLE SCHOOL	ST. LOUIS,MO	97.5
SAMUEL	C	7	M	LADUE MIDDLE SCHOOL	ST. LOUIS,MO	96.0
JASON	D	8	M	LADUE MIDDLE SCHOOL	ST. LOUIS,MO	118.5
KAYTA	G	8	F	LADUE MIDDLE SCHOOL	ST. LOUIS,MO	94.5
STEPHEN	J	8	M	LADUE MIDDLE SCHOOL	ST. LOUIS,MO	123.0
WILLIAM	P	8	M	LADUE MIDDLE SCHOOL	ST. LOUIS,MO	132.0
ANTHONY	W	7	M	LADUE MIDDLE SCHOOL	ST. LOUIS,MO	115.5
WILLIAM	X	8	M	LADUE MIDDLE SCHOOL	ST. LOUIS,MO	96.0
ERIC	Y	8	U	LADUE MIDDLE SCHOOL	ST. LOUIS,MO	93.0
RINCON	J	8	M	PARKWAY WEST HIGH SCHOOL	BALLWIN,MO	90.0
SRI	J	8	M	PARKWAY WEST HIGH SCHOOL	BALLWIN,MO	120.0
CALEB	L	8	F	PARKWAY WEST HIGH SCHOOL	BALLWIN,MO	97.5
JOSEPH	R	8	M	PARKWAY WEST HIGH SCHOOL	BALLWIN,MO	99.0
DANNY	S	8	M	PARKWAY WEST HIGH SCHOOL	BALLWIN,MO	118.5
MATTHEW	Y	8	M	MADISON MIDDLE SCHOOL	MADISON,MS	108.0
GREGORY	L	8	M	UNIV OF SOUTHERN MISSISSIPPI	HATTIESBURG,MS	120.0
RAGHAV	A	6	M	CARNAGE MS	RALEIGH,NC	94.5
ERIC	J	8	M	CARNAGE MS	RALEIGH,NC	108.0
AKSHAT	K	8	M	CARNAGE MS	RALEIGH,NC	94.5
MINSEOK	P	6	M	CARNAGE MS	RALEIGH,NC	90.0
SRINIDHI	R	8	U	CARNAGE MS	RALEIGH,NC	97.5

Achievement Roll in US and Canada – Page 29

First Name	Last Initial	Grade	Gender	School	City,State	Score
ROHAN	S	8	M	CARNAGE MS	RALEIGH,NC	108.0
JACOB	A	8	M	COMMUNITY HOUSE MIDDLE SCHOOL	CHARLOTTE,NC	96.0
KATE	M	8	F	COMMUNITY HOUSE MIDDLE SCHOOL	CHARLOTTE,NC	105.0
MATTHEW	S	6	M	COMMUNITY HOUSE MIDDLE SCHOOL	CHARLOTTE,NC	90.0
JESSICA	L	8	F	GUY B. PHILLIPS MS	CHAPEL HILL,NC	93.0
JEFFREY	Z	7	M	GUY B. PHILLIPS MS	CHAPEL HILL,NC	99.0
SREYA S	A	8	M	HORIZONS – TALENT DEVELOPMENT DEPT	CHARLOTTE,NC	96.0
DEV	C	8	M	HORIZONS – TALENT DEVELOPMENT DEPT	CHARLOTTE,NC	108.0
TIMOTHY	D	8	M	HORIZONS – TALENT DEVELOPMENT DEPT	CHARLOTTE,NC	138.0
OLIVIA	Y	7	F	HORIZONS – TALENT DEVELOPMENT DEPT	CHARLOTTE,NC	120.0
JOSEPH	C	8	M	METROLINA REGIONAL SCHOLARS ACADEMY	CHARLOTTE,NC	93.0
ALVIN	C	8	M	MILLS PARK MIDDLE SCHOOL	CARY,NC	138.0
KEVIN	D	8	M	MILLS PARK MIDDLE SCHOOL	CARY,NC	124.5
JEFFRE Y	L	8	M	MILLS PARK MIDDLE SCHOOL	CARY,NC	138.0
AKSHAR	Y	7	M	MILLS PARK MIDDLE SCHOOL	CARY,NC	96.0
CAROLINE	H	8	F	NORTHWEST GUILFORD MS	GREENSBORO,NC	94.5
SYDNEY	P	8	F	NORTHWEST GUILFORD MS	GREENSBORO,NC	93.0
CAROLINE	C	8	F	SMITH MS	CHAPEL HILL,NC	94.5
LEO	D	7	U	SMITH MS	CHAPEL HILL,NC	129.0
YUEBO	J	8	M	SMITH MS	CHAPEL HILL,NC	105.0
ZHOU	K	7	U	SMITH MS	CHAPEL HILL,NC	90.0
BENJAMIN	K	7	M	SMITH MS	CHAPEL HILL,NC	99.0
FIONN	K	6	M	SMITH MS	CHAPEL HILL,NC	97.5
BENJAMIN	L	7	U	SMITH MS	CHAPEL HILL,NC	114.0
PAUL	L	8	M	SMITH MS	CHAPEL HILL,NC	93.0
OWEN	R	8	M	SMITH MS	CHAPEL HILL,NC	117.0
MICHAEL	V	8	M	SMITH MS	CHAPEL HILL,NC	103.5
TREVOR	W	8	M	SMITH MS	CHAPEL HILL,NC	99.0
JONATHAN	X	8	M	SMITH MS	CHAPEL HILL,NC	127.5
YUTONG	Y	8	U	SMITH MS	CHAPEL HILL,NC	109.5



Achievement Roll in US and Canada – Page 30

First Name	Last Initial	Grade	Gender	School	City,State	Score
AMANDA	Z	6	U	SMITH MS	CHAPEL HILL,NC	90.0
MICHAEL	F	7	M	THALES ACADEMY – APEX	APEX,NC	103.5
KENAN	H	7	U	TRIANGLE MATH AND SCIENCE ACADEMY	CARY,NC	115.5
JOSHUA	L	8	M	LINCOLN EAST HIGH SCHOOL	LINCOLN,NE	97.5
KENJI	N	8	M	LINCOLN EAST HIGH SCHOOL	LINCOLN,NE	109.5
BENJAMIN	L	8	M	OMAHA NORTH	OMAHA,NE	91.5
JAMIE	C	8	F	SCOTTSBUFF SENIOR HIGH SCHOOL	SCOTTSBUFF,NE	108.0
ANDREW	H	8	U	HANOVER HS	HANOVER,NH	121.5
MAXINE	P	7	F	HANOVER HS	HANOVER,NH	103.5
ANSHUL	G	8	U	BERGEN CO ACADEMIES	HACKENSACK,NJ	129.0
JASON	H	8	M	BERGEN CO ACADEMIES	HACKENSACK,NJ	90.0
JONGWON	J	8	M	BERGEN CO ACADEMIES	HACKENSACK,NJ	127.5
JESSICA	L	8	F	BERGEN CO ACADEMIES	HACKENSACK,NJ	112.5
MARVIN	M	6	M	BERGEN CO ACADEMIES	HACKENSACK,NJ	130.5
LASAL	M	8	U	BERGEN CO ACADEMIES	HACKENSACK,NJ	97.5
KYUMIN	S	8	M	BERGEN CO ACADEMIES	HACKENSACK,NJ	97.5
ARRUM	S	7	F	BERGEN CO ACADEMIES	HACKENSACK,NJ	102.0
VIVIAN	T	8	F	BERGEN CO ACADEMIES	HACKENSACK,NJ	106.5
TIMOTHY	Z	6	M	BERGEN CO ACADEMIES	HACKENSACK,NJ	93.0
ALEXANDER	R	7	M	CRANBURY SCHOOL	CRANBURY,NJ	90.0
ALEXANDER	R	7	M	CRANBURY SCHOOL	CRANBURY,NJ	90.0
WILLIAM	L	8	M	DELBARTON SCHOOL	MORRISTOWN,NJ	90.0
JASON	L	8	U	GOVERNOR LIVINGSTON HS	BERKELEY HEIGHTS,NJ	93.0
HARSH	T	8	U	GOVERNOR LIVINGSTON HS	BERKELEY HEIGHTS,NJ	105.0
ADITYA	B	8	M	HOLMDEL HIGH SCHOOL	HOLMDEL,NJ	90.0
BRIAN	L	8	M	HOLMDEL HIGH SCHOOL	HOLMDEL,NJ	150.0
ADITHYA	B	8	M	KEAN UNIVERSITY	UNION,NJ	126.0
ANDREW	C	8	U	KEAN UNIVERSITY	UNION,NJ	103.5
JASON	D	8	M	KEAN UNIVERSITY	UNION,NJ	90.0
AAYUSH	G	8	U	KEAN UNIVERSITY	UNION,NJ	106.5

### Achievement Roll in US and Canada – Page 31

First Name	Last Initial	Grade	Gender	School	City,State	Score
BENJAMIN	H	8	M	KEAN UNIVERSITY	UNION,NJ	93.0
DARREN	J	7	M	KEAN UNIVERSITY	UNION,NJ	100.5
VINCENT	J	8	M	KEAN UNIVERSITY	UNION,NJ	117.0
ALEX	K	8	U	KEAN UNIVERSITY	UNION,NJ	103.5
SUSAN	L	8	U	KEAN UNIVERSITY	UNION,NJ	108.0
JULIAN	L	8	M	KEAN UNIVERSITY	UNION,NJ	105.0
DANIEL	L	8	M	KEAN UNIVERSITY	UNION,NJ	127.5
ERIC	L	7	M	KEAN UNIVERSITY	UNION,NJ	103.5
KEVIN	L	6	M	KEAN UNIVERSITY	UNION,NJ	99.0
HOWARD	L	8	M	KEAN UNIVERSITY	UNION,NJ	90.0
SHREYA	M	7	F	KEAN UNIVERSITY	UNION,NJ	111.0
DIVYESH	M	7	M	KEAN UNIVERSITY	UNION,NJ	94.5
CHRISTOPHER	Q	6	U	KEAN UNIVERSITY	UNION,NJ	90.0
SHRUTI	R	8	U	KEAN UNIVERSITY	UNION,NJ	103.5
KEVIN	S	7	M	KEAN UNIVERSITY	UNION,NJ	102.0
JEFFREY	W	7	M	KEAN UNIVERSITY	UNION,NJ	97.5
IVAN	W	6	M	KEAN UNIVERSITY	UNION,NJ	96.0
JOSHUA	Y	8	M	KEAN UNIVERSITY	UNION,NJ	90.0
DANIEL	Z	7	U	KEAN UNIVERSITY	UNION,NJ	109.5
BRYAN	Z	6	M	KEAN UNIVERSITY	UNION,NJ	114.0
GEOFFREY	Z	8	M	KEAN UNIVERSITY	UNION,NJ	115.5
CAROLINE	Z	8	F	KEAN UNIVERSITY	UNION,NJ	114.0
JESSE	L	8	M	LIVINGSTON HIGH SCHOOL	LIVINGSTON,NJ	90.0
EDWARD	W	8	U	LIVINGSTON HIGH SCHOOL	LIVINGSTON,NJ	112.5
NICHOLAS	W	8	M	LIVINGSTON HIGH SCHOOL	LIVINGSTON,NJ	126.0
HENRY	M	8	U	MADISON HS	MADISON,NJ	118.5
BENJAMIN	H	7	U	MILLBURN MIDDLE SCHOOL	MILLBURN,NJ	115.5
BENJAMIN	H	7	U	MILLBURN MIDDLE SCHOOL	MILLBURN,NJ	115.5
AMANDA	J	8	F	MILLBURN MIDDLE SCHOOL	MILLBURN,NJ	100.5
AMANDA	J	8	F	MILLBURN MIDDLE SCHOOL	MILLBURN,NJ	100.5

### Achievement Roll in US and Canada – Page 32

First Name	Last Initial	Grade	Gender	School	City,State	Score
WILLIAM	Q	8	U	MILLBURN MIDDLE SCHOOL	MILLBURN,NJ	105.0
WILLIAM	Q	8	U	MILLBURN MIDDLE SCHOOL	MILLBURN,NJ	105.0
SACHIN	S	8	M	MILLBURN MIDDLE SCHOOL	MILLBURN,NJ	124.5
SACHIN	S	8	M	MILLBURN MIDDLE SCHOOL	MILLBURN,NJ	124.5
SEAN	L	7	U	MONTGOMERY HIGH SCHOOL	SKILLMAN,NJ	96.0
EVAN	L	8	M	MOORESTOWN HIGH SCHOOL	MOORESTOWN,NJ	115.5
PATRICK	W	8	M	MOORESTOWN HIGH SCHOOL	MOORESTOWN,NJ	90.0
GREGORY	P	8	M	PRIMORIS ACADEMY	WESTWOOD,NJ	145.5
GREGORY	P	8	M	PRIMORIS ACADEMY	WESTWOOD,NJ	145.5
RICHARD	Q	8	M	PRINCETON HIGH SCHOOL	PRINCETON,NJ	135.0
LUCAS	C	8	M	RIDGE HIGH SCHOOL	BASKING RIDGE,NJ	132.0
KEVIN	C	7	M	RIDGE HIGH SCHOOL	BASKING RIDGE,NJ	129.0
CHRISTOPHER	D	7	M	RIDGE HIGH SCHOOL	BASKING RIDGE,NJ	105.0
STANLEY	J	8	M	RIDGE HIGH SCHOOL	BASKING RIDGE,NJ	118.5
DANIEL	X	7	M	RIDGE HIGH SCHOOL	BASKING RIDGE,NJ	150.0
ANDREW	Z	7	M	RIDGE HIGH SCHOOL	BASKING RIDGE,NJ	91.5
ALLA N	Z	7	M	RIDGE HIGH SCHOOL	BASKING RIDGE,NJ	106.5
KENNETH	H	8	M	SOUTH BRUNSWICK HS	MONMOUTH JUNCTION,NJ	109.5
YUL	K	7	U	TENAFLY HIGH SCHOOL	TENAFLY,NJ	97.5
SIWEN	S	8	U	TENAFLY HIGH SCHOOL	TENAFLY,NJ	132.0
ALLEN	C	7	M	THE COLLEGE OF NEW JERSEY	EWING TOWNSHIP,NJ	105.0
EDDIE	C	8	U	THE COLLEGE OF NEW JERSEY	EWING TOWNSHIP,NJ	133.5
DISHA	K	8	F	THE COLLEGE OF NEW JERSEY	EWING TOWNSHIP,NJ	117.0
DYLAN	R	8	M	THE COLLEGE OF NEW JERSEY	EWING TOWNSHIP,NJ	99.0
VISHVAM	R	7	M	THE COLLEGE OF NEW JERSEY	EWING TOWNSHIP,NJ	121.5
ANSH	S	8	M	THE COLLEGE OF NEW JERSEY	EWING TOWNSHIP,NJ	133.5
WILLIAM	W	8	M	THE COLLEGE OF NEW JERSEY	EWING TOWNSHIP,NJ	132.0
ERIC	Y	7	M	THE COLLEGE OF NEW JERSEY	EWING TOWNSHIP,NJ	139.5
ALLEN	Z	8	U	THE COLLEGE OF NEW JERSEY	EWING TOWNSHIP,NJ	108.0
ANDREW	S	8	M	ALBUQUERQUE ACADEMY	ALBUQUERQUE,NM	102.0

Achievement Roll in US and Canada – Page 33

First Name	Last Initial	Grade	Gender	School	City,State	Score
JAMES	C	7	M	LA CUEVA HIGH SCHOOL	ALBUQUERQUE,NM	112.5
JOSEPH	C	7	M	LA CUEVA HIGH SCHOOL	ALBUQUERQUE,NM	126.0
ROMMEL	M	8	M	CORAL ACADEMY OF SCIENCE LAS VEGAS	HENDERSON,NV	96.0
SPENCER	R	8	M	CORAL ACADEMY OF SCIENCE LAS VEGAS	HENDERSON,NV	105.0
JOSHUA	T	8	M	CORAL ACADEMY OF SCIENCE LAS VEGAS	HENDERSON,NV	105.0
DEREK	C	8	M	DAVIDSON ACADEMY OF NEVADA	RENO,NV	123.0
VISHWATH	G	7	M	DAVIDSON ACADEMY OF NEVADA	RENO,NV	139.5
ASHER	H	8	M	DAVIDSON ACADEMY OF NEVADA	RENO,NV	91.5
MICHELLE	L	8	F	DAVIDSON ACADEMY OF NEVADA	RENO,NV	91.5
AAYAN	P	8	U	DAVIDSON ACADEMY OF NEVADA	RENO,NV	102.0
JANG	C	7	M	HYDE PARK MIDDLE SCHOOL	LAS VEGAS,NV	111.0
SAMUEL	G	7	M	HYDE PARK MIDDLE SCHOOL	LAS VEGAS,NV	121.5
RYAN	Y	8	M	HYDE PARK MIDDLE SCHOOL	LAS VEGAS,NV	100.5
KYLE	C	8	M	ARDSLEY HS	ARDSLEY,NY	108.0
MATTHEW	C	7	M	AVENUES	NEW YORK,NY	93.0
MAXIM	V	8	M	BASIS INDEPENDENT BROOKLYN	BROOKLYN,NY	138.0
JAKE	L	7	U	BETHLEHEM CENTRAL SCHOOL DISTRICT	DELMAR,NY	121.5
JAKE	L	7	U	BETHLEHEM CENTRAL SCHOOL DISTRICT	DELMAR,NY	121.5
MAR ELLO	B	8	U	COLLEGIATE SCHOOL	NEW YORK,NY	91.5
HARRY	F	8	M	COLLEGIATE SCHOOL	NEW YORK,NY	93.0
WILLIAM	H	8	U	COLLEGIATE SCHOOL	NEW YORK,NY	108.0
JONATHAN	H	8	U	COLLEGIATE SCHOOL	NEW YORK,NY	90.0
DIVIJ	J	8	M	COLLEGIATE SCHOOL	NEW YORK,NY	90.0
MARCUS	M	8	U	COLLEGIATE SCHOOL	NEW YORK,NY	90.0
JACOB	B	7	U	DALTON SCHOOL	NEW YORK,NY	106.5
KAI	M	6	M	DALTON SCHOOL	NEW YORK,NY	96.0
HARUTO	O	8	M	GIFTED MATH PROGRAM/UNI AT BUFFALO	BUFFALO,NY	120.0
SOPHIE	Z	6	U	GIFTED MATH PROGRAM/UNI AT BUFFALO	BUFFALO,NY	100.5
TRISTAN	W	6	M	GREAT NECK SOUTH HIGH SCHOOL	GREAT NECK,NY	91.5
TRISTAN	W	6	M	GREAT NECK SOUTH HIGH SCHOOL	GREAT NECK,NY	91.5

Achievement Roll in US and Canada – Page 34

First Name	Last Initial	Grade	Gender	School	City,State	Score
ANTHONY	Z	8	M	GREAT NECK SOUTH HIGH SCHOOL	GREAT NECK,NY	129.0
ANTHONY	Z	8	M	GREAT NECK SOUTH HIGH SCHOOL	GREAT NECK,NY	129.0
KEVIN	H	8	M	HALF HOLLOW HILLS HS WEST	DIX HILLS,NY	91.5
MAXWELL	S	7	M	HARLEY SCHOOL	ROCHESTER,NY	121.5
GABRIELLA	A	8	U	HUNTER COLLEGE HS	NEW YORK,NY	96.0
PHILIP	B	7	M	HUNTER COLLEGE HS	NEW YORK,NY	97.5
CAROL	C	7	F	HUNTER COLLEGE HS	NEW YORK,NY	108.0
RISHABH	D	7	M	HUNTER COLLEGE HS	NEW YORK,NY	124.5
MAXIMILIAN	D	8	M	HUNTER COLLEGE HS	NEW YORK,NY	91.5
ALEXANDER	H	8	U	HUNTER COLLEGE HS	NEW YORK,NY	100.5
WILLIAM	H	8	U	HUNTER COLLEGE HS	NEW YORK,NY	102.0
ADI	J	7	M	HUNTER COLLEGE HS	NEW YORK,NY	102.0
JOSEPH	K	7	U	HUNTER COLLEGE HS	NEW YORK,NY	115.5
JAEAH	K	8	F	HUNTER COLLEGE HS	NEW YORK,NY	109.5
HELEN	L	8	F	HUNTER COLLEGE HS	NEW YORK,NY	108.0
CERULEAN	O	8	M	HUNTER COLLEGE HS	NEW YORK,NY	103.5
MARIO	T	8	U	HUNTER COLLEGE HS	NEW YORK,NY	124.5
DANIEL	W	7	M	HUNTER COLLEGE HS	NEW YORK,NY	111.0
MAXWELL	Z	7	M	HUNTER COLLEGE HS	NEW YORK,NY	97.5
JONATHAN	Z	8	M	HUNTER COLLEGE HS	NEW YORK,NY	115.5
ERIC	Z	8	M	HUNTER COLLEGE HS	NEW YORK,NY	91.5
WILLIAM	H	8	M	JERICO HIGH SCHOOL	JERICO,NY	130.5
ETHAN	Z	7	M	JERICO HIGH SCHOOL	JERICO,NY	109.5
JONATHAN	F	8	M	JOHN JAY HIGH SCHOOL	CROSS RIVER,NY	105.0
VIMALA	A	8	U	LONG ISLAND SCHOOL FOR THE GIFTED	SOUTH HUNTINGTON,NY	93.0
MAXIMUS	L	6	M	LONG ISLAND SCHOOL FOR THE GIFTED	SOUTH HUNTINGTON,NY	126.0
DANIEL	S	7	M	LONG ISLAND SCHOOL FOR THE GIFTED	SOUTH HUNTINGTON,NY	97.5
ERIK	B	7	M	MANHATTANVILLE COLLEGE	PURCHASE,NY	126.0
CHASE	F	8	M	MANHATTANVILLE COLLEGE	PURCHASE,NY	109.5
SUMER	M	8	U	MANHATTANVILLE COLLEGE	PURCHASE,NY	90.0

Achievement Roll in US and Canada – Page 35

First Name	Last Initial	Grade	Gender	School	City,State	Score
GRACE	T	8	F	MANHATTANVILLE COLLEGE	PURCHASE,NY	123.0
JANSEN	W	7	M	MANHATTANVILLE COLLEGE	PURCHASE,NY	102.0
VINCENT	X	8	U	MANHATTANVILLE COLLEGE	PURCHASE,NY	108.0
EDISON	C	8	M	NATHANIEL HAWTHORNE MIDDLE SCHOOL	BAYSIDE,NY	144.0
LUKAS	C	8	M	NATHANIEL HAWTHORNE MIDDLE SCHOOL	BAYSIDE,NY	123.0
SRINATH	M	8	M	NATHANIEL HAWTHORNE MIDDLE SCHOOL	BAYSIDE,NY	100.5
CHRISTINE	Y	8	F	NATHANIEL HAWTHORNE MIDDLE SCHOOL	BAYSIDE,NY	130.5
PAUL	G	6	M	NEST+M	NEW YORK,NY	114.0
NEWTON	L	8	M	NEST+M	NEW YORK,NY	105.0
JERRY	L	7	M	NEST+M	NEW YORK,NY	100.5
DA VIS	Z	6	M	NEST+M	NEW YORK,NY	115.5
SUHAO	H	8	M	NISKAYUNA HIGH SCHOOL	NISKAYUNA ,NY	108.0
SARAH	V	8	F	NISKAYUNA HIGH SCHOOL	NISKAYUNA ,NY	102.0
ROWECHEN	Z	7	M	NISKAYUNA HIGH SCHOOL	NISKAYUNA ,NY	129.0
JUSTIN	C	8	M	NYC LAB MS FOR COLL STUDIES	NEW YORK,NY	91.5
MAXWELL	P	8	M	NYC LAB MS FOR COLL STUDIES	NEW YORK,NY	103.5
JOHN	G	6	M	PACE UNIVERSITY	NEW YORK,NY	103.5
JIN WON	K	8	M	PACE UNIVERSITY	NEW YORK,NY	108.0
ASHTON	L	7	M	PACE UNIVERSITY	NEW YORK,NY	126.0
AMY	F	7	F	PITTSFORD SUTHERLAND HIGH SCHOOL	PITTSFORD,NY	111.0
ADITYA	S	8	M	PITTSFORD SUTHERLAND HIGH SCHOOL	PITTSFORD,NY	96.0
ERIC	W	8	U	PITTSFORD SUTHERLAND HIGH SCHOOL	PITTSFORD,NY	96.0
MATTHEW	C	7	U	ROBERT CUSHMAN MURPHY JHS	STONY BROOK,NY	90.0
CAROLYN	L	7	F	ROBERT CUSHMAN MURPHY JHS	STONY BROOK,NY	90.0
CLAIRE	Y	7	F	ROBERT CUSHMAN MURPHY JHS	STONY BROOK,NY	94.5
CURTIS	C	8	M	SCARSDALE HIGH SCHOOL	SCARSDALE,NY	96.0
ZACHARY	O	7	M	SCARSDALE HIGH SCHOOL	SCARSDALE,NY	90.0
MARK	W	7	M	SCARSDALE HIGH SCHOOL	SCARSDALE,NY	103.5
MATTHEW	Z	6	M	SCARSDALE HIGH SCHOOL	SCARSDALE,NY	114.0
HARRY	S	6	M	SHAKER HS	LATHAM,NY	106.5

Achievement Roll in US and Canada – Page 36

First Name	Last Initial	Grade	Gender	School	City,State	Score
OWEN	D	8	M	SLEEPY HOLLOW HIGH SCHOOL	SLEEPY HOLLOW,NY	135.0
ALEX	H	7	M	SOUTH WOODS MIDDLE SCHOOL	SYOSSET,NY	100.5
JIMMY	Z	8	U	SOUTH WOODS MIDDLE SCHOOL	SYOSSET,NY	109.5
ETHAN	J	8	M	STUYVESANT HIGH SCHOOL	NEW YORK,NY	132.0
KEVIN	L	8	M	SYOSSET HIGH SCHOOL	SYOSSET,NY	126.0
PETER	S	8	U	BEACHWOOD HS	BEACHWOOD,OH	99.0
YANG	Y	8	M	BEACHWOOD HS	BEACHWOOD,OH	90.0
ANNA	Y	8	F	BEAVERCREEK HIGH SCHOOL	BEAVERCREEK,OH	99.0
ZONGRUI	C	8	M	CINCINNATI COUNTRY DAY SCHOOL	CINCINNATI,OH	93.0
LUCAS	H	8	M	DUBLIN JEROME HIGH SCHOOL	DUBLIN,OH	103.5
RAVI	B	7	M	MASON MIDDLE SCHOOL	MASON,OH	99.0
AMEY	H	8	M	MASON MIDDLE SCHOOL	MASON,OH	102.0
JUSTIN	H	8	M	MASON MIDDLE SCHOOL	MASON,OH	108.0
AYANAV	R	8	M	MASON MIDDLE SCHOOL	MASON,OH	117.0
ALEXANDER	Y	8	M	MASON MIDDLE SCHOOL	MASON,OH	109.5
BRENDAN	F	8	M	MENTOR HS	MENTOR,OH	106.5
WILLIAM	H	8	U	SEVEN HILLS SCHOOL	CINCINNATI,OH	108.0
KEVIN	D	7	M	SYCAMORE JHS	CINCINNATI,OH	94.5
NICOLE	L	8	F	SYCAMORE JHS	CINCINNATI,OH	117.0
NORAH	P	8	F	SYCAMORE JHS	CINCINNATI,OH	93.0
WEIHUAN	S	8	M	SYCAMORE JHS	CINCINNATI,OH	96.0
RISHI	V	8	M	SYCAMORE JHS	CINCINNATI,OH	135.0
ANDREW	Y	8	M	SYCAMORE JHS	CINCINNATI,OH	126.0
SOHAM	K	8	M	THE OHIO STATE UNIVERSITY, DEPARTMENT OF MATHEMATICS	COLUMBUS,OH	99.0
SEAN	C	8	M	WHITTIER MS	NORMAN,OK	112.5
SEAN	C	8	M	WHITTIER MS	NORMAN,OK	112.5
AIDEN	O	8	M	WHITTIER MS	NORMAN,OK	91.5
AIDEN	O	8	M	WHITTIER MS	NORMAN,OK	91.5
LUKE	O	8	M	WHITTIER MS	NORMAN,OK	102.0
LUKE	O	8	M	WHITTIER MS	NORMAN,OK	102.0

### Achievement Roll in US and Canada – Page 37

First Name	Last Initial	Grade	Gender	School	City,State	Score
PUNDIT	V	7	M	WHITTIER MS	NORMAN,OK	93.0
PUNDIT	V	7	M	WHITTIER MS	NORMAN,OK	93.0
VEDAANT	S	8	M	CARLETON UNIVERSITY–SCHOOL OF MATHEMATICS AND STATISTICS	OTTAWA,ON	99.0
DAVID	X	8	M	CARLETON UNIVERSITY–SCHOOL OF MATHEMATICS AND STATISTICS	OTTAWA,ON	90.0
EVAN	L	6	U	HON VINCENT MASSEY SS	WINDSOR,ON	105.0
JENNY	W	8	F	TORONTO HARVARD INTERNATIONAL ACADEMY	TORONTO,ON	90.0
CALVIN	X	8	M	TORONTO HARVARD INTERNATIONAL ACADEMY	TORONTO,ON	102.0
EUGENE	Z	8	M	TORONTO HARVARD INTERNATIONAL ACADEMY	TORONTO,ON	93.0
RICHARD	Z	8	M	TORONTO HARVARD INTERNATIONAL ACADEMY	TORONTO,ON	96.0
AARYAMAN	B	8	M	UNIVERSITY OF TORONTO	TORONTO,ON	93.0
MARIA	H	7	F	UNIVERSITY OF TORONTO	TORONTO,ON	91.5
ZHENING	L	8	M	UNIVERSITY OF TORONTO	TORONTO,ON	132.0
ETHAN	L	8	M	UNIVERSITY OF TORONTO	TORONTO,ON	123.0
JUSTIN	C	8	U	UNIVERSITY OF TORONTO SCHOOLS	TORONTO,ON	99.0
EMILY	L	7	F	UNIVERSITY OF TORONTO SCHOOLS	TORONTO,ON	90.0
LEONARDO	T	8	M	UNIVERSITY OF TORONTO SCHOOLS	TORONTO,ON	100.5
BRIAN	W	8	M	UNIVERSITY OF TORONTO SCHOOLS	TORONTO,ON	117.0
SZE TO	W	8	M	UNIVERSITY OF TORONTO SCHOOLS	TORONTO,ON	94.5
KEVINYUNQIAO	L	7	M	UPPER CANADA COLLEGE	TORONTO,ON	102.0
ETHAN	H	8	U	VICTORIA INTERNATIONAL COLLEGE	NORTH YORK,ON	96.0
ANDREW	L	8	M	VICTORIA INTERNATIONAL COLLEGE	NORTH YORK,ON	130.5
ALAN	K	6	M	CARDEN CASCADE ACADEMY	HILLSBORO,OR	102.0
GOPAL	G	8	M	KRISHNA HOME SCHOOL	PORTLAND,OR	126.0
RAM	G	6	M	KRISHNA HOME SCHOOL	PORTLAND,OR	118.5
KYLER	W	7	M	LINCOLN HS	PORTLAND,OR	91.5
ELVIN	C	8	M	MEADOW PARK MS	BEAVERTON,OR	114.0
JALEN	C	8	M	MEADOW PARK MS	BEAVERTON,OR	118.5
SUYASH	P	6	M	MEADOW PARK MS	BEAVERTON,OR	114.0
EMMA	T	8	U	MEADOW PARK MS	BEAVERTON,OR	99.0
COBY	T	8	M	MEADOW PARK MS	BEAVERTON,OR	144.0



Achievement Roll in US and Canada – Page 38

First Name	Last Initial	Grade	Gender	School	City,State	Score
JOHN	W	8	M	MEADOW PARK MS	BEAVERTON,OR	109.5
ROBERT	Y	8	M	MEADOW PARK MS	BEAVERTON,OR	94.5
ZAREEF	A	8	M	WESTVIEW HIGH SCHOOL	PORTLAND,OR	105.0
WENJUN	H	8	M	WESTVIEW HIGH SCHOOL	PORTLAND,OR	115.5
ARUSHI	M	7	U	WESTVIEW HIGH SCHOOL	PORTLAND,OR	100.5
BRIAN	X	8	M	WESTVIEW HIGH SCHOOL	PORTLAND,OR	126.0
ALEXANDER	Z	8	M	BALA CYNWYD MIDDLE SCHOOL	BALA CYNWYD,PA	118.5
ADDISON	L	8	F	CHARLES F PATTON MS	KENNETT SQUARE,PA	132.0
MAYA	R	8	F	CONESTOGA HS	BERWYN,PA	115.5
ANIRUDH	R	6	M	HERSHEY HS	HERSHEY,PA	94.5
GAVIN	W	7	M	LANCASTER COUNTRY DAY SCHOOL	LANCASTER,PA	93.0
MA	Y	8	F	LANCASTER COUNTRY DAY SCHOOL	LANCASTER,PA	90.0
GEORGE	J	7	M	MARSHALL MIDDLE SCHOOL	WEXFORD,PA	103.5
GLEN	J	7	M	MARSHALL MIDDLE SCHOOL	WEXFORD,PA	114.0
JEFFREY	G	8	M	METHACTON HS	EAGLEVILLE,PA	93.0
XINYANG	C	7	M	NORTH ALLEGHENY INTERMEDIATE HIGH SCHOOL	PITTSBURGH,PA	132.0
FOREST	H	7	M	PENNWOOD MS	YARDLEY,PA	93.0
JOSHUA	Y	8	M	RADNOR HIGH SCHOOL	RADNOR,PA	126.0
ZACH	S	7	M	SPRINGSIDE CHESTNUT HILL ACADEMY	PHILADELPHIA,PA	114.0
ANDREW	H	8	M	TREDYFFRIN–EASTTOWN MIDDLE SCH	BERWYN,PA	139.5
JOHN	M	8	M	TREDYFFRIN–EASTTOWN MIDDLE SCH	BERWYN,PA	90.0
ANDY	M	8	U	TREDYFFRIN–EASTTOWN MIDDLE SCH	BERWYN,PA	123.0
DAVID	W	8	M	TREDYFFRIN–EASTTOWN MIDDLE SCH	BERWYN,PA	127.5
ERIC	Z	8	M	TREDYFFRIN–EASTTOWN MIDDLE SCH	BERWYN,PA	94.5
ANGELINA	B	6	U	UNIV OF SCRANTON	SCRANTON,PA	103.5
THOMAS	D	6	M	UPPER DUBLIN HS	FORT WASHINGTON,PA	90.0
PETER	L	7	M	UPPER DUBLIN HS	FORT WASHINGTON,PA	115.5
JAMES	P	8	U	UPPER DUBLIN HS	FORT WASHINGTON,PA	112.5
THOMAS	H	8	M	VALLEY FORGE MIDDLE SCHOOL	WAYNE,PA	102.0
NATHAN	T	8	U	VALLEY FORGE MIDDLE SCHOOL	WAYNE,PA	100.5

Achievement Roll in US and Canada – Page 39

First Name	Last Initial	Grade	Gender	School	City,State	Score
JEFFREY	T	7	M	VALLEY FORGE MIDDLE SCHOOL	WAYNE,PA	105.0
DAVID	C	8	M	WINCHESTER THURSTON HS	PITTSBURGH,PA	96.0
ERIC	T	8	M	WHEELER SCHOOL	PROVIDENCE,RI	124.5
DANIEL	W	8	M	WALTER MURRAY CI	SASKATOON,SK	120.0
ALEX	Z	8	M	COLLIERVILLE HS	COLLIERVILLE,TN	108.0
AYAKA	K	8	F	HOUSTON MIDDLE SCHOOL	GERMANTOWN,TN	102.0
GEORGE	Z	7	M	MEMPHIS UNIVERSITY SCHOOL	MEMPHIS,TN	124.5
COLIN	T	8	U	MONTGOMERY BELL ACADEMY	NASHVILLE,TN	91.5
ARYAN	R	8	M	WHITE STATION MIDDLE SCHOOL	MEMPHIS,TN	97.5
MAEVE	D	8	F	AUSTIN AREA HOMESCHOOLERS	AUSTIN,TX	138.0
JONAS	E	8	M	AUSTIN AREA HOMESCHOOLERS	AUSTIN,TX	108.0
PRESTON	T	8	M	BASIS SAN ANTONIO MEDICAL CENTER...	SAN ANTONIO,TX	97.5
STEPHEN	X	8	M	BECK JHS	KATY,TX	123.0
DANIEL	Y	8	M	BECK JHS	KATY,TX	117.0
MARKUS	B	8	M	BECKENDORFF JUNIOR HIGH	KATY,TX	94.5
ABHINAV	B	8	M	BECKENDORFF JUNIOR HIGH	KATY,TX	103.5
SAMEER	G	8	M	BECKENDORFF JUNIOR HIGH	KATY,TX	93.0
CHRISTOPHER	H	7	U	BECKENDORFF JUNIOR HIGH	KATY,TX	118.5
MAX	H	8	U	BECKENDORFF JUNIOR HIGH	KATY,TX	93.0
ANGELA	L	8	F	BECKENDORFF JUNIOR HIGH	KATY,TX	108.0
JASON	W	8	U	BECKENDORFF JUNIOR HIGH	KATY,TX	103.5
STEPHANIE	W	7	F	BECKENDORFF JUNIOR HIGH	KATY,TX	94.5
GAVIN	W	8	M	BECKENDORFF JUNIOR HIGH	KATY,TX	96.0
YITIAN	Z	8	U	BECKENDORFF JUNIOR HIGH	KATY,TX	97.5
VIKRAM	J	8	M	CANYON VISTA MIDDLE SCHOOL	AUSTIN,TX	90.0
ETHAN	L	6	M	CANYON VISTA MIDDLE SCHOOL	AUSTIN,TX	102.0
HANNAH	L	8	F	CANYON VISTA MIDDLE SCHOOL	AUSTIN,TX	96.0
GREG	J	8	M	CENTENNIAL HIGH SCHOOL	FRISCO,TX	96.0
JONATHAN	L	7	M	COLLEGE STATION HIGH SCHOOL	COLLEGE STATION,TX	114.0
RAMYA	I	7	F	CYPRESS WOODS HIGH SCHOOL	CYPRESS,TX	96.0

### Achievement Roll in US and Canada – Page 40

First Name	Last Initial	Grade	Gender	School	City,State	Score
HUBERT	J	8	M	DOERRE INTERMEDIATE SCHOOL	KLEIN,TX	96.0
GUNJUNG	K	8	M	DOERRE INTERMEDIATE SCHOOL	KLEIN,TX	93.0
JOSEPH	C	7	M	FORT SETTLEMENT MS	SUGAR LAND,TX	133.5
GRACE	D	8	F	FORT SETTLEMENT MS	SUGAR LAND,TX	108.0
WEIYU	H	8	M	FORT SETTLEMENT MS	SUGAR LAND,TX	90.0
CHRISTINE	H	7	F	FORT SETTLEMENT MS	SUGAR LAND,TX	103.5
EMILY	L	8	F	FORT SETTLEMENT MS	SUGAR LAND,TX	115.5
JASON	R	8	M	FORT SETTLEMENT MS	SUGAR LAND,TX	90.0
JOANN	S	8	F	FORT SETTLEMENT MS	SUGAR LAND,TX	102.0
SAMUEL	W	8	M	FORT SETTLEMENT MS	SUGAR LAND,TX	130.5
VICTOR	W	8	M	FORT SETTLEMENT MS	SUGAR LAND,TX	123.0
JASON	W	8	M	FORT SETTLEMENT MS	SUGAR LAND,TX	145.5
BELLA	X	8	U	FORT SETTLEMENT MS	SUGAR LAND,TX	135.0
AMY	Z	8	F	FORT SETTLEMENT MS	SUGAR LAND,TX	133.5
KATHERINE	H	8	F	GARLAND MCMEANS JH	KATY,TX	100.5
EMMA	H	8	F	GARLAND MCMEANS JH	KATY,TX	108.0
JASMINE	P	6	F	GARLAND MCMEANS JH	KATY,TX	90.0
DANN Y	T	8	M	GARLAND MCMEANS JH	KATY,TX	103.5
SAIBHIJIT	P	8	M	HERITAGE HIGH SCHOOL	FRISCO,TX	91.5
JUSTIN	L	7	M	HIGHLAND PARK HIGH SCHOOL	DALLAS,TX	94.5
MANASVI	R	8	F	HIRSCHI HIGH SCHOOL	WICHITA FALLS,TX	97.5
KELSEY	C	8	U	HOCKADAY SCHOOL	DALLAS,TX	99.0
RISHABH	G	8	M	KLEIN OAK HIGH SCHOOL	SPRING,TX	112.5
HUMZA	A	8	M	MURPHY MIDDLE SCHOOL	MURPHY,TX	99.0
ANISH	D	8	M	MURPHY MIDDLE SCHOOL	MURPHY,TX	90.0
ALAN	L	7	M	MURPHY MIDDLE SCHOOL	MURPHY,TX	135.0
GARRETT	L	7	M	MURPHY MIDDLE SCHOOL	MURPHY,TX	91.5
LEO	L	7	U	OBRA D. TOMPKINS HIGH SCHOOL	KATY,TX	111.0
OTTO	B	6	M	OTTO MIDDLE SCHOOL	PLANO,TX	91.5
ETHAN	D	8	M	OTTO MIDDLE SCHOOL	PLANO,TX	90.0

### Achievement Roll in US and Canada – Page 41

First Name	Last Initial	Grade	Gender	School	City,State	Score
SAMUEL	J	6	M	OTTO MIDDLE SCHOOL	PLANO,TX	94.5
ALEXANDER	N	8	M	OTTO MIDDLE SCHOOL	PLANO,TX	96.0
NEEL	S	7	M	OTTO MIDDLE SCHOOL	PLANO,TX	114.0
AMBER	L	7	F	PEARLAND WEST J H	PEARLAND,TX	114.0
ANDREW	C	7	M	QUAIL VALLEY MIDDLE SCHOOL	MISSOURI CITY,TX	144.0
JUSTIN	C	6	M	QUAIL VALLEY MIDDLE SCHOOL	MISSOURI CITY,TX	96.0
MICHELLE	C	6	F	QUAIL VALLEY MIDDLE SCHOOL	MISSOURI CITY,TX	91.5
NICHOLAS	H	8	M	QUAIL VALLEY MIDDLE SCHOOL	MISSOURI CITY,TX	94.5
ALEX	L	8	M	QUAIL VALLEY MIDDLE SCHOOL	MISSOURI CITY,TX	99.0
NAVEEN	M	8	M	QUAIL VALLEY MIDDLE SCHOOL	MISSOURI CITY,TX	126.0
AMOGHA	P	7	M	QUAIL VALLEY MIDDLE SCHOOL	MISSOURI CITY,TX	97.5
ABHINAV	S	8	M	QUAIL VALLEY MIDDLE SCHOOL	MISSOURI CITY,TX	94.5
WEILUN	S	8	M	QUAIL VALLEY MIDDLE SCHOOL	MISSOURI CITY,TX	135.0
RAY	T	6	M	QUAIL VALLEY MIDDLE SCHOOL	MISSOURI CITY,TX	102.0
SREEJA	T	7	F	QUAIL VALLEY MIDDLE SCHOOL	MISSOURI CITY,TX	115.5
KYLE	T	8	M	QUAIL VALLEY MIDDLE SCHOOL	MISSOURI CITY,TX	129.0
RICH	W	6	M	QUAIL VALLEY MIDDLE SCHOOL	MISSOURI CITY,TX	109.5
MICHELLE	W	8	F	QUAIL VALLEY MIDDLE SCHOOL	MISSOURI CITY,TX	126.0
SANDOR	W	7	U	QUAIL VALLEY MIDDLE SCHOOL	MISSOURI CITY,TX	91.5
MATTHEW	W	8	M	QUAIL VALLEY MIDDLE SCHOOL	MISSOURI CITY,TX	108.0
JARVIS	X	7	M	QUAIL VALLEY MIDDLE SCHOOL	MISSOURI CITY,TX	109.5
FU YAO	Y	8	M	QUAIL VALLEY MIDDLE SCHOOL	MISSOURI CITY,TX	96.0
DYLAN	Y	6	M	QUAIL VALLEY MIDDLE SCHOOL	MISSOURI CITY,TX	93.0
GEOFFREY	Z	8	M	QUAIL VALLEY MIDDLE SCHOOL	MISSOURI CITY,TX	97.5
JEREMY	Z	8	M	QUAIL VALLEY MIDDLE SCHOOL	MISSOURI CITY,TX	150.0
CHARLOTTE	D	8	F	RENNER MIDDLE SCHOOL	PLANO,TX	96.0
PRATYUSH	M	8	M	RENNER MIDDLE SCHOOL	PLANO,TX	94.5
CAMILLE	W	8	F	RENNER MIDDLE SCHOOL	PLANO,TX	96.0
IAN	C	6	M	RICE MIDDLE SCHOOL	PLANO,TX	108.0
ANDREW	C	7	M	RICE MIDDLE SCHOOL	PLANO,TX	90.0

Achievement Roll in US and Canada – Page 42

First Name	Last Initial	Grade	Gender	School	City,State	Score
WILLIAM	D	6	M	RICE MIDDLE SCHOOL	PLANO,TX	105.0
AYON	D	7	M	RICE MIDDLE SCHOOL	PLANO,TX	97.5
RITHVIK	G	7	M	RICE MIDDLE SCHOOL	PLANO,TX	111.0
YASH	G	8	M	RICE MIDDLE SCHOOL	PLANO,TX	108.0
AARON	G	6	M	RICE MIDDLE SCHOOL	PLANO,TX	121.5
MATTHEW	L	8	M	RICE MIDDLE SCHOOL	PLANO,TX	91.5
KEVIN	L	8	U	RICE MIDDLE SCHOOL	PLANO,TX	90.0
LUKE	L	7	M	RICE MIDDLE SCHOOL	PLANO,TX	129.0
ETHAN	L	8	M	RICE MIDDLE SCHOOL	PLANO,TX	109.5
NATHAN	M	7	M	RICE MIDDLE SCHOOL	PLANO,TX	103.5
ALYSSA	N	8	F	RICE MIDDLE SCHOOL	PLANO,TX	91.5
NAIRIT	S	7	M	RICE MIDDLE SCHOOL	PLANO,TX	111.0
ERIC	S	6	M	RICE MIDDLE SCHOOL	PLANO,TX	121.5
AKSHAY	S	8	M	RICE MIDDLE SCHOOL	PLANO,TX	90.0
ASIM	S	8	M	RICE MIDDLE SCHOOL	PLANO,TX	96.0
SRIKAR	T	8	U	RICE MIDDLE SCHOOL	PLANO,TX	96.0
MAXWELL	W	8	M	RICE MIDDLE SCHOOL	PLANO,TX	103.5
JESSICA	X	6	F	RICE MIDDLE SCHOOL	PLANO,TX	96.0
DAVID	Y	8	M	RICE MIDDLE SCHOOL	PLANO,TX	105.0
L LLIAN	Y	8	F	RICE MIDDLE SCHOOL	PLANO,TX	103.5
ANGELA	Y	8	F	RICE MIDDLE SCHOOL	PLANO,TX	106.5
BRADY	Z	6	M	RICE MIDDLE SCHOOL	PLANO,TX	93.0
ALEX	F	8	M	ROBINSON MIDDLE SCHOOL	PLANO,TX	100.5
ALEX	N	8	M	ROBINSON MIDDLE SCHOOL	PLANO,TX	117.0
AMY	G	8	F	SCHIMELPFENIG MIDDLE SCHOOL	PLANO,TX	94.5
BRETT	H	8	U	SCHIMELPFENIG MIDDLE SCHOOL	PLANO,TX	108.0
INBAR	L	8	F	SCHIMELPFENIG MIDDLE SCHOOL	PLANO,TX	111.0
WILLIAM	O	8	M	SCHIMELPFENIG MIDDLE SCHOOL	PLANO,TX	91.5
BENNETT	R	6	M	SCHIMELPFENIG MIDDLE SCHOOL	PLANO,TX	93.0
BERKLEY	Y	8	M	SCHIMELPFENIG MIDDLE SCHOOL	PLANO,TX	105.0

### Achievement Roll in US and Canada – Page 43

First Name	Last Initial	Grade	Gender	School	City,State	Score
LOGAN	L	8	M	ST MARK'S SCHOOL-TEXAS	DALLAS,TX	100.5
SARAH	C	8	U	ST. JOHN'S SCHOOL	HOUSTON,TX	90.0
JENNY	G	8	F	ST. JOHN'S SCHOOL	HOUSTON,TX	93.0
ANSH	J	8	M	TAYS JUNIOR HIGH	KATY,TX	96.0
JOSHUA	K	8	M	TAYS JUNIOR HIGH	KATY,TX	99.0
DAVID	H	8	M	THE WOODLANDS COLLEGE PARK HS	THE WOODLANDS,TX	138.0
JACOB	D	7	M	TRINITY VALLEY SCHOOL	FORT WORTH,TX	136.5
MICHAEL	S	7	M	TRINITY VALLEY SCHOOL	FORT WORTH,TX	105.0
NIR	E	8	M	UNIVERSITY OF TEXAS AT AUSTIN	AUSTIN,TX	102.0
ANDREW	J	7	M	UNIVERSITY OF TEXAS AT AUSTIN	AUSTIN,TX	129.0
IJAY	N	8	U	UNIVERSITY OF TEXAS AT AUSTIN	AUSTIN,TX	96.0
SAMUEL	T	8	U	UNIVERSITY OF TEXAS AT AUSTIN	AUSTIN,TX	114.0
JUSTIN	X	8	M	UNIVERSITY OF TEXAS AT AUSTIN	AUSTIN,TX	150.0
KEVIN	X	6	M	UNIVERSITY OF TEXAS AT AUSTIN	AUSTIN,TX	97.5
ALEXANDER	Y	8	M	UNIVERSITY OF TEXAS AT AUSTIN	AUSTIN,TX	150.0
ARYAN	A	8	M	UNIVERSITY OF TEXAS AT DALLAS	RICHARDSON,TX	99.0
SANJANA	K	7	F	UNIVERSITY OF TEXAS AT DALLAS	RICHARDSON,TX	96.0
ARJUN	V	7	M	UNIVERSITY OF TEXAS AT DALLAS	RICHARDSON,TX	99.0
JEREMY	Y	7	U	UNIVERSITY OF TEXAS AT DALLAS	RICHARDSON,TX	111.0
ALTON	S	8	M	WEST RIDGE MIDDLE SCHOOL	AUSTIN,TX	94.5
CHRISTOPER	W	7	M	WEST RIDGE MIDDLE SCHOOL	AUSTIN,TX	133.5
XUECHEN	Y	8	F	WEST RIDGE MIDDLE SCHOOL	AUSTIN,TX	90.0
TATIANA	V	7	F	WESTBROOK INTERMEDIATE SCHOOL	FRIENDSWOOD,TX	96.0
RICHARD	X	7	M	WESTBROOK INTERMEDIATE SCHOOL	FRIENDSWOOD,TX	100.5
ARIANNA	Z	8	F	WESTBURY CHRISTIAN HS	HOUSTON,TX	93.0
MARK	W	8	M	WILLOW SPRINGS MIDDLE SCHOOL	LUCAS,TX	106.5
CALVIN	B	8	M	ROWLAND HALL	SALT LAKE CITY,UT	106.5
ANDREW	Y	8	M	ROWLAND HALL	SALT LAKE CITY,UT	106.5
TARUN	M	8	M	WATERFORD SCHOOL	SANDY,UT	115.5
SANJULA	P	7	F	WEST HS	SALT LAKE CITY,UT	102.0

### Achievement Roll in US and Canada – Page 44

First Name	Last Initial	Grade	Gender	School	City,State	Score
MALAVIKA	S	7	F	WEST HS	SALT LAKE CITY,UT	97.5
ANDREW	K	7	M	ART OF PROBLEM SOLVING ACADEMY	VIENNA,VA	108.0
SRIHAN	K	6	M	ART OF PROBLEM SOLVING ACADEMY	VIENNA,VA	97.5
AUSTIN	F	8	U	BASIS INDEPENDENT MCLEAN	MCLEAN,VA	121.5
JOSHUA	F	8	U	BASIS INDEPENDENT MCLEAN	MCLEAN,VA	132.0
TIMOTHY	M	8	M	BASIS INDEPENDENT MCLEAN	MCLEAN,VA	96.0
PRAVALIKA	P	7	F	BASIS INDEPENDENT MCLEAN	MCLEAN,VA	123.0
ETHAN	Z	6	U	BASIS INDEPENDENT MCLEAN	MCLEAN,VA	132.0
DEREK	D	8	M	CHANTILLY HIGH SCHOOL	CHANTILLY,VA	121.5
SOMASEKHAR	P	8	U	CHANTILLY HIGH SCHOOL	CHANTILLY,VA	96.0
ANNA	Z	8	F	COLLEGE OF WILLIAM AND MARY	WILLIAMSBURG,VA	106.5
IKHLAAS	B	8	U	FCAG-MIDDLE	MCLEAN,VA	91.5
JASON	C	8	M	FCAG-MIDDLE	MCLEAN,VA	109.5
EUGENE	C	8	M	FCAG-MIDDLE	MCLEAN,VA	102.0
ALEXANDER	D	8	M	FCAG-MIDDLE	MCLEAN,VA	103.5
ISHAN	D	8	M	FCAG-MIDDLE	MCLEAN,VA	106.5
RUBAIYA	E	8	F	FCAG-MIDDLE	MCLEAN,VA	109.5
SAMUEL	E	7	M	FCAG-MIDDLE	MCLEAN,VA	90.0
AMBER	G	8	U	FCAG-MIDDLE	MCLEAN,VA	91.5
HELENA	L	8	F	FCAG-MIDDLE	MCLEAN,VA	93.0
PRANEETH	M	8	U	FCAG-MIDDLE	MCLEAN,VA	93.0
DAVID	M	8	M	FCAG-MIDDLE	MCLEAN,VA	94.5
REJAS	R	8	M	FCAG-MIDDLE	MCLEAN,VA	114.0
SHIVAM	S	8	M	FCAG-MIDDLE	MCLEAN,VA	100.5
YASH	S	8	M	FCAG-MIDDLE	MCLEAN,VA	96.0
VARUN	V	8	M	FCAG-MIDDLE	MCLEAN,VA	96.0
LUKE	W	6	M	FCAG-MIDDLE	MCLEAN,VA	117.0
LYNDRINN	Y	8	M	FCAG-MIDDLE	MCLEAN,VA	96.0
ADVAITH	Y	8	M	FCAG-MIDDLE	MCLEAN,VA	97.5
ANKIT	A	7	M	GEORGE H. MOODY MIDDLE SCHOOL	HENRICO,VA	94.5

Achievement Roll in US and Canada – Page 45

First Name	Last Initial	Grade	Gender	School	City,State	Score
CAMERON	S	7	M	GEORGE H. MOODY MIDDLE SCHOOL	HENRICO,VA	108.0
DANIEL	A	8	M	GRASSFIELD ELEMENTARY	CHESAPEAKE,VA	96.0
MICHELLE	K	6	F	HAYCOCK ES	FALLS CHURCH,VA	100.5
SRIKAR	G	8	M	JOYCE KILMER MIDDLE SCHOOL	VIENNA,VA	105.0
DAVID	H	8	M	JOYCE KILMER MIDDLE SCHOOL	VIENNA,VA	96.0
GARRETT	H	7	U	JOYCE KILMER MIDDLE SCHOOL	VIENNA,VA	109.5
LUKE	M	8	M	JOYCE KILMER MIDDLE SCHOOL	VIENNA,VA	90.0
BENJAMIN	Y	8	M	JOYCE KILMER MIDDLE SCHOOL	VIENNA,VA	103.5
SUBIN	Y	7	F	JOYCE KILMER MIDDLE SCHOOL	VIENNA,VA	99.0
DANIEL	Z	8	M	JOYCE KILMER MIDDLE SCHOOL	VIENNA,VA	97.5
ALBERT	Z	7	U	JOYCE KILMER MIDDLE SCHOOL	VIENNA,VA	93.0
VARUN	C	8	M	LONGFELLOW MIDDLE SCHOOL	FALLS CHURCH,VA	100.5
EVANS	C	8	M	LONGFELLOW MIDDLE SCHOOL	FALLS CHURCH,VA	121.5
TAMMY	D	8	F	LONGFELLOW MIDDLE SCHOOL	FALLS CHURCH,VA	93.0
MICHAEL	F	7	M	LONGFELLOW MIDDLE SCHOOL	FALLS CHURCH,VA	103.5
DANIE	F	8	M	LONGFELLOW MIDDLE SCHOOL	FALLS CHURCH,VA	103.5
OTTO	J	8	M	LONGFELLOW MIDDLE SCHOOL	FALLS CHURCH,VA	96.0
CHRISTOPHER	K	8	M	LONGFELLOW MIDDLE SCHOOL	FALLS CHURCH,VA	109.5
JONGYUP	K	8	M	LONGFELLOW MIDDLE SCHOOL	FALLS CHURCH,VA	132.0
ERIC	K	8	U	LONGFELLOW MIDDLE SCHOOL	FALLS CHURCH,VA	120.0
ELAINE	L	7	F	LONGFELLOW MIDDLE SCHOOL	FALLS CHURCH,VA	94.5
JOSHUA	L	8	M	LONGFELLOW MIDDLE SCHOOL	FALLS CHURCH,VA	90.0
EDWIN	L	8	M	LONGFELLOW MIDDLE SCHOOL	FALLS CHURCH,VA	132.0
TRIS AN	M	8	M	LONGFELLOW MIDDLE SCHOOL	FALLS CHURCH,VA	108.0
DANIEL	P	8	U	LONGFELLOW MIDDLE SCHOOL	FALLS CHURCH,VA	138.0
ALAN	Q	8	M	LONGFELLOW MIDDLE SCHOOL	FALLS CHURCH,VA	99.0
OWEN	R	7	M	LONGFELLOW MIDDLE SCHOOL	FALLS CHURCH,VA	99.0
AUSTIN	S	8	M	LONGFELLOW MIDDLE SCHOOL	FALLS CHURCH,VA	144.0
LAWRENCE	S	8	M	LONGFELLOW MIDDLE SCHOOL	FALLS CHURCH,VA	139.5
DANIEL	S	8	M	LONGFELLOW MIDDLE SCHOOL	FALLS CHURCH,VA	105.0



### Achievement Roll in US and Canada – Page 46

First Name	Last Initial	Grade	Gender	School	City,State	Score
LILLIAN	S	7	F	LONGFELLOW MIDDLE SCHOOL	FALLS CHURCH,VA	115.5
ELIZABETH	S	8	F	LONGFELLOW MIDDLE SCHOOL	FALLS CHURCH,VA	100.5
CAROLINE	S	8	F	LONGFELLOW MIDDLE SCHOOL	FALLS CHURCH,VA	94.5
OLIVER	T	7	M	LONGFELLOW MIDDLE SCHOOL	FALLS CHURCH,VA	94.5
SUMMER	W	8	F	LONGFELLOW MIDDLE SCHOOL	FALLS CHURCH,VA	109.5
JASON	W	8	M	LONGFELLOW MIDDLE SCHOOL	FALLS CHURCH,VA	97.5
SAMUEL	W	6	M	LONGFELLOW MIDDLE SCHOOL	FALLS CHURCH,VA	144.0
CHARLES	W	8	M	LONGFELLOW MIDDLE SCHOOL	FALLS CHURCH,VA	90.0
WINSTON	Y	8	M	LONGFELLOW MIDDLE SCHOOL	FALLS CHURCH,VA	100.5
ERIC	Y	8	M	LONGFELLOW MIDDLE SCHOOL	FALLS CHURCH,VA	109.5
SARAH	Z	8	F	LONGFELLOW MIDDLE SCHOOL	FALLS CHURCH,VA	90.0
KEVIN	Z	8	M	LONGFELLOW MIDDLE SCHOOL	FALLS CHURCH,VA	135.0
ANAN	A	7	M	NYSMITH SCHOOL FOR THE GIFTED	HERNDON,VA	97.5
ANURAAG	K	8	M	NYSMITH SCHOOL FOR THE GIFTED	HERNDON,VA	114.0
WHITMAN	O	8	M	NYSMITH SCHOOL FOR THE GIFTED	HERNDON,VA	94.5
YUVRAJ	S	8	M	NYSMITH SCHOOL FOR THE GIFTED	HERNDON,VA	109.5
ZANI	X	6	M	NYSMITH SCHOOL FOR THE GIFTED	HERNDON,VA	108.0
SEUNGWAN	S	8	M	PAUL VI HIGH SCHOOL	FAIRFAX,VA	96.0
RAGHAV	K	8	M	RIVER BEND MIDDLE SCHOOL	STERLING,VA	102.0
VIRAJ	B	8	M	ROCK RIDGE HIGH SCHOOL	ASHBURN,VA	91.5
UDBHAV	M	8	M	ROCK RIDGE HIGH SCHOOL	ASHBURN,VA	111.0
DHRUV	A	7	U	ROCKY RUN MIDDLE SCHOOL	CHANTILLY,VA	114.0
AARAV	B	7	M	ROCKY RUN MIDDLE SCHOOL	CHANTILLY,VA	126.0
SUBHIKSHA	B	8	F	ROCKY RUN MIDDLE SCHOOL	CHANTILLY,VA	91.5
TIFFANY	C	8	F	ROCKY RUN MIDDLE SCHOOL	CHANTILLY,VA	91.5
JANICE	G	8	F	ROCKY RUN MIDDLE SCHOOL	CHANTILLY,VA	100.5
NILIMA	K	7	F	ROCKY RUN MIDDLE SCHOOL	CHANTILLY,VA	94.5
VAGUL	M	8	M	ROCKY RUN MIDDLE SCHOOL	CHANTILLY,VA	111.0
AMELIA	U	8	F	ST CATHERINES SCHOOL	RICHMOND,VA	93.0
EZEKIEL	M	8	M	GREEN MOUNTAIN COLLEGE	POULTNEY,VT	93.0

**Achievement Roll in US and Canada – Page 47**

<b>First Name</b>	<b>Last Initial</b>	<b>Grade</b>	<b>Gender</b>	<b>School</b>	<b>City,State</b>	<b>Score</b>
JOY	A	6	F	BELLEVUE HIGH SCHOOL	BELLEVUE,WA	138.0
JIA XUAN	C	6	U	BELLEVUE HIGH SCHOOL	BELLEVUE,WA	102.0
ANNE	G	8	F	BELLEVUE HIGH SCHOOL	BELLEVUE,WA	102.0
KENNETH	M	8	U	BELLEVUE HIGH SCHOOL	BELLEVUE,WA	103.5
ALICIA	Z	7	F	BELLEVUE HIGH SCHOOL	BELLEVUE,WA	126.0
LINC N	G	7	M	KING'S JUNIOR HIGH SCHOOL	SEATTLE,WA	91.5
BRANDON	C	8	M	LAKESIDE HIGH SCHOOL	SEATTLE,WA	144.0
WILLIAM	F	6	M	LAKESIDE HIGH SCHOOL	SEATTLE,WA	96.0
CHARLES	G	8	M	LAKESIDE HIGH SCHOOL	SEATTLE,WA	139.5
LUCAS	H	7	M	LAKESIDE HIGH SCHOOL	SEATTLE,WA	94.5
JA ES	J	8	M	LAKESIDE HIGH SCHOOL	SEATTLE,WA	99.0
SIMON	K	8	M	LAKESIDE HIGH SCHOOL	SEATTLE,WA	96.0
BELLE	P	8	F	LAKESIDE HIGH SCHOOL	SEATTLE,WA	103.5
PATRICK	P	8	M	LAKESIDE HIGH SCHOOL	SEATTLE,WA	139.5
ESSICA	W	6	F	LAKESIDE HIGH SCHOOL	SEATTLE,WA	126.0
RAINA	W	6	F	LAKESIDE HIGH SCHOOL	SEATTLE,WA	91.5
SCOTT	W	8	M	LAKESIDE HIGH SCHOOL	SEATTLE,WA	123.0
DYLAN	X	7	M	LAKESIDE HIGH SCHOOL	SEATTLE,WA	130.5
GENE	Y	6	M	LAKESIDE HIGH SCHOOL	SEATTLE,WA	100.5
EDWARD	Y	6	U	LAKESIDE HIGH SCHOOL	SEATTLE,WA	132.0
SALLY	Z	8	F	LAKESIDE HIGH SCHOOL	SEATTLE,WA	93.0
LUAI	A	8	M	SHAHALA MIDDLE SCHOOL	VANCOUVER,WA	96.0
NATHANIEL	J	8	U	SHAHALA MIDDLE SCHOOL	VANCOUVER,WA	96.0
FAHMID	R	8	U	SHAHALA MIDDLE SCHOOL	VANCOUVER,WA	120.0
JUSTIN	X	7	M	SHAHALA MIDDLE SCHOOL	VANCOUVER,WA	103.5
MARIAH	P	7	F	THE EVERGREEN SCHOOL	SHORELINE,WA	96.0
MARIAH	P	7	F	THE EVERGREEN SCHOOL	SHORELINE,WA	96.0
CHUANJIE	J	7	M	EAGLE SCHOOL	MADISON,WI	91.5
FRANK	L	8	M	JAMES MADISON MEMORIAL HS	MADISON,WI	123.0
MICHAEL	Y	8	M	JAMES MADISON MEMORIAL HS	MADISON,WI	106.5

Achievement Roll in US and Canada – Page 48

First Name	Last Initial	Grade	Gender	School	City,State	Score
AASHAY	M	7	M	WISCONSIN HILLS MID	BROOKFIELD,WI	99
KEVIN	N	7	M	WISCONSIN HILLS MID	BROOKFIELD,WI	90
PETER	L	8	M	MORGANTOWN HS	MORGANTOWN,WV	117

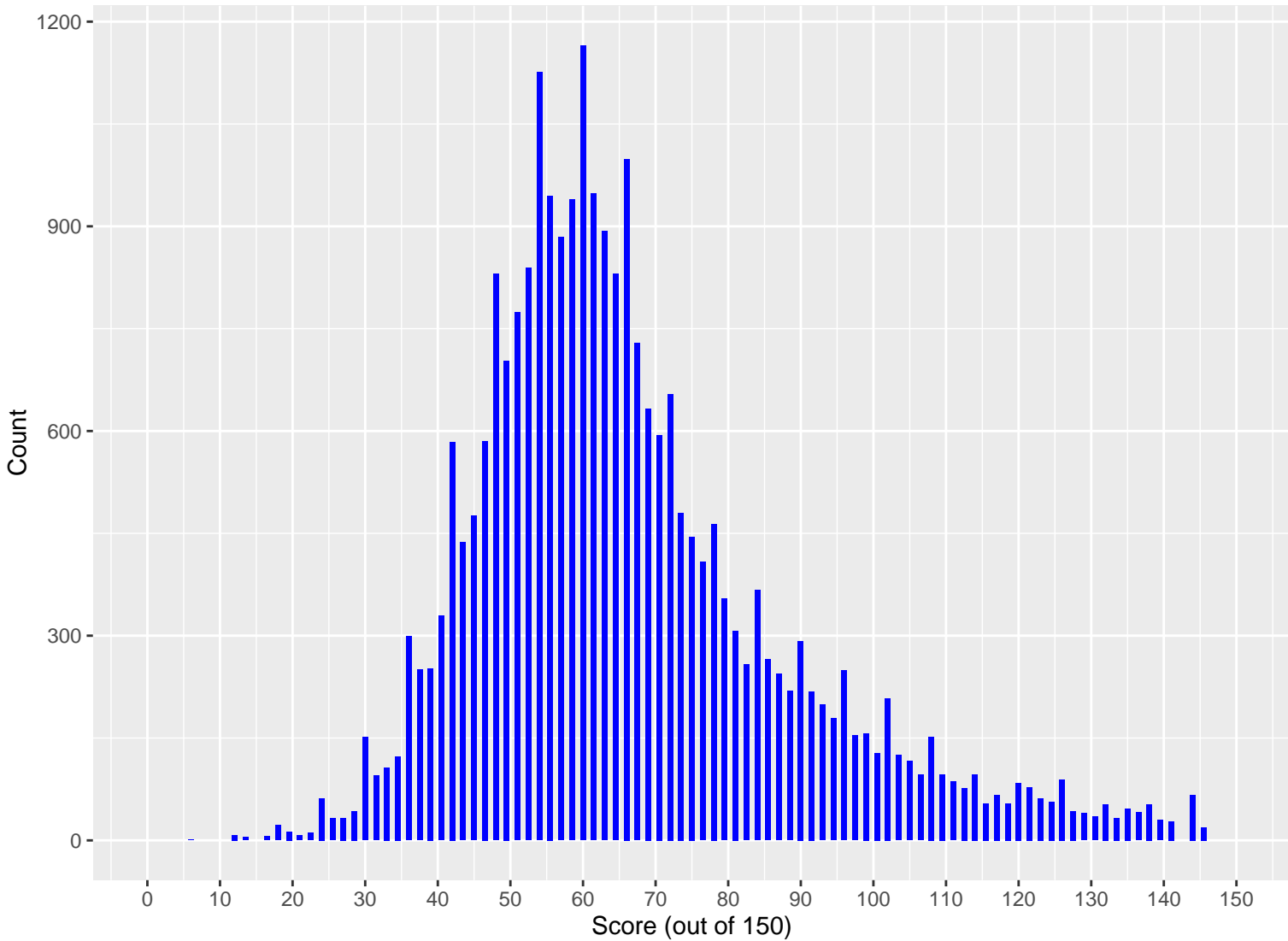
## State Summaries

State	Number of Students	Mean	Median	Top 1% Score	Top 5% Score	Top 10% Score	Top 25% Score
AK	45	54.1	54.0	76.5	70.5	69.00	63.00
AL	267	62.3	60.0	129.0	99.0	90.00	73.50
AR	22	54.1	55.5	73.5	64.5	64.50	60.00
AZ	430	59.3	55.5	135.0	108.0	89.25	66.00
CA	4410	70.6	66.0	138.0	118.5	105.00	82.50
CO	219	66.3	61.5	136.5	109.5	99.00	76.50
CT	1108	60.8	58.5	112.5	93.0	82.50	69.00
DC	48	54.6	57.0	75.0	70.5	69.00	62.25
DE	234	56.5	54.0	115.5	88.5	73.50	63.00
FL	854	69.7	66.0	135.0	115.5	102.00	81.00
GA	462	68.2	64.5	130.5	106.5	96.00	79.50
HI	323	59.6	58.5	102.0	84.0	76.50	67.50
IA	146	59.1	55.5	123.0	93.0	79.50	63.00
ID	49	59.0	57.0	115.5	90.0	79.50	63.00
IL	736	72.5	67.5	139.5	121.5	105.00	84.00
IN	465	63.3	58.5	144.0	120.0	90.00	67.50
KS	134	65.7	61.5	133.5	105.0	93.00	73.50
KY	181	62.6	57.0	132.0	111.0	100.50	70.50
LA	86	53.7	52.5	144.0	82.5	72.00	61.50
MA	1325	72.8	66.0	144.0	124.5	109.50	87.00
MD	274	70.7	66.0	132.0	109.5	102.00	84.00
ME	25	60.4	55.5	106.5	97.5	93.00	69.00
MI	374	66.5	60.0	144.0	120.0	97.50	75.00
MN	315	63.4	60.0	141.0	105.0	90.00	69.00
MO	359	60.5	57.0	133.5	102.0	85.50	69.00

## State Summaries

State	Number of Students	Mean	Median	Top 1% Score	Top 5% Score	Top 10% Score	Top 25% Score
MS	141	53.1	49.50	121.5	88.5	73.5	58.50
MT	117	54.0	54.00	81.0	70.5	67.5	61.50
NC	683	64.9	61.50	144.0	108.0	93.0	73.50
ND	77	56.6	57.00	88.5	73.5	69.0	63.00
NE	152	61.6	58.50	115.5	91.5	79.5	69.00
NH	361	58.7	54.00	132.0	109.5	84.0	66.00
NJ	1292	71.2	66.00	144.0	120.0	102.0	82.50
NM	53	67.0	64.50	150.0	96.0	93.0	78.00
NV	110	79.0	72.75	150.0	132.0	118.5	94.50
NY	2110	64.8	61.50	126.0	102.0	90.0	73.50
OH	714	58.8	57.00	112.5	90.0	78.0	66.00
OK	29	63.1	63.00	138.0	76.5	75.0	66.00
OR	169	76.5	67.50	144.0	138.0	123.0	90.00
PA	1281	60.7	58.50	123.0	94.5	84.0	67.50
RI	82	64.0	60.75	121.5	105.0	93.0	75.00
SC	202	58.3	55.50	132.0	85.5	75.0	66.00
SD	78	56.8	52.50	135.0	100.5	88.5	61.50
TN	496	59.1	57.00	111.0	90.0	79.5	66.00
TX	1620	69.8	64.50	139.5	120.0	102.0	79.50
UT	147	65.8	61.50	129.0	121.5	105.0	76.50
VA	819	70.4	66.00	141.0	117.0	103.5	81.00
VT	44	68.3	64.50	133.5	102.0	91.5	77.25
WA	952	70.5	66.00	138.0	121.5	102.0	81.75
WI	169	63.9	58.50	135.0	109.5	87.0	73.50
WV	27	58.3	54.00	126.0	111.0	72.0	66.00

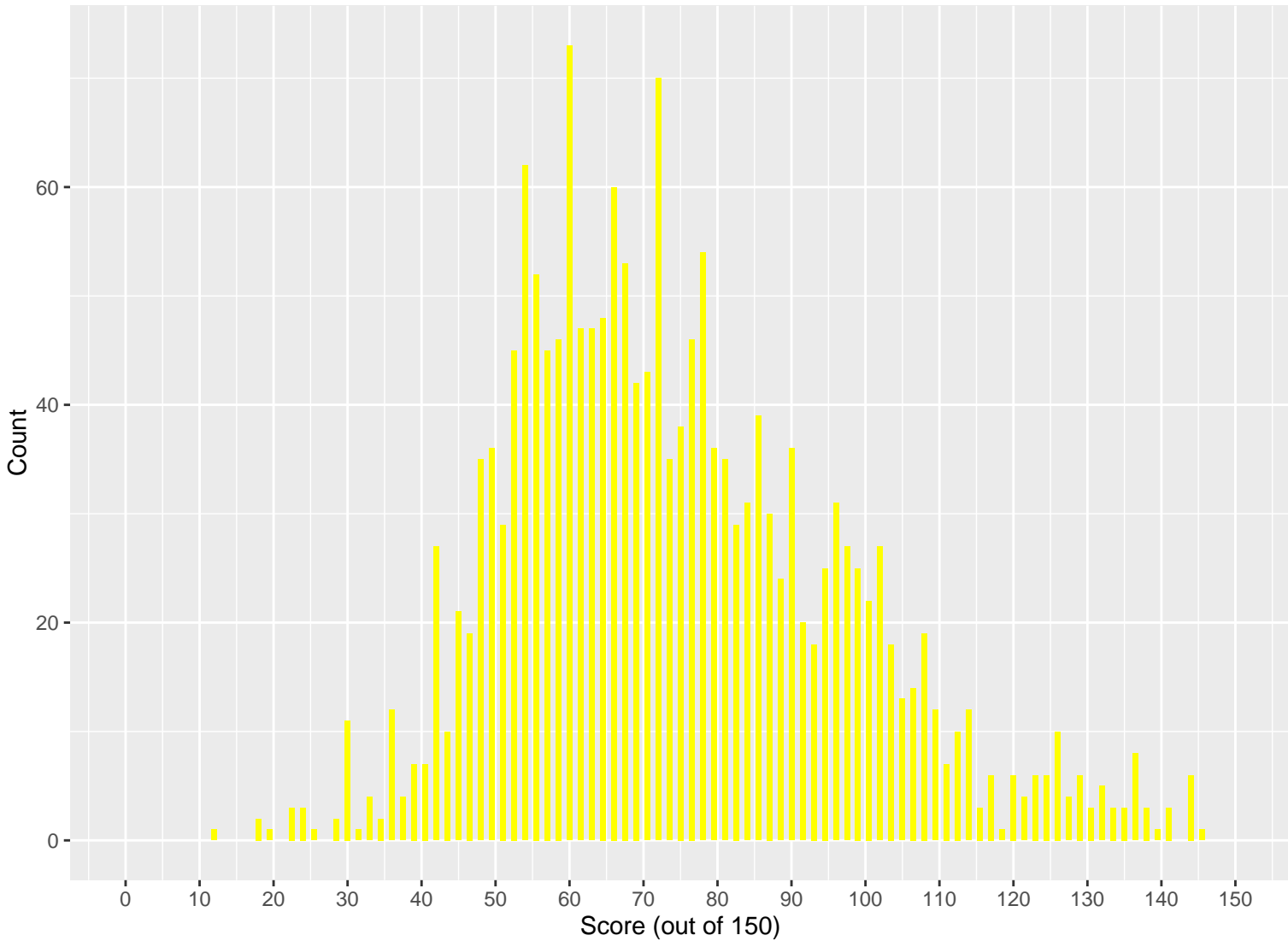
Score Distribution for US & Canada



Summary Statistics

Number of Students	Mean	Median	Top 1% Score	Top 5% Score	Top 10% Score	Top 25% Score
25957	66.5	61.5	138	111	96	76.5

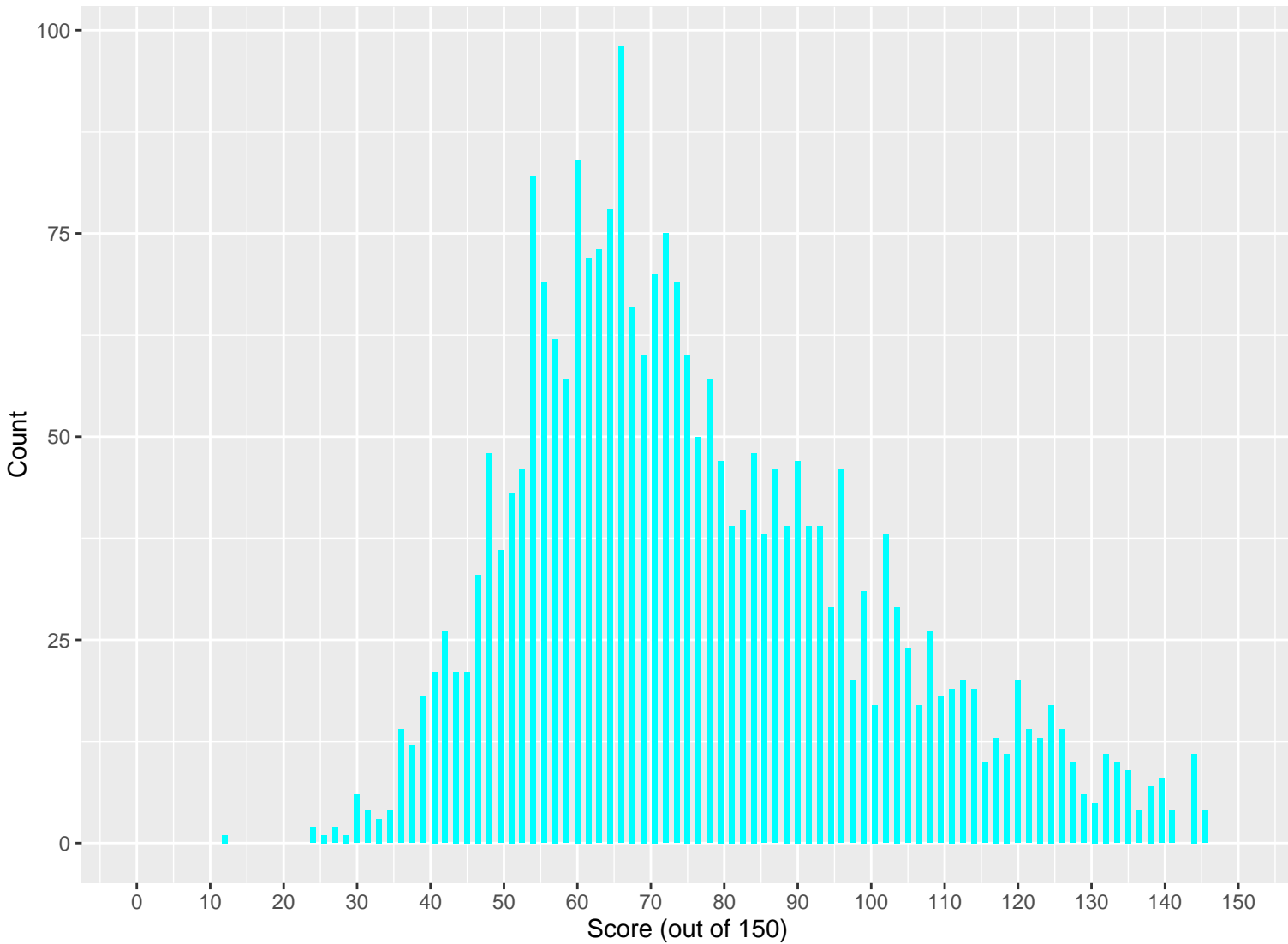
Score Distribution for Students Below Grade 8



Summary Statistics for Students Below Grade 8

Number of Students	Mean	Median	Top 1% Score	Top 5% Score	Top 10% Score	Top 25% Score
1799	74.4	70.5	139.5	117	105	88.5

## Score Distribution for Grade 8 Students

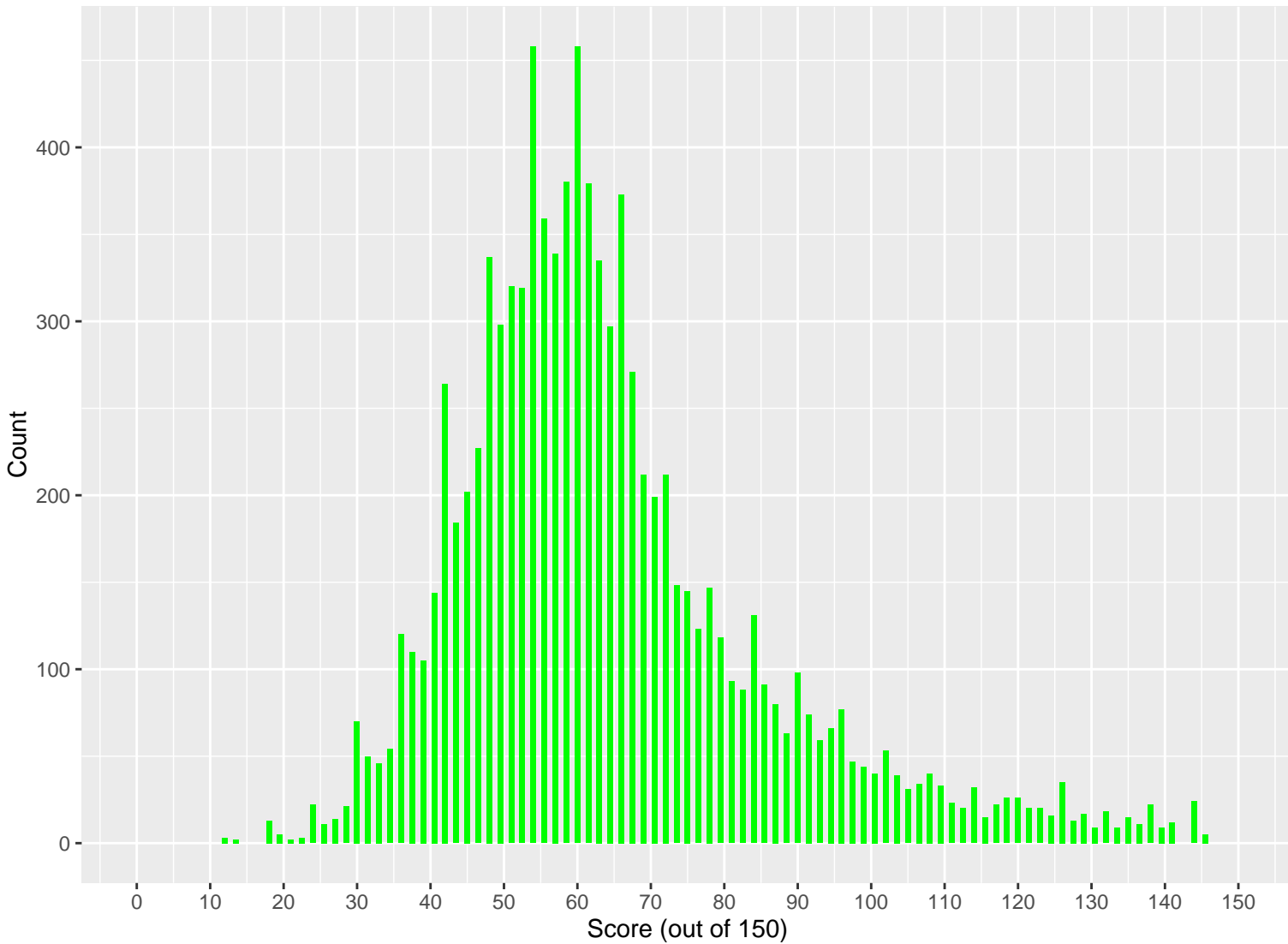


## Summary Statistics for Students in Grade 8

Number of Students	Mean	Median	Top 1% Score	Top 5% Score	Top 10% Score	Top 25% Score
2531	76.5	72	141	124.5	111	91.5



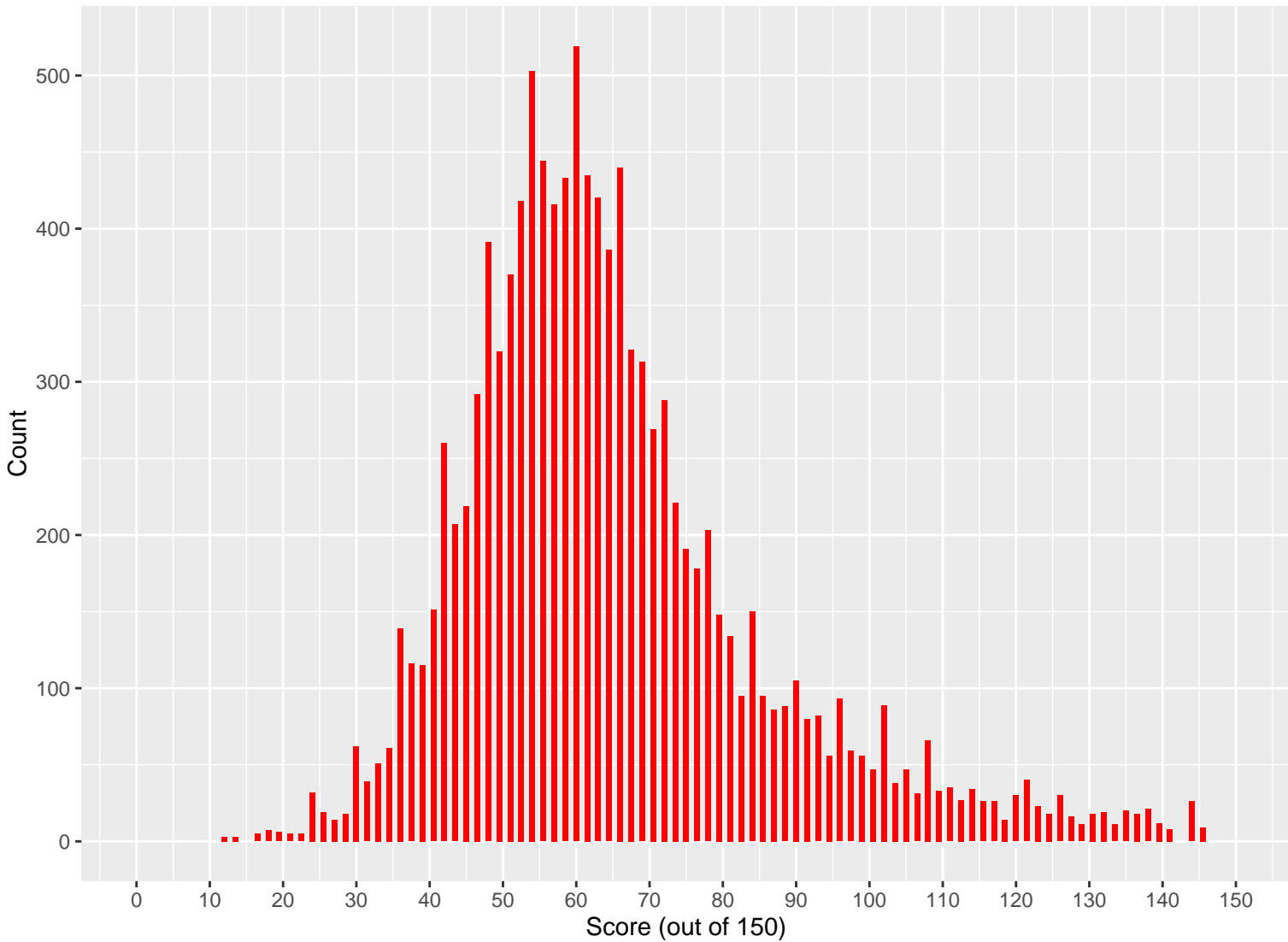
## Score Distribution for Grade 9 Students



## Summary Statistics for Students in Grade 9

Number of Students	Mean	Median	Top 1% Score	Top 5% Score	Top 10% Score	Top 25% Score
9618	64.5	60	136.5	108	93	72

## Score Distribution for Grade 10 Students



## Summary Statistics for Students in Grade 10

Number of Students	Mean	Median	Top 1% Score	Top 5% Score	Top 10% Score	Top 25% Score
11508	65.1	61.5	136.5	108	93	73.5

Achievement Roll in US and Canada – Page 1

First Name	Last Initial	Grade	Gender	School	City,State	Score
JUSTIN	P	6	M	BOB JONES HIGH SCHOOL	MADISON,AL	109.5
JASON	H	8	M	LOUIS PIZITZ MS	VESTAVIA HILLS,AL	99.0
JAMES	S	7	M	LOUIS PIZITZ MS	VESTAVIA HILLS,AL	97.5
VIVEK	C	8	M	BASIS CHANDLER	CHANDLER,AZ	132.0
MICHAEL	C	8	M	BASIS CHANDLER	CHANDLER,AZ	109.5
KAREN	C	7	F	BASIS CHANDLER	CHANDLER,AZ	103.5
JAEHYUNG	L	7	U	BASIS CHANDLER	CHANDLER,AZ	93.0
AGUSTYA	M	8	M	BASIS CHANDLER	CHANDLER,AZ	97.5
SIVA	B	8	M	BASIS SCOTTSDALE	SCOTTSDALE,AZ	100.5
LOGAN	L	8	M	BASIS SCOTTSDALE	SCOTTSDALE,AZ	121.5
WESLEY	P	7	U	BASIS SCOTTSDALE	SCOTTSDALE,AZ	109.5
ROSHAN	P	8	M	BASIS SCOTTSDALE	SCOTTSDALE,AZ	121.5
KISHORE	R	8	M	BASIS SCOTTSDALE	SCOTTSDALE,AZ	138.0
NIKHIL	S	8	U	BASIS SCOTTSDALE	SCOTTSDALE,AZ	120.0
CHANG	X	8	U	HIGHLAND LAKES SCHOOL	GLENDALE,AZ	118.5
HONGYI	C	8	M	LANGARA COLLEGE	VANCOUVER,BC	123.0
MICHAEL	H	8	M	LANGARA COLLEGE	VANCOUVER,BC	135.0
LEHANG	L	6	M	LANGARA COLLEGE	VANCOUVER,BC	112.5
ZICHAO	S	8	M	WALNUT GROVE SS	LANGLEY,BC	100.5
HANNA	C	7	F	AMADOR VALLEY HIGH SCHOOL	PLEASANTON,CA	97.5
DAVID	F	8	M	AMADOR VALLEY HIGH SCHOOL	PLEASANTON,CA	145.5
JEFFREY	H	8	M	AMADOR VALLEY HIGH SCHOOL	PLEASANTON,CA	91.5
NICHOLAS	J	8	U	AMADOR VALLEY HIGH SCHOOL	PLEASANTON,CA	106.5
PHILIP	K	8	M	AMADOR VALLEY HIGH SCHOOL	PLEASANTON,CA	91.5
VEDANT	K	8	M	AMADOR VALLEY HIGH SCHOOL	PLEASANTON,CA	96.0
JUSTIN	L	6	M	AMADOR VALLEY HIGH SCHOOL	PLEASANTON,CA	145.5
DANIEL	L	6	M	AMADOR VALLEY HIGH SCHOOL	PLEASANTON,CA	115.5
SUSAN	Z	8	U	AMADOR VALLEY HIGH SCHOOL	PLEASANTON,CA	97.5
JOCELYN	Z	8	U	AMADOR VALLEY HIGH SCHOOL	PLEASANTON,CA	103.5
NEIL	S	7	M	AMERICAN INST OF MATH DIRECTOR'S CIR	MORGAN HILL,CA	102.0

Achievement Roll in US and Canada – Page 2

First Name	Last Initial	Grade	Gender	School	City,State	Score
CHOI	J	6	F	ARNOLD O BECKMAN HIGH SCHOOL	IRVINE,CA	96.0
DUSTIN	K	8	M	ARNOLD O BECKMAN HIGH SCHOOL	IRVINE,CA	91.5
ADITYA	K	8	U	ARNOLD O BECKMAN HIGH SCHOOL	IRVINE,CA	96.0
MATTHEW	L	7	M	ARNOLD O BECKMAN HIGH SCHOOL	IRVINE,CA	91.5
NICHOLAS	O	8	U	ARNOLD O BECKMAN HIGH SCHOOL	IRVINE,CA	99.0
ANDREW	P	7	U	ARNOLD O BECKMAN HIGH SCHOOL	IRVINE,CA	141.0
SANGHO	P	8	M	ARNOLD O BECKMAN HIGH SCHOOL	IRVINE,CA	105.0
CATHY	C	8	F	BASIS INDEPENDENT SILICON VALLEY	SAN JOSE,CA	96.0
ALAN	L	8	U	BASIS INDEPENDENT SILICON VALLEY	SAN JOSE,CA	126.0
ANDY	L	8	U	BASIS INDEPENDENT SILICON VALLEY	SAN JOSE,CA	108.0
SIDDARTH	M	7	U	BASIS INDEPENDENT SILICON VALLEY	SAN JOSE,CA	93.0
SIDDHARTH	S	8	U	BASIS INDEPENDENT SILICON VALLEY	SAN JOSE,CA	117.0
ALBERT	T	7	U	BASIS INDEPENDENT SILICON VALLEY	SAN JOSE,CA	94.5
ADAM	T	7	M	BASIS INDEPENDENT SILICON VALLEY	SAN JOSE,CA	127.5
ETHAN	W	7	M	BASIS INDEPENDENT SILICON VALLEY	SAN JOSE,CA	99.0
WILLIAM	W	8	M	BASIS INDEPENDENT SILICON VALLEY	SAN JOSE,CA	102.0
MICHAEL	X	7	U	BASIS INDEPENDENT SILICON VALLEY	SAN JOSE,CA	91.5
ALAN	Z	8	M	BASIS INDEPENDENT SILICON VALLEY	SAN JOSE,CA	111.0
AVMAN	A	6	U	BAYSIDE STEM ACADEMY	SAN MATEO,CA	99.0
ANDREW	C	8	M	BAYSIDE STEM ACADEMY	SAN MATEO,CA	103.5
ROHAN	K	7	M	BAYSIDE STEM ACADEMY	SAN MATEO,CA	108.0
TRISTAN	L	7	M	BAYSIDE STEM ACADEMY	SAN MATEO,CA	109.5
JESSICA	Z	8	U	BAYSIDE STEM ACADEMY	SAN MATEO,CA	120.0
BRYCE	L	8	M	BEACH CITIES SOUTH BAY MATH CIRCLE	CARSON,CA	94.5
MICHAEL	Z	7	M	BEACH CITIES SOUTH BAY MATH CIRCLE	CARSON,CA	135.0
HENRY	W	7	U	BLACH MIDDLE SCHOOL	LOS ALTOS,CA	136.5
OMKAAR	K	8	U	BLACK MOUNTAIN MIDDLE SCHOOL	SAN DIEGO,CA	93.0
AUSTIN	L	8	M	BLACK MOUNTAIN MIDDLE SCHOOL	SAN DIEGO,CA	106.5
DANA	N	8	U	BLACK MOUNTAIN MIDDLE SCHOOL	SAN DIEGO,CA	135.0
NICOLE	N	8	F	BLACK MOUNTAIN MIDDLE SCHOOL	SAN DIEGO,CA	139.5

**Achievement Roll in US and Canada – Page 3**

<b>First Name</b>	<b>Last Initial</b>	<b>Grade</b>	<b>Gender</b>	<b>School</b>	<b>City,State</b>	<b>Score</b>
PHILLIP	J	8	M	CAL STATE UNIVERSITY LOS ANGELES	LOS ANGELES,CA	90.0
ERIC	B	7	M	CALIFORNIA BAPTIST UNIVERSITY	RIVERSIDE,CA	102.0
NATHANIEL	L	8	U	CALIFORNIA BAPTIST UNIVERSITY	RIVERSIDE,CA	103.5
MAJOR	Y	8	M	CALIFORNIA BAPTIST UNIVERSITY	RIVERSIDE,CA	99.0
ALEX	D	8	M	CALIFORNIA STATE UNIVERSITY	FULLERTON,CA	99.0
KEVIN	D	8	M	CALIFORNIA STATE UNIVERSITY	FULLERTON,CA	126.0
ANTHONY	G	8	M	CALIFORNIA STATE UNIVERSITY	FULLERTON,CA	93.0
KRISTINE	L	6	F	CALIFORNIA STATE UNIVERSITY	FULLERTON,CA	90.0
ANTHONY	T	8	M	CALIFORNIA STATE UNIVERSITY	FULLERTON,CA	118.5
ALEX	Y	8	M	CALIFORNIA STATE UNIVERSITY	FULLERTON,CA	106.5
HENRY	Z	8	M	CALIFORNIA STATE UNIVERSITY	FULLERTON,CA	133.5
HANNAH	Z	8	F	CALIFORNIA STATE UNIVERSITY	FULLERTON,CA	99.0
EDWARD	L	8	M	CAMPOLINDO HIGH SCHOOL	MORAGA,CA	108.0
ANKIT	B	8	M	CANYON CREST ACADEMY	SAN DIEGO,CA	124.5
TORREY	D	8	M	CANYON CREST ACADEMY	SAN DIEGO,CA	108.0
IRENE	H	8	F	CANYON CREST ACADEMY	SAN DIEGO,CA	105.0
ANISH	J	7	M	CANYON CREST ACADEMY	SAN DIEGO,CA	100.5
ANDREW	J	8	M	CANYON CREST ACADEMY	SAN DIEGO,CA	124.5
ADAM	K	8	M	CANYON CREST ACADEMY	SAN DIEGO,CA	103.5
DANIEL	L	8	M	CANYON CREST ACADEMY	SAN DIEGO,CA	91.5
DEREK	L	6	M	CANYON CREST ACADEMY	SAN DIEGO,CA	136.5
JASON	L	7	U	CANYON CREST ACADEMY	SAN DIEGO,CA	100.5
BENJAMIN	L	8	U	CANYON CREST ACADEMY	SAN DIEGO,CA	126.0
EDDIE	Q	6	M	CANYON CREST ACADEMY	SAN DIEGO,CA	126.0
EVAN	R	8	M	CANYON CREST ACADEMY	SAN DIEGO,CA	115.5
ELDEN	R	8	U	CANYON CREST ACADEMY	SAN DIEGO,CA	112.5
NICHOLAS	S	7	M	CANYON CREST ACADEMY	SAN DIEGO,CA	114.0
VIVEK	V	8	M	CANYON CREST ACADEMY	SAN DIEGO,CA	102.0
JEFFREY	W	8	M	CANYON CREST ACADEMY	SAN DIEGO,CA	100.5
CHRISTINE	Y	7	F	CANYON CREST ACADEMY	SAN DIEGO,CA	100.5

Achievement Roll in US and Canada – Page 4

First Name	Last Initial	Grade	Gender	School	City,State	Score
ANDR W	Z	7	M	CANYON CREST ACADEMY	SAN DIEGO,CA	90.0
HANNAH	Z	8	F	CANYON CREST ACADEMY	SAN DIEGO,CA	129.0
KENNETH	Z	7	M	CANYON CREST ACADEMY	SAN DIEGO,CA	97.5
STEPHEN	Z	7	M	CANYON CREST ACADEMY	SAN DIEGO,CA	97.5
MICHAEL	H	7	M	CARDINAL NEWMAN HS	SANTA ROSA,CA	94.5
VIVEK	A	7	M	CARMEL VALLEY MIDDLE SCHOOL	SAN DIEGO,CA	96.0
JACK	C	7	M	CARMEL VALLEY MIDDLE SCHOOL	SAN DIEGO,CA	91.5
DAVID	H	8	M	CARMEL VALLEY MIDDLE SCHOOL	SAN DIEGO,CA	99.0
SAEJI	H	8	U	CARMEL VALLEY MIDDLE SCHOOL	SAN DIEGO,CA	108.0
EDWARD	J	8	M	CARMEL VALLEY MIDDLE SCHOOL	SAN DIEGO,CA	106.5
EMILY	K	8	U	CARMEL VALLEY MIDDLE SCHOOL	SAN DIEGO,CA	103.5
LUCAS	L	8	M	CARMEL VALLEY MIDDLE SCHOOL	SAN DIEGO,CA	106.5
JEFF	R	8	U	CARMEL VALLEY MIDDLE SCHOOL	SAN DIEGO,CA	93.0
MAGGIE	Y	7	F	CARMEL VALLEY MIDDLE SCHOOL	SAN DIEGO,CA	97.5
ESPEN	S	6	M	CASTRO VALLEY HIGH SCHOOL	CASTRO VALLEY,CA	114.0
RALPH	C	7	M	CHABOYA MIDDLE SCHOOL	SAN JOSE,CA	136.5
ALEX	G	7	M	CHABOYA MIDDLE SCHOOL	SAN JOSE,CA	132.0
ALLEN	M	8	M	CHABOYA MIDDLE SCHOOL	SAN JOSE,CA	105.0
BRIAN	N	8	U	CHABOYA MIDDLE SCHOOL	SAN JOSE,CA	91.5
JESSICA	Q	7	U	CHABOYA MIDDLE SCHOOL	SAN JOSE,CA	93.0
ETHA N	F	7	M	CHADWICK SCHOOL	PALOS VERDES PEN,CA	90.0
BENJAMIN	L	8	U	CREAN LUTHERAN CHRISTIAN SCHOOL	IRVINE,CA	100.5
SUSHANTH	S	7	M	CREAN LUTHERAN CHRISTIAN SCHOOL	IRVINE,CA	124.5
PARTH	A	8	M	CUPERTINO MIDDLE SCHOOL	SUNNYVALE,CA	111.0
WILLIAM	C	7	M	CUPERTINO MIDDLE SCHOOL	SUNNYVALE,CA	90.0
SIYONG	H	8	U	CUPERTINO MIDDLE SCHOOL	SUNNYVALE,CA	102.0
ARYAN	K	8	M	CUPERTINO MIDDLE SCHOOL	SUNNYVALE,CA	106.5
NILAY	M	6	M	CUPERTINO MIDDLE SCHOOL	SUNNYVALE,CA	141.0
SOHOM	R	8	M	CUPERTINO MIDDLE SCHOOL	SUNNYVALE,CA	91.5
JOSH	S	8	M	CUPERTINO MIDDLE SCHOOL	SUNNYVALE,CA	109.5

### Achievement Roll in US and Canada – Page 5

First Name	Last Initial	Grade	Gender	School	City,State	Score
KATY	T	8	U	CUPERTINO MIDDLE SCHOOL	SUNNYVALE,CA	109.5
RICHARD	W	8	M	CUPERTINO MIDDLE SCHOOL	SUNNYVALE,CA	120.0
ERIC	Z	8	U	CUPERTINO MIDDLE SCHOOL	SUNNYVALE,CA	117.0
WARRICK	H	8	M	DIAMOND BAR HIGH SCHOOL	DIAMOND BAR,CA	96.0
RISHA	C	8	F	DOUGHERTY VALLEY HIGH SCHOOL	SAN RAMON,CA	124.5
PREM	D	8	U	DOUGHERTY VALLEY HIGH SCHOOL	SAN RAMON,CA	96.0
MASON	F	7	M	DOUGHERTY VALLEY HIGH SCHOOL	SAN RAMON,CA	144.0
EUGENE	K	6	M	DOUGHERTY VALLEY HIGH SCHOOL	SAN RAMON,CA	105.0
VALERIE	K	7	F	DOUGHERTY VALLEY HIGH SCHOOL	SAN RAMON,CA	112.5
KENNETH	M	8	M	DOUGHERTY VALLEY HIGH SCHOOL	SAN RAMON,CA	126.0
SANJITA	P	8	F	DOUGHERTY VALLEY HIGH SCHOOL	SAN RAMON,CA	121.5
SHREYA	R	8	F	DOUGHERTY VALLEY HIGH SCHOOL	SAN RAMON,CA	117.0
STEPHANIE	S	8	F	DOUGHERTY VALLEY HIGH SCHOOL	SAN RAMON,CA	99.0
JENNIFER	Z	8	F	DOUGHERTY VALLEY HIGH SCHOOL	SAN RAMON,CA	120.0
ALLAN	Z	6	M	DOUGHERTY VALLEY HIGH SCHOOL	SAN RAMON,CA	93.0
ETHAN	L	8	M	DUBLIN HIGH SCHOOL	DUBLIN,CA	109.5
KEVIN	W	8	M	DUBLIN HIGH SCHOOL	DUBLIN,CA	114.0
KEVIN	L	8	M	FOOTHILL HIGH SCHOOL	PLEASANTON,CA	150.0
DANIEL	B	7	M	FUSS	FREMONT,CA	100.5
RICHARD	C	7	U	FUSS	FREMONT,CA	105.0
WILLIAM	C	6	M	FUSS	FREMONT,CA	136.5
CLAIRE	C	8	F	FUSS	FREMONT,CA	90.0
ANSH	G	7	M	FUSS	FREMONT,CA	96.0
CHRIS	G	6	M	FUSS	FREMONT,CA	121.5
ANISH	K	8	U	FUSS	FREMONT,CA	120.0
JINGCHAO	L	7	M	FUSS	FREMONT,CA	117.0
NICK	M	7	U	FUSS	FREMONT,CA	96.0
ABHITHA	V	8	F	FUSS	FREMONT,CA	96.0
ANDREW	W	6	M	FUSS	FREMONT,CA	130.5
LUCAS	W	7	M	FUSS	FREMONT,CA	97.5

Achievement Roll in US and Canada – Page 6

First Name	Last Initial	Grade	Gender	School	City,State	Score
MICHAEL	W	7	M	FUSS	FREMONT,CA	93.0
ALLEN	Z	8	U	FUSS	FREMONT,CA	114.0
ERIC	Z	8	M	FUSS	FREMONT,CA	108.0
WANG	Z	6	U	FUSS	FREMONT,CA	96.0
BRIAN	C	6	M	HARKER MIDDLE SCHOOL	SAN JOSE,CA	90.0
DAVID	D	7	U	HARKER MIDDLE SCHOOL	SAN JOSE,CA	117.0
EMMA	D	8	F	HARKER MIDDLE SCHOOL	SAN JOSE,CA	94.5
ALICE	F	7	F	HARKER MIDDLE SCHOOL	SAN JOSE,CA	94.5
RIYA	G	6	F	HARKER MIDDLE SCHOOL	SAN JOSE,CA	99.0
MARK	H	7	M	HARKER MIDDLE SCHOOL	SAN JOSE,CA	103.5
ANGELA	J	7	U	HARKER MIDDLE SCHOOL	SAN JOSE,CA	94.5
CONNIE	J	6	F	HARKER MIDDLE SCHOOL	SAN JOSE,CA	114.0
VIVIAN	J	8	F	HARKER MIDDLE SCHOOL	SAN JOSE,CA	123.0
ARYA	M	8	M	HARKER MIDDLE SCHOOL	SAN JOSE,CA	94.5
LUISA	P	8	U	HARKER MIDDLE SCHOOL	SAN JOSE,CA	109.5
RISHAB	P	7	M	HARKER MIDDLE SCHOOL	SAN JOSE,CA	138.0
UTKARSH	P	8	M	HARKER MIDDLE SCHOOL	SAN JOSE,CA	126.0
SALONI	S	8	F	HARKER MIDDLE SCHOOL	SAN JOSE,CA	100.5
ADITYA	S	8	M	HARKER MIDDLE SCHOOL	SAN JOSE,CA	103.5
ROHAN	T	7	M	HARKER MIDDLE SCHOOL	SAN JOSE,CA	108.0
BETSY	T	8	U	HARKER MIDDLE SCHOOL	SAN JOSE,CA	123.0
DANIEL	W	8	U	HARKER MIDDLE SCHOOL	SAN JOSE,CA	102.0
KEVIN	W	7	M	HARKER MIDDLE SCHOOL	SAN JOSE,CA	123.0
SIDRA	X	8	U	HARKER MIDDLE SCHOOL	SAN JOSE,CA	126.0
BOWEN	Y	8	M	HARKER MIDDLE SCHOOL	SAN JOSE,CA	108.0
ALEX	Z	8	M	HARKER MIDDLE SCHOOL	SAN JOSE,CA	90.0
WILLIAM	Z	7	M	HARKER MIDDLE SCHOOL	SAN JOSE,CA	103.5
ERIC	Z	8	M	HARKER MIDDLE SCHOOL	SAN JOSE,CA	93.0
SALLY	Z	6	F	HARKER MIDDLE SCHOOL	SAN JOSE,CA	99.0
RYAN	T	8	M	HARVARD–WESTLAKE MIDDLE SCHOOL	LOS ANGELES,CA	91.5



Achievement Roll in US and Canada – Page 7

First Name	Last Initial	Grade	Gender	School	City,State	Score
TYLER	W	8	U	HARVARD–WESTLAKE MIDDLE SCHOOL	LOS ANGELES,CA	108.0
ROLAND	C	8	M	HYDE MIDDLE	CUPERTINO,CA	114.0
SIVANSH	C	8	M	HYDE MIDDLE	CUPERTINO,CA	91.5
KEVIN	M	7	M	HYDE MIDDLE	CUPERTINO,CA	111.0
HENRIC	Z	8	M	HYDE MIDDLE	CUPERTINO,CA	90.0
CHRIS	Z	8	M	HYDE MIDDLE	CUPERTINO,CA	103.5
JARED	H	8	M	IRVINGTON HIGH SCHOOL	FREMONT,CA	106.5
JIYANG	C	8	M	JAMES LOGAN HIGH SCHOOL	UNION CITY,CA	127.5
CASSANDRA	A	8	U	JOHN FAMILY HOME SCHOOL	REDWOOD CITY,CA	90.0
ALEXANDER	J	8	M	JOHN FAMILY HOME SCHOOL	REDWOOD CITY,CA	126.0
ALLISON	J	8	F	JOHN FAMILY HOME SCHOOL	REDWOOD CITY,CA	111.0
ARTHUR	C	6	M	JORDAN MIDDLE SCHOOL	PALO ALTO,CA	106.5
ZACK	S	7	M	JORDAN MIDDLE SCHOOL	PALO ALTO,CA	94.5
KEVIN	Y	8	M	JORDAN MIDDLE SCHOOL	PALO ALTO,CA	99.0
CONNOR	Y	7	M	JORDAN MIDDLE SCHOOL	PALO ALTO,CA	90.0
WILSON	H	8	M	KING'S ACADEMY	SUNNYVALE,CA	103.5
ANDREW	P	7	M	LA JOLLA HS	LA JOLLA,CA	96.0
KEVIN	P	8	M	LA JOLLA HS	LA JOLLA,CA	93.0
DANIEL	Y	8	M	LA MATH CIRCLE – UCLA	LOS ANGELES,CA	112.5
BEYZA	D	8	F	MAGNOLIA SCIENCE ACADEMY–1 RESEDA	RESEDA,CA	96.0
SARAH	F	8	F	MENLO SCHOOL	ATHERTON,CA	112.5
JOSHUA	L	8	U	MENLO SCHOOL	ATHERTON,CA	97.5
ALBE RT	Z	8	M	MILLIKAN (ROBERT A ) MIDDLE	SHERMAN OAKS,CA	102.0
SEAN	L	8	M	MONTE VISTA HIGH SCHOOL	DANVILLE,CA	127.5
SUNGBIN	K	8	M	ORCHARD HILLS SCHOOL	IRVINE,CA	90.0
MINSEO	K	7	M	ORCHARD HILLS SCHOOL	IRVINE,CA	99.0
EVAN	L	8	M	ORCHARD HILLS SCHOOL	IRVINE,CA	97.5
ANGELA	C	8	F	OXFORD ACADEMY	ANAHEIM,CA	109.5
HANNAH	J	7	F	OXFORD ACADEMY	ANAHEIM,CA	114.0
WON	J	6	M	OXFORD ACADEMY	ANAHEIM,CA	108.0

Achievement Roll in US and Canada – Page 8

First Name	Last Initial	Grade	Gender	School	City,State	Score
MATTHEW	H	8	M	PALO ALTO HIGH SCHOOL	PALO ALTO,CA	132.0
CHRISTOV	H	8	M	PALO ALTO HIGH SCHOOL	PALO ALTO,CA	102.0
ARNAV	S	7	M	PALO ALTO HIGH SCHOOL	PALO ALTO,CA	105.0
FRANKLIN	W	7	U	PALO ALTO HIGH SCHOOL	PALO ALTO,CA	102.0
KEVIN	Z	8	U	PALO ALTO HIGH SCHOOL	PALO ALTO,CA	105.0
AUSTIN	K	8	M	PHI SOCIETY	SANTA FE SPRINGS,CA	111.0
KIM	M	7	M	PHI SOCIETY	SANTA FE SPRINGS,CA	108.0
ARJUN	P	7	U	PHI SOCIETY	SANTA FE SPRINGS,CA	90.0
SOPHIA	S	8	F	PHI SOCIETY	SANTA FE SPRINGS,CA	91.5
NATHAN	S	8	M	PHI SOCIETY	SANTA FE SPRINGS,CA	115.5
JAMES	Y	7	M	PHI SOCIETY	SANTA FE SPRINGS,CA	103.5
ARIANNA	C	6	F	PIONEER FAMILY ACADEMY	CAMPBELL,CA	97.5
TIGER	C	8	M	PIONEER FAMILY ACADEMY	CAMPBELL,CA	115.5
KELLY	C	8	F	PIONEER FAMILY ACADEMY	CAMPBELL,CA	106.5
ALEX	D	6	U	PIONEER FAMILY ACADEMY	CAMPBELL,CA	105.0
RAYMOND	F	7	M	PIONEER FAMILY ACADEMY	CAMPBELL,CA	129.0
JONATHAN	H	8	M	PIONEER FAMILY ACADEMY	CAMPBELL,CA	144.0
ROY	L	8	M	PIONEER FAMILY ACADEMY	CAMPBELL,CA	123.0
SURAJ	M	8	M	PIONEER FAMILY ACADEMY	CAMPBELL,CA	105.0
DAVID	Q	7	M	PIONEER FAMILY ACADEMY	CAMPBELL,CA	114.0
JONATHAN	Q	8	M	PIONEER FAMILY ACADEMY	CAMPBELL,CA	121.5
JEFF	S	8	M	PIONEER FAMILY ACADEMY	CAMPBELL,CA	124.5
ERIC	T	8	M	PIONEER FAMILY ACADEMY	CAMPBELL,CA	93.0
ANNIKA	V	7	F	PIONEER FAMILY ACADEMY	CAMPBELL,CA	97.5
KEVIN	X	8	M	PIONEER FAMILY ACADEMY	CAMPBELL,CA	129.0
LEO	Y	7	U	PIONEER FAMILY ACADEMY	CAMPBELL,CA	108.0
JONATHAN	Y	8	U	PIONEER FAMILY ACADEMY	CAMPBELL,CA	126.0
YOU BIN	C	8	F	PORTOLA MIDDLE-HIGHLY GIFTED MAGNET	TARZANA,CA	91.5
THEODORE	P	7	M	PROOF SCHOOL	SAN FRANCISCO,CA	124.5
JUSTIN	W	8	M	PROOF SCHOOL	SAN FRANCISCO,CA	111.0

### Achievement Roll in US and Canada – Page 9

First Name	Last Initial	Grade	Gender	School	City,State	Score
MATTHEW	R	8	M	REDWOOD HIGH SCHOOL	LARKSPUR,CA	97.5
TEJ	B	7	M	REDWOOD MIDDLE SCHOOL	SARATOGA,CA	96.0
CONNIE	C	8	F	REDWOOD MIDDLE SCHOOL	SARATOGA,CA	99.0
JASON	C	6	U	REDWOOD MIDDLE SCHOOL	SARATOGA,CA	103.5
ALEXANDRA	D	8	U	REDWOOD MIDDLE SCHOOL	SARATOGA,CA	90.0
PRESTON	F	7	M	REDWOOD MIDDLE SCHOOL	SARATOGA,CA	132.0
RIYA	G	7	F	REDWOOD MIDDLE SCHOOL	SARATOGA,CA	108.0
DORA	H	8	F	REDWOOD MIDDLE SCHOOL	SARATOGA,CA	97.5
JEFFREY	H	7	M	REDWOOD MIDDLE SCHOOL	SARATOGA,CA	90.0
DANIEL	J	7	U	REDWOOD MIDDLE SCHOOL	SARATOGA,CA	91.5
ROHAN	K	8	M	REDWOOD MIDDLE SCHOOL	SARATOGA,CA	124.5
DYLAN	L	8	M	REDWOOD MIDDLE SCHOOL	SARATOGA,CA	99.0
ANDREW	L	8	M	REDWOOD MIDDLE SCHOOL	SARATOGA,CA	93.0
ENOCH	L	8	M	REDWOOD MIDDLE SCHOOL	SARATOGA,CA	96.0
NIYANTH	R	8	U	REDWOOD MIDDLE SCHOOL	SARATOGA,CA	103.5
WEILIN	S	7	M	REDWOOD MIDDLE SCHOOL	SARATOGA,CA	100.5
ANTHONY	W	6	M	REDWOOD MIDDLE SCHOOL	SARATOGA,CA	117.0
HENRY	W	8	M	REDWOOD MIDDLE SCHOOL	SARATOGA,CA	108.0
ALBERT	Y	7	M	REDWOOD MIDDLE SCHOOL	SARATOGA,CA	97.5
JOSEPH	Z	7	M	REDWOOD MIDDLE SCHOOL	SARATOGA,CA	126.0
CHRISTINE	Z	8	U	REDWOOD MIDDLE SCHOOL	SARATOGA,CA	96.0
LUCAS	Z	6	M	REDWOOD MIDDLE SCHOOL	SARATOGA,CA	96.0
ASHWIN	R	7	M	RSM – SAN MATEO	SAN MATEO,CA	106.5
ANDREW	Q	8	M	SAN MARCOS SHS	SANTA BARBARA,CA	96.0
MICHAEL	Z	8	M	SCHOOL FOR INDEPENDENT LEARNERS	LOS ALTOS,CA	97.5
EVAN	M	8	M	SOUTH HIGH SCHOOL	TORRANCE,CA	105.0
ALBERT	A	7	M	STANFORD MATH CIRCLE/STANFORD UNIV	STANFORD,CA	112.5
ROHAN	B	6	M	STANFORD MATH CIRCLE/STANFORD UNIV	STANFORD,CA	91.5
CATHERINE	C	7	F	STANFORD MATH CIRCLE/STANFORD UNIV	STANFORD,CA	136.5
PRANAV	G	8	M	STANFORD MATH CIRCLE/STANFORD UNIV	STANFORD,CA	103.5

### Achievement Roll in US and Canada – Page 10

First Name	Last Initial	Grade	Gender	School	City,State	Score
RODERICK	H	8	M	STANFORD MATH CIRCLE/STANFORD UNIV	STANFORD,CA	120.0
MELODY	J	7	F	STANFORD MATH CIRCLE/STANFORD UNIV	STANFORD,CA	111.0
TAEKYU	K	8	M	STANFORD MATH CIRCLE/STANFORD UNIV	STANFORD,CA	123.0
AARON	L	8	M	STANFORD MATH CIRCLE/STANFORD UNIV	STANFORD,CA	96.0
ASHVIN	L	7	M	STANFORD MATH CIRCLE/STANFORD UNIV	STANFORD,CA	120.0
JEEVAN	N	8	M	STANFORD MATH CIRCLE/STANFORD UNIV	STANFORD,CA	114.0
SEAN	O	6	M	STANFORD MATH CIRCLE/STANFORD UNIV	STANFORD,CA	99.0
SHIVA	O	7	M	STANFORD MATH CIRCLE/STANFORD UNIV	STANFORD,CA	102.0
APOORVA	P	6	U	STANFORD MATH CIRCLE/STANFORD UNIV	STANFORD,CA	106.5
ROHAN	P	7	U	STANFORD MATH CIRCLE/STANFORD UNIV	STANFORD,CA	120.0
RIA	P	7	F	STANFORD MATH CIRCLE/STANFORD UNIV	STANFORD,CA	121.5
AARYAN	P	8	M	STANFORD MATH CIRCLE/STANFORD UNIV	STANFORD,CA	91.5
AMOL	R	6	M	STANFORD MATH CIRCLE/STANFORD UNIV	STANFORD,CA	100.5
ADITYA	R	8	M	STANFORD MATH CIRCLE/STANFORD UNIV	STANFORD,CA	139.5
SHREYAS	R	8	U	STANFORD MATH CIRCLE/STANFORD UNIV	STANFORD,CA	120.0
SEJAL	R	7	U	STANFORD MATH CIRCLE/STANFORD UNIV	STANFORD,CA	97.5
NEERAJ	R	8	M	STANFORD MATH CIRCLE/STANFORD UNIV	STANFORD,CA	118.5
MAHI	R	7	U	STANFORD MATH CIRCLE/STANFORD UNIV	STANFORD,CA	102.0
MEDHA	R	6	F	STANFORD MATH CIRCLE/STANFORD UNIV	STANFORD,CA	94.5
AGASTYA	R	6	M	STANFORD MATH CIRCLE/STANFORD UNIV	STANFORD,CA	94.5
MUSKU	S	7	M	STANFORD MATH CIRCLE/STANFORD UNIV	STANFORD,CA	105.0
GANESH	S	6	M	STANFORD MATH CIRCLE/STANFORD UNIV	STANFORD,CA	93.0
ASHWINI	S	8	F	STANFORD MATH CIRCLE/STANFORD UNIV	STANFORD,CA	94.5
LINUS	T	6	U	STANFORD MATH CIRCLE/STANFORD UNIV	STANFORD,CA	115.5
NIKHIL	T	8	M	STANFORD MATH CIRCLE/STANFORD UNIV	STANFORD,CA	124.5
ALEX	T	6	M	STANFORD MATH CIRCLE/STANFORD UNIV	STANFORD,CA	129.0
ALVIN	T	8	M	STANFORD MATH CIRCLE/STANFORD UNIV	STANFORD,CA	112.5
GABRIEL	T	8	M	STANFORD MATH CIRCLE/STANFORD UNIV	STANFORD,CA	93.0
KENNETH	W	8	M	STANFORD MATH CIRCLE/STANFORD UNIV	STANFORD,CA	99.0
NATHAN	W	7	M	STANFORD MATH CIRCLE/STANFORD UNIV	STANFORD,CA	103.5

Achievement Roll in US and Canada – Page 11

First Name	Last Initial	Grade	Gender	School	City,State	Score
EDWIN	X	7	U	STANFORD MATH CIRCLE/STANFORD UNIV	STANFORD,CA	114.0
BRIAN	X	6	M	STANFORD MATH CIRCLE/STANFORD UNIV	STANFORD,CA	111.0
TIMOTHY	Z	7	M	STANFORD MATH CIRCLE/STANFORD UNIV	STANFORD,CA	90.0
ALOR	S	7	M	STOCKDALE HS	BAKERSFIELD,CA	114.0
ADAM	H	8	U	TARBUT V'TORAH COMMUNITY DAY SCHOOL	IRVINE,CA	102.0
JACK	A	7	M	THE NUEVA SCHOOL	HILLSBOROUGH,CA	150.0
ELLIOT	C	8	U	THE NUEVA SCHOOL	HILLSBOROUGH,CA	97.5
NEEL	B	8	M	UCI-MATH CIRCLE	IRVINE,CA	132.0
ERIC	L	7	M	UCI-MATH CIRCLE	IRVINE,CA	112.5
ANDREI	M	8	M	UCI-MATH CIRCLE	IRVINE,CA	124.5
MICHAEL	M	7	U	UCI-MATH CIRCLE	IRVINE,CA	102.0
SURYA	S	7	M	UCI-MATH CIRCLE	IRVINE,CA	102.0
KARINA	A	8	F	UNIVERSITY OF CALIFORNIA, DAVIS	DAVIS,CA	90.0
CLAIRE	B	8	F	UNIVERSITY OF CALIFORNIA, DAVIS	DAVIS,CA	117.0
JAMES	D	8	M	VALLEY CHRISTIAN HIGH SCHOOL	SAN JOSE,CA	96.0
SOJUNG	A	8	U	WALTER REED MIDDLE SCHOOL	N HOLLYWOOD,CA	99.0
HARRY	Y	8	M	WHITNEY HIGH SCHOOL	CERRITOS,CA	94.5
BRANDON	D	8	M	CHALLENGE SCHOOL	DENVER,CO	100.5
GRACE	Z	8	F	CHALLENGE SCHOOL	DENVER,CO	112.5
AIDEN	L	7	M	CHERRY CREEK HS	GREENWOOD VILLAGE,CO	97.5
RAHUL	T	8	U	CHERRY CREEK HS	GREENWOOD VILLAGE,CO	150.0
ANTHONY	W	7	M	STEM HIGH SCHOOL, DOUGLAS COUNTY	HIGHLANDS RANCH,CO	105.0
LIAM	A	8	U	UNIVERSITY OF COLORADO AT BOULDER	BOULDER,CO	96.0
RYAN	L	8	U	UNIVERSITY OF COLORADO AT BOULDER	BOULDER,CO	94.5
PETER	R	8	M	UNIVERSITY OF COLORADO AT BOULDER	BOULDER,CO	91.5
KYLE	W	8	M	UNIVERSITY OF COLORADO AT BOULDER	BOULDER,CO	106.5
STEVEN	M	8	U	CHASE COLLEGIATE SCHOOL	WATERBURY,CT	94.5
BENJAMIN	W	6	M	DANBURY MATH ACADEMY, WCSU	DANBURY,CT	90.0
BRANDON	X	7	M	DANBURY MATH ACADEMY, WCSU	DANBURY,CT	94.5
NICHOLAS	B	8	M	GREENWICH COUNTRY DAY SCHOOL	GREENWICH,CT	102.0

Achievement Roll in US and Canada – Page 12

First Name	Last Initial	Grade	Gender	School	City,State	Score
ANDY	J	8	M	RUMSEY HALL SCHOOL	WASHINGTON DEPOT,CT	96.0
ARYAN	K	7	U	SOUTH WINDSOR HIGH SCHOOL	SOUTH WINDSOR,CT	99.0
KESHAV	R	8	M	SOUTH WINDSOR HIGH SCHOOL	SOUTH WINDSOR,CT	105.0
ARESH	P	8	M	TALCOTT MTN ACAD SCIENCE-MATH	AVON,CT	115.5
WOOJIN	C	8	U	THE HOTCHKISS SCHOOL	LAKEVILLE,CT	99.0
SHEN	Y	8	M	THE HOTCHKISS SCHOOL	LAKEVILLE,CT	105.0
NITHIN	J	8	M	WEST WOODS UPPER ELEMENTARY SCHOOL	FARMINGTON,CT	90.0
JUSTIN	W	8	U	WEST WOODS UPPER ELEMENTARY SCHOOL	FARMINGTON,CT	94.5
JOHN	B	7	M	WILLIAM H HALL HIGH SCHOOL	WEST HARTFORD,CT	90.0
SAMUEL	F	8	M	WILLIAM H HALL HIGH SCHOOL	WEST HARTFORD,CT	91.5
JERRY	L	8	M	H.B. DUPONT MIDDLE SCHOOL	HOCKESSIN,DE	93.0
DAVID	Y	7	U	H.B. DUPONT MIDDLE SCHOOL	HOCKESSIN,DE	102.0
IAN	F	8	M	DORAL ACADEMY CHARTER HS	DORAL,FL	90.0
MARC	M	8	M	DORAL ACADEMY CHARTER HS	DORAL,FL	93.0
JAEDON	W	7	M	DORAL ACADEMY CHARTER HS	DORAL,FL	144.0
SAMUEL	C	6	M	F W BUCHHOLZ HS	GAINESVILLE,FL	96.0
JAKE	F	7	M	F W BUCHHOLZ HS	GAINESVILLE,FL	126.0
RUOSHI	G	8	F	F W BUCHHOLZ HS	GAINESVILLE,FL	93.0
JEREMY	G	8	M	F W BUCHHOLZ HS	GAINESVILLE,FL	127.5
SEAN	H	8	M	F W BUCHHOLZ HS	GAINESVILLE,FL	115.5
MINNIE	L	6	F	F W BUCHHOLZ HS	GAINESVILLE,FL	90.0
ANTON	M	7	M	F W BUCHHOLZ HS	GAINESVILLE,FL	90.0
ROBERT	P	8	M	F W BUCHHOLZ HS	GAINESVILLE,FL	112.5
RUOXI	Q	6	F	F W BUCHHOLZ HS	GAINESVILLE,FL	90.0
JOHN	S	7	M	F W BUCHHOLZ HS	GAINESVILLE,FL	102.0
JEFFREY	X	7	M	F W BUCHHOLZ HS	GAINESVILLE,FL	96.0
BILL	Z	8	M	F W BUCHHOLZ HS	GAINESVILLE,FL	96.0
CHRIS	Z	6	M	F W BUCHHOLZ HS	GAINESVILLE,FL	90.0
AKASH	B	8	M	FAIRVIEW MS	TALLAHASSEE,FL	90.0
ROHAN	D	8	M	FAIRVIEW MS	TALLAHASSEE,FL	102.0

### Achievement Roll in US and Canada – Page 13

First Name	Last Initial	Grade	Gender	School	City,State	Score
DYLAN	E	7	M	FAIRVIEW MS	TALLAHASSEE,FL	96.0
ALEX	H	8	M	FAIRVIEW MS	TALLAHASSEE,FL	121.5
TANUSRI	M	8	F	FAIRVIEW MS	TALLAHASSEE,FL	111.0
KARTHIK	V	6	M	FAIRVIEW MS	TALLAHASSEE,FL	129.0
JAEOUNG	B	8	M	FALCON COVE MS	WESTON,FL	111.0
ANDREI	C	7	M	FALCON COVE MS	WESTON,FL	90.0
SAATHVIK	S	7	M	FALCON COVE MS	WESTON,FL	94.5
ALBERT	W	7	M	FALCON COVE MS	WESTON,FL	126.0
CHRISTIAN	E	7	M	FLORIDA ATLANTIC UNIVERSITY	BOCA RATON,FL	100.5
SHANTANU	K	8	M	FLORIDA ATLANTIC UNIVERSITY	BOCA RATON,FL	90.0
IRIS	L	8	F	FLORIDA ATLANTIC UNIVERSITY	BOCA RATON,FL	120.0
RAZZI	M	6	M	FLORIDA ATLANTIC UNIVERSITY	BOCA RATON,FL	100.5
LUCAS	M	7	M	FLORIDA ATLANTIC UNIVERSITY	BOCA RATON,FL	94.5
VISMAY	S	8	M	FLORIDA ATLANTIC UNIVERSITY	BOCA RATON,FL	135.0
AKANKSHA	S	8	F	FLORIDA ATLANTIC UNIVERSITY	BOCA RATON,FL	123.0
PARKER	I	8	M	FLORIDA INSTITUTE OF TECHNOLOGY	MELBOURNE,FL	96.0
BRIGHTEN	J	7	M	LAWTON CHILES HS	TALLAHASSEE,FL	97.5
HAYDEN	K	8	M	LAWTON CHILES HS	TALLAHASSEE,FL	93.0
JASON	L	8	M	LAWTON CHILES HS	TALLAHASSEE,FL	91.5
ALEXANDER	Y	8	M	LAWTON CHILES HS	TALLAHASSEE,FL	96.0
JAEHYUN	A	8	M	ORLANDO SCIENCE SCHOOLS	ORLANDO,FL	100.5
JUSTIN	K	8	M	ORLANDO SCIENCE SCHOOLS	ORLANDO,FL	93.0
MINH	L	8	M	ORLANDO SCIENCE SCHOOLS	ORLANDO,FL	108.0
SIYONA	M	8	F	ORLANDO SCIENCE SCHOOLS	ORLANDO,FL	111.0
PETER	P	8	M	ORLANDO SCIENCE SCHOOLS	ORLANDO,FL	112.5
WADE	T	8	M	ORLANDO SCIENCE SCHOOLS	ORLANDO,FL	90.0
NELSON	Y	8	M	ORLANDO SCIENCE SCHOOLS	ORLANDO,FL	97.5
SACHIN	S	7	M	POLK STATE COLLEGE	WINTER HAVEN,FL	90.0
LYDIA	C	8	F	SEMINOLE HS	SANFORD,FL	123.0
IAN	H	8	M	SEMINOLE HS	SANFORD,FL	96.0

Achievement Roll in US and Canada – Page 14

First Name	Last Initial	Grade	Gender	School	City,State	Score
YASH	V	8	M	SEMINOLE HS	SANFORD,FL	94.5
GREGORY	L	8	M	UNIV OF WEST FLORIDA	PENSACOLA,FL	117.0
CHARLES	L	8	U	AUGUSTA UNIVERSITY	AUGUSTA,GA	93.0
MATTHEW	S	7	M	AUGUSTA UNIVERSITY	AUGUSTA,GA	102.0
ZAIN	S	8	M	DUNWOODY HIGH SCHOOL	DUNWOODY,GA	93.0
DIVYA	N	8	F	MILTON HS	MILTON,GA	91.5
WILLIAM	S	8	U	NORTHVIEW HIGH SCHOOL	JOHNS CREEK,GA	118.5
JATONG	S	7	M	NORTHVIEW HIGH SCHOOL	JOHNS CREEK,GA	102.0
HARVARD	W	8	M	NORTHVIEW HIGH SCHOOL	JOHNS CREEK,GA	112.5
AVINASH	A	8	M	THE WESTMINSTER SCHOOLS	ATLANTA,GA	96.0
LIAM	C	8	M	IAO SCHOOL	WAILUKU,HI	96.0
JOSHUA	P	8	M	IOLANI SCHOOL	HONOLULU,HI	93.0
JONAH	Y	8	M	IOLANI SCHOOL	HONOLULU,HI	91.5
MICHAEL	C	8	M	PUNAHOU SCHOOL	HONOLULU,HI	102.0
DIVYA	S	8	F	WEST SENIOR HIGH SCHOOL	IOWA CITY,IA	135.0
ANANTH	S	8	M	WEST SENIOR HIGH SCHOOL	IOWA CITY,IA	123.0
REECE	Y	8	M	WEST SENIOR HIGH SCHOOL	IOWA CITY,IA	93.0
PRATHINAV	M	8	M	ADLAI E STEVENSON HIGH SCHOOL	LINCOLNSHIRE,IL	132.0
JAMES	X	8	M	ADLAI E STEVENSON HIGH SCHOOL	LINCOLNSHIRE,IL	93.0
RAM	P	8	U	APTAKISIC JUNIOR HIGH	BUFFALO GROVE,IL	139.5
ARCHAN	D	8	M	BARRINGTON MIDDLE SCHOOL-PRAIRIE CAMPUS	BARRINGTON,IL	96.0
CHARLIE	D	8	M	CARBONDALE COMMUNITY HIGH SCHOOL	CARBONDALE,IL	94.5
EZRA	S	8	M	EVANSTON TWP HS	EVANSTON,IL	102.0
ADRIAN	C	8	U	NEW TRIER HIGH SCHOOL	WINNETKA,IL	100.5
PRANAV	A	8	M	NORTH CENTRAL COLLEGE/DEPT OF MATH	NAPERVILLE,IL	109.5
ALICIA	C	8	F	NORTH CENTRAL COLLEGE/DEPT OF MATH	NAPERVILLE,IL	109.5
KEVIN	C	7	M	NORTH CENTRAL COLLEGE/DEPT OF MATH	NAPERVILLE,IL	108.0
CHANDRA	G	8	F	NORTH CENTRAL COLLEGE/DEPT OF MATH	NAPERVILLE,IL	99.0
LUCAS	G	7	M	NORTH CENTRAL COLLEGE/DEPT OF MATH	NAPERVILLE,IL	102.0
AKSHAT	M	8	M	NORTH CENTRAL COLLEGE/DEPT OF MATH	NAPERVILLE,IL	91.5



Achievement Roll in US and Canada – Page 15

First Name	Last Initial	Grade	Gender	School	City,State	Score
DAVID	M	8	M	NORTH CENTRAL COLLEGE/DEPT OF MATH	NAPERVILLE,IL	112.5
HOLDEN	M	8	M	NORTH CENTRAL COLLEGE/DEPT OF MATH	NAPERVILLE,IL	150.0
SAMARTH	P	7	M	NORTH CENTRAL COLLEGE/DEPT OF MATH	NAPERVILLE,IL	94.5
NATHRA	R	7	U	NORTH CENTRAL COLLEGE/DEPT OF MATH	NAPERVILLE,IL	141.0
APURVA	R	7	F	NORTH CENTRAL COLLEGE/DEPT OF MATH	NAPERVILLE,IL	93.0
ERON	R	8	U	NORTH CENTRAL COLLEGE/DEPT OF MATH	NAPERVILLE,IL	103.5
GEOFFREY	W	8	M	NORTH CENTRAL COLLEGE/DEPT OF MATH	NAPERVILLE,IL	144.0
HENRY	X	7	U	NORTH CENTRAL COLLEGE/DEPT OF MATH	NAPERVILLE,IL	102.0
HELEN	Z	8	F	NORTH CENTRAL COLLEGE/DEPT OF MATH	NAPERVILLE,IL	105.0
MINHAN	T	7	F	NORTHSIDE COLLEGE PREP	CHICAGO,IL	93.0
STELLA	C	8	F	OAKTON COMMUNITY COLLEGE	DES PLAINES,IL	103.5
ARNAV	G	6	U	OAKTON COMMUNITY COLLEGE	DES PLAINES,IL	97.5
ZHIWEI	J	7	M	OAKTON COMMUNITY COLLEGE	DES PLAINES,IL	99.0
ANDREW	L	7	U	OAKTON COMMUNITY COLLEGE	DES PLAINES,IL	99.0
BENJI	P	6	M	OAKTON COMMUNITY COLLEGE	DES PLAINES,IL	90.0
PETER	P	7	M	OAKTON COMMUNITY COLLEGE	DES PLAINES,IL	96.0
FREDDIE	T	8	M	OAKTON COMMUNITY COLLEGE	DES PLAINES,IL	108.0
CONNOR	W	8	M	OAKTON COMMUNITY COLLEGE	DES PLAINES,IL	96.0
LILLIAN	Y	7	F	OAKTON COMMUNITY COLLEGE	DES PLAINES,IL	100.5
ANGELA	Z	8	U	OAKTON COMMUNITY COLLEGE	DES PLAINES,IL	93.0
ALICIA	X	8	U	OGDEN INTERNATIONAL	CHICAGO,IL	90.0
JACOB	S	7	M	THE EINSTEIN ACADEMY	ELGIN,IL	102.0
NICHOLAS	P	8	M	UNIVERSITY OF CHICAGO	CHICAGO,IL	93.0
ABHINAV	G	8	U	WHITNEY M YOUNG MAGNET HS	CHICAGO,IL	126.0
MICHAEL	K	8	M	WHITNEY M YOUNG MAGNET HS	CHICAGO,IL	127.5
CHRISTINA	L	7	U	WHITNEY M YOUNG MAGNET HS	CHICAGO,IL	99.0
ISABEL	M	8	F	WHITNEY M YOUNG MAGNET HS	CHICAGO,IL	99.0
ANNIE	W	8	F	WHITNEY M YOUNG MAGNET HS	CHICAGO,IL	96.0
JACK	L	7	M	CARMEL SENIOR HIGH SCHOOL	CARMEL,IN	123.0
NATHAN	O	7	M	CLAY MIDDLE SCHOOL	CARMEL,IN	96.0

**Achievement Roll in US and Canada – Page 16**

<b>First Name</b>	<b>Last Initial</b>	<b>Grade</b>	<b>Gender</b>	<b>School</b>	<b>City,State</b>	<b>Score</b>
JAMMY	W	7	M	CLAY MIDDLE SCHOOL	CARMEL,IN	109.5
GRACE	X	8	U	CLAY MIDDLE SCHOOL	CARMEL,IN	93.0
JACOB	Z	7	M	CLAY MIDDLE SCHOOL	CARMEL,IN	105.0
HARRY	Z	6	M	CLAY MIDDLE SCHOOL	CARMEL,IN	103.5
MEHUL	D	8	M	COLUMBUS NORTH HIGH SCHOOL	COLUMBUS,IN	118.5
STEPHEN	K	8	U	HONEY CREEK MIDDLE SCHOOL	TERRE HAUTE,IN	103.5
ATUL	O	8	M	HONEY CREEK MIDDLE SCHOOL	TERRE HAUTE,IN	93.0
RHEA	A	8	F	SYCAMORE SCHOOL	INDIANAPOLIS,IN	139.5
SHAAN	M	8	U	SYCAMORE SCHOOL	INDIANAPOLIS,IN	96.0
EVAN	P	8	M	SYCAMORE SCHOOL	INDIANAPOLIS,IN	99.0
NOAH	T	8	M	SYCAMORE SCHOOL	INDIANAPOLIS,IN	121.5
EVELYN	C	8	F	WEST LAFAYETTE JHS	WEST LAFAYETTE,IN	99.0
ARJUN	G	8	M	WEST LAFAYETTE JHS	WEST LAFAYETTE,IN	99.0
SONG	K	8	F	WEST LAFAYETTE JHS	WEST LAFAYETTE,IN	136.5
RANGER	K	8	M	WEST LAFAYETTE JHS	WEST LAFAYETTE,IN	132.0
GAURI	Y	7	F	CALIFORNIA TRAIL MIDDLE SCHOOL	OLATHE,KS	100.5
KHUSHI	K	8	F	OLATHE EAST HIGH SCHOOL	OLATHE,KS	105.0
ALAN	A	8	M	OLATHE SOUTH HS	OLATHE,KS	103.5
ABIHITH	K	8	M	OLATHE SOUTH HS	OLATHE,KS	111.0
CHINMA Y	K	8	M	OLATHE SOUTH HS	OLATHE,KS	139.5
SHAURIR	R	8	M	OLATHE SOUTH HS	OLATHE,KS	133.5
ALEX	Z	8	M	MEYZEEK MS	LOUISVILLE,KY	105.0
AYUSH	K	7	M	WINBURN MIDDLE SCHOOL	LEXINGTON,KY	100.5
DYLAN	L	8	M	WINBURN MIDDLE SCHOOL	LEXINGTON,KY	126.0
LOHITH	T	8	M	WINBURN MIDDLE SCHOOL	LEXINGTON,KY	132.0
LYNN	Y	7	F	WINBURN MIDDLE SCHOOL	LEXINGTON,KY	99.0
ANGELA	Z	7	F	WINBURN MIDDLE SCHOOL	LEXINGTON,KY	90.0
JULIAN	V	6	M	LEE HIGH SCHOOL	BATON ROUGE,LA	102.0
ANISH	M	6	M	ACTON-BOXBOROUGH REGIONAL HS	ACTON,MA	118.5
JUSTIN	S	8	M	ACTON-BOXBOROUGH REGIONAL HS	ACTON,MA	124.5

Achievement Roll in US and Canada – Page 17

First Name	Last Initial	Grade	Gender	School	City,State	Score
JERRY	T	7	U	ACTON-BOXBOROUGH REGIONAL HS	ACTON,MA	115.5
CHARLOTTE	W	8	F	ACTON-BOXBOROUGH REGIONAL HS	ACTON,MA	103.5
SHANE	F	8	M	ADVANCE MATH & SCIENCE ACAD CHARTER	MARLBOROUGH,MA	120.0
MATTHEW	Y	8	U	ADVANCE MATH & SCIENCE ACAD CHARTER	MARLBOROUGH,MA	109.5
YUTIAN	F	8	M	BEMENT SCHOOL	DEERFIELD,MA	94.5
MATTHEW	D	8	M	BLANCHARD MIDDLE SCHOOL	WESTFORD,MA	109.5
JOSE PH	G	8	M	BLANCHARD MIDDLE SCHOOL	WESTFORD,MA	99.0
JACK	Q	8	M	BUCKINGHAM BROWNE & NICHOLS MIDDLE SCHOOL	CAMBRIDGE,MA	90.0
HENRY	S	6	M	COMMONWEALTH SCHOOL	BOSTON,MA	91.5
RICHARD	C	8	M	DIAMOND MIDDLE	LEXINGTON,MA	130.5
JUNO	D	8	M	DIAMOND MIDDLE	LEXINGTON,MA	96.0
JEREMY	F	8	U	DIAMOND MIDDLE	LEXINGTON,MA	96.0
EMILY	H	8	F	DIAMOND MIDDLE	LEXINGTON,MA	108.0
EDWARD	L	8	M	DIAMOND MIDDLE	LEXINGTON,MA	97.5
FRANCIS	L	7	M	DIAMOND MIDDLE	LEXINGTON,MA	105.0
ALEXANDER	P	8	M	DIAMOND MIDDLE	LEXINGTON,MA	108.0
ARMAAN	T	7	M	DIAMOND MIDDLE	LEXINGTON,MA	111.0
KRISTINA	W	8	F	DIAMOND MIDDLE	LEXINGTON,MA	105.0
TIANYI	Y	7	M	DIAMOND MIDDLE	LEXINGTON,MA	100.5
VICTORIA	Y	7	U	DIAMOND MIDDLE	LEXINGTON,MA	90.0
BRYCE	Z	7	M	DIAMOND MIDDLE	LEXINGTON,MA	112.5
KEVIN	Z	8	M	DIAMOND MIDDLE	LEXINGTON,MA	132.0
HONGLIN	Z	8	M	EAGLEBROOK SCHOOL	DEERFIELD,MA	126.0
ISHITA	G	8	F	FITCHBURG STATE	FITCHBURG,MA	94.5
ANDREW	L	7	M	FITCHBURG STATE	FITCHBURG,MA	150.0
GARIMA	R	6	F	FITCHBURG STATE	FITCHBURG,MA	102.0
ANSHUL	R	6	U	FITCHBURG STATE	FITCHBURG,MA	99.0
JIANZHOU	L	8	M	HILLSIDE SCHOOL	MARLBOROUGH,MA	114.0
HAO	H	8	M	HOLY FAMILY ACADEMY	GARDNER,MA	99.0
SAMUEL	C	7	M	JONAS CLARKE MS	LEXINGTON,MA	108.0

Achievement Roll in US and Canada – Page 18

First Name	Last Initial	Grade	Gender	School	City,State	Score
CHARLES	C	6	M	JONAS CLARKE MS	LEXINGTON,MA	96.0
LINDA	C	8	F	JONAS CLARKE MS	LEXINGTON,MA	132.0
BENJAMIN	E	8	M	JONAS CLARKE MS	LEXINGTON,MA	150.0
JOY	G	8	F	JONAS CLARKE MS	LEXINGTON,MA	100.5
NURI	H	8	F	JONAS CLARKE MS	LEXINGTON,MA	108.0
JOCELYN	H	8	F	JONAS CLARKE MS	LEXINGTON,MA	90.0
ARTHUR	H	7	M	JONAS CLARKE MS	LEXINGTON,MA	124.5
KUNAL	K	7	M	JONAS CLARKE MS	LEXINGTON,MA	102.0
EUHAN	K	8	M	JONAS CLARKE MS	LEXINGTON,MA	118.5
ALEX	L	8	M	JONAS CLARKE MS	LEXINGTON,MA	150.0
HUAYE	L	6	M	JONAS CLARKE MS	LEXINGTON,MA	144.0
AAHAN	M	6	U	JONAS CLARKE MS	LEXINGTON,MA	100.5
AAROOSH	R	7	M	JONAS CLARKE MS	LEXINGTON,MA	96.0
DAVID	S	8	U	JONAS CLARKE MS	LEXINGTON,MA	111.0
KIRA	T	6	F	JONAS CLARKE MS	LEXINGTON,MA	94.5
ALEXANDER	T	7	M	JONAS CLARKE MS	LEXINGTON,MA	94.5
FANGZE	T	7	F	JONAS CLARKE MS	LEXINGTON,MA	109.5
KATHY	X	8	F	JONAS CLARKE MS	LEXINGTON,MA	150.0
POWELL	Z	7	M	JONAS CLARKE MS	LEXINGTON,MA	108.0
JASON	T	8	M	LEXINGTON HIGH SCHOOL	LEXINGTON,MA	129.0
DEREK	C	7	U	MERRIMACK COLLEGE–MATH DEPT	NORTH ANDOVER,MA	99.0
JASON	J	7	M	MERRIMACK COLLEGE–MATH DEPT	NORTH ANDOVER,MA	109.5
CHRISTINA	L	8	F	MERRIMACK COLLEGE–MATH DEPT	NORTH ANDOVER,MA	99.0
ALICIA	L	6	F	MERRIMACK COLLEGE–MATH DEPT	NORTH ANDOVER,MA	114.0
GABRIEL	S	7	M	MERRIMACK COLLEGE–MATH DEPT	NORTH ANDOVER,MA	102.0
ISABEL	T	7	F	MERRIMACK COLLEGE–MATH DEPT	NORTH ANDOVER,MA	96.0
STEVEN	Z	7	M	MERRIMACK COLLEGE–MATH DEPT	NORTH ANDOVER,MA	103.5
LUCY	C	8	F	NOBLE & GREENOUGH SCHOOL	DEDHAM,MA	130.5
ANDREW	H	8	M	NOBLE & GREENOUGH SCHOOL	DEDHAM,MA	102.0
ALBERT	Q	8	U	NOBLE & GREENOUGH SCHOOL	DEDHAM,MA	93.0

Achievement Roll in US and Canada – Page 19

First Name	Last Initial	Grade	Gender	School	City,State	Score
RIS I	N	8	U	OAK MIDDLE SCHOOL	SHREWSBURY,MA	90.0
KARTHIK	S	7	U	OAK MIDDLE SCHOOL	SHREWSBURY,MA	97.5
WILLIAM	Y	7	M	PHILLIPS ACADEMY	ANDOVER,MA	144.0
ROHIL	D	8	U	ROXBURY LATIN SCHOOL	WEST ROXBURY,MA	90.0
VISHNU	E	7	M	ROXBURY LATIN SCHOOL	WEST ROXBURY,MA	91.5
DANIEL	S	8	M	ROXBURY LATIN SCHOOL	WEST ROXBURY,MA	94.5
SHASHANK	J	8	M	RSM ANDOVER	ANDOVER,MA	105.0
KAYLEE	J	6	F	RSM ANDOVER	ANDOVER,MA	96.0
PRATHEEK	K	8	U	RSM ANDOVER	ANDOVER,MA	103.5
AIDAN	H	8	M	RSM-ACTON	ACTON,MA	111.0
SHANE	L	6	M	RSM-ACTON	ACTON,MA	96.0
DANIEL	M	6	M	RSM-ACTON	ACTON,MA	109.5
ANIRUDH	N	8	U	RSM-ACTON	ACTON,MA	100.5
POONAM	S	8	F	RSM-ACTON	ACTON,MA	145.5
ANUJ	S	7	M	RSM-ACTON	ACTON,MA	130.5
KEVIN	Z	7	M	RSM-ACTON	ACTON,MA	106.5
AYUSH	K	8	M	RSM-METRO WEST	FRAMINGHAM,MA	93.0
AKUL	K	8	M	RSM-METRO WEST	FRAMINGHAM,MA	99.0
ERIC	Y	7	M	RSM-METRO WEST	FRAMINGHAM,MA	133.5
BENJAMIN	C	8	M	RSM-NEWTON	NEWTON,MA	124.5
MARKUS	E	8	M	RSM-NEWTON	NEWTON,MA	105.0
JOSHUA	G	7	U	RSM-NEWTON	NEWTON,MA	97.5
SAMUEL	L	8	U	RSM-NEWTON	NEWTON,MA	135.0
ELENA	L	8	F	RSM-NEWTON	NEWTON,MA	90.0
WANANG A	N	8	M	RSM-NEWTON	NEWTON,MA	91.5
HELEN	X	8	F	RSM-NEWTON	NEWTON,MA	120.0
ALICE	Z	8	F	RSM-NEWTON	NEWTON,MA	114.0
ALBERT	Z	8	U	RSM-NEWTON	NEWTON,MA	118.5
SIDHANTH	H	8	U	SHARON HIGH SCHOOL	SHARON,MA	93.0
MAX	X	6	M	STONY BROOK MIDDLE SCHOOL	WESTFORD,MA	108.0

Achievement Roll in US and Canada – Page 20

First Name	Last Initial	Grade	Gender	School	City,State	Score
EUGENE	J	8	M	WAYLAND MS	WAYLAND,MA	111.0
KEVIN	Z	7	M	WAYLAND MS	WAYLAND,MA	91.5
NEIL	M	8	U	WESTON HIGH SCHOOL	WESTON,MA	99.0
ISHANK	A	8	M	WESTWOOD HS	WESTWOOD,MA	123.0
ANDREW	Y	8	M	WORCESTER ACADEMY	WORCESTER,MA	102.0
LARRY	D	8	U	OLD CEDAR LANE SCHOOL	COLUMBIA,MD	103.5
ANTHONY	D	8	M	OLD CEDAR LANE SCHOOL	COLUMBIA,MD	109.5
ANTHONY	F	7	M	OLD CEDAR LANE SCHOOL	COLUMBIA,MD	108.0
DANIEL	F	8	M	OLD CEDAR LANE SCHOOL	COLUMBIA,MD	114.0
JUSTIN	H	8	M	OLD CEDAR LANE SCHOOL	COLUMBIA,MD	102.0
RICHARD	H	8	M	OLD CEDAR LANE SCHOOL	COLUMBIA,MD	93.0
MICHELLE	L	7	F	OLD CEDAR LANE SCHOOL	COLUMBIA,MD	103.5
KEVIN	L	7	M	OLD CEDAR LANE SCHOOL	COLUMBIA,MD	99.0
ANDREW	L	8	M	OLD CEDAR LANE SCHOOL	COLUMBIA,MD	102.0
JEFFREY	T	7	M	OLD CEDAR LANE SCHOOL	COLUMBIA,MD	90.0
ERIC	Z	8	M	OLD CEDAR LANE SCHOOL	COLUMBIA,MD	93.0
COREY	W	7	M	UNIVERSITY OF MARYLAND,BALTIMORE CTY	BALTIMORE,MD	97.5
TYLER	Y	8	M	UNIVERSITY OF MARYLAND,BALTIMORE CTY	BALTIMORE,MD	108.0
RAAYAN	B	8	M	AAMOC	ANN ARBOR,MI	90.0
ZACHARY	H	8	U	AAMOC	ANN ARBOR,MI	96.0
ELIZABETH	P	8	F	AAMOC	ANN ARBOR,MI	102.0
ZAID	S	8	M	DETROIT COUNTRY DAY HIGH SCH	BEVERLY HILLS,MI	91.5
DAVID	C	7	M	LAWRENCE TECHNOLOGICAL UNIVERSITY	SOUTHFIELD,MI	94.5
REAGAN	C	7	M	LAWRENCE TECHNOLOGICAL UNIVERSITY	SOUTHFIELD,MI	150.0
DANIEL	T	8	M	LAWRENCE TECHNOLOGICAL UNIVERSITY	SOUTHFIELD,MI	121.5
ALEXANDER	W	8	M	LAWRENCE TECHNOLOGICAL UNIVERSITY	SOUTHFIELD,MI	90.0
CHRISTOPHER	X	8	M	LAWRENCE TECHNOLOGICAL UNIVERSITY	SOUTHFIELD,MI	96.0
DANIEL	X	8	M	LAWRENCE TECHNOLOGICAL UNIVERSITY	SOUTHFIELD,MI	129.0
JADE	X	7	U	LAWRENCE TECHNOLOGICAL UNIVERSITY	SOUTHFIELD,MI	91.5
JEFFREY	Z	8	M	LAWRENCE TECHNOLOGICAL UNIVERSITY	SOUTHFIELD,MI	124.5

Achievement Roll in US and Canada – Page 21

First Name	Last Initial	Grade	Gender	School	City,State	Score
ALANKAR	S	8	U	TROY HIGH SCHOOL	TROY,MI	94.5
ALEX	X	8	M	TROY HIGH SCHOOL	TROY,MI	139.5
MICHAEL	Z	8	M	UNIVERSITY OF MICHIGAN	ANN ARBOR,MI	105.0
SRIDHATRI	G	8	F	EAGLE RIDGE ACADEMY	MINNETONKA,MN	97.5
ARTHUR	N	8	M	MOUNDS VIEW HIGH SCHOOL	ARDEN HILLS,MN	141.0
ALEXIS	Y	8	F	VALLEY VIEW MS. EDINA PUBLIC	EDINA,MN	117.0
ROHAN	B	8	M	CENTRAL HIGH SCHOOL	SPRINGFIELD,MO	112.5
SAMUEL	G	7	M	CENTRAL HIGH SCHOOL	SPRINGFIELD,MO	103.5
WILLIAM	Y	7	U	CENTRAL HIGH SCHOOL	SPRINGFIELD,MO	100.5
WILLIAM	B	7	M	LADUE MIDDLE SCHOOL	ST. LOUIS,MO	120.0
SAMUEL	C	7	M	LADUE MIDDLE SCHOOL	ST. LOUIS,MO	99.0
JASON	D	8	M	LADUE MIDDLE SCHOOL	ST. LOUIS,MO	138.0
KAYTA	G	8	F	LADUE MIDDLE SCHOOL	ST. LOUIS,MO	127.5
STEPHEN	J	8	M	LADUE MIDDLE SCHOOL	ST. LOUIS,MO	136.5
MARINA	S	8	F	LADUE MIDDLE SCHOOL	ST. LOUIS,MO	102.0
ERIC	Y	8	U	LADUE MIDDLE SCHOOL	ST. LOUIS,MO	93.0
SRI	J	8	M	MARQUETTE HIGH SCHOOL	CHESTERFIELD,MO	120.0
DEUCE	D	8	M	ROLLA JUNIOR HIGH SCHOOL	ROLLA,MO	111.0
EDMUND	D	8	M	OXFORD HS	OXFORD,MS	112.5
TIMOTHY	D	8	M	ARDREY KELL	CHARLOTTE,NC	145.5
OLIVIA	Y	7	F	ARDREY KELL	CHARLOTTE,NC	136.5
ALICE	Z	8	F	CARY ACADEMY	CARY,NC	105.0
SUNGWOOK	J	8	M	D H CONLEY HS	GREENVILLE,NC	96.0
ABHINAV	M	7	M	DAVIS DRIVE MS	CARY,NC	96.0
CHUHAN	O	8	F	DAVIS DRIVE MS	CARY,NC	96.0
ISAAC	Z	7	M	DAVIS DRIVE MS	CARY,NC	102.0
JONATHAN	X	8	M	EAST CHAPEL HILL HIGH SCHOOL	CHAPEL HILL,NC	133.5
JOSEPH	C	8	M	METROLINA REGIONAL SCHOLARS ACADEMY	CHARLOTTE,NC	109.5
MICHAEL	F	7	M	THALES ACADEMY – APEX	APEX,NC	94.5
ALVIN	C	8	M	UNIVERSITY OF NORTH CAROLINA AT CHAPEL HILL	CHAPEL HILL,NC	144.0

Achievement Roll in US and Canada – Page 22

First Name	Last Initial	Grade	Gender	School	City,State	Score
MICHAEL	D	6	U	UNIVERSITY OF NORTH CAROLINA AT CHAPEL HILL	CHAPEL HILL,NC	112.5
LEO	D	7	M	UNIVERSITY OF NORTH CAROLINA AT CHAPEL HILL	CHAPEL HILL,NC	108.0
KEVIN	D	8	M	UNIVERSITY OF NORTH CAROLINA AT CHAPEL HILL	CHAPEL HILL,NC	109.5
KENAN	H	7	M	UNIVERSITY OF NORTH CAROLINA AT CHAPEL HILL	CHAPEL HILL,NC	127.5
YUEBO	J	8	M	UNIVERSITY OF NORTH CAROLINA AT CHAPEL HILL	CHAPEL HILL,NC	102.0
DANI	K	8	U	UNIVERSITY OF NORTH CAROLINA AT CHAPEL HILL	CHAPEL HILL,NC	96.0
BENJAMIN	L	7	U	UNIVERSITY OF NORTH CAROLINA AT CHAPEL HILL	CHAPEL HILL,NC	106.5
JEFFREY	L	8	M	UNIVERSITY OF NORTH CAROLINA AT CHAPEL HILL	CHAPEL HILL,NC	144.0
ANDREW	Z	8	U	UNIVERSITY OF NORTH CAROLINA AT CHAPEL HILL	CHAPEL HILL,NC	102.0
JOAH	M	8	M	WAKE FOREST UNIVERSITY	WINSTON-SALEM,NC	99.0
JACKSON	V	8	M	WAKE FOREST UNIVERSITY	WINSTON-SALEM,NC	100.5
JOSHUA	L	8	M	LUX MIDDLE SCHOOL	LINCOLN,NE	115.5
KENJI	N	8	M	LUX MIDDLE SCHOOL	LINCOLN,NE	91.5
ANDREW	H	8	U	NASHUA HIGH SCHOOL NORTH	NASHUA,NH	118.5
AUSTIN	W	8	U	SALEM HS	SALEM,NH	127.5
SAMUEL	D	7	M	WORLD ACADEMY	NASHUA,NH	93.0
YUNSEO	C	8	F	BERGEN CO ACADEMIES	HACKENSACK,NJ	144.0
KEVIN	C	7	M	BERGEN CO ACADEMIES	HACKENSACK,NJ	133.5
ANSHUL	G	8	U	BERGEN CO ACADEMIES	HACKENSACK,NJ	144.0
JASON	H	8	M	BERGEN CO ACADEMIES	HACKENSACK,NJ	94.5
WILLIAM	H	7	U	BERGEN CO ACADEMIES	HACKENSACK,NJ	91.5
JONGWON	J	8	M	BERGEN CO ACADEMIES	HACKENSACK,NJ	135.0
YUL	K	7	F	BERGEN CO ACADEMIES	HACKENSACK,NJ	105.0
JESSICA	L	8	F	BERGEN CO ACADEMIES	HACKENSACK,NJ	115.5
SOPHIE	L	8	F	BERGEN CO ACADEMIES	HACKENSACK,NJ	103.5
MARVIN	M	6	M	BERGEN CO ACADEMIES	HACKENSACK,NJ	100.5
KYUMIN	S	8	M	BERGEN CO ACADEMIES	HACKENSACK,NJ	114.0
ARRUM	S	7	F	BERGEN CO ACADEMIES	HACKENSACK,NJ	103.5
JAIDEN	S	6	M	BERGEN CO ACADEMIES	HACKENSACK,NJ	96.0
SIWEN	S	8	U	BERGEN CO ACADEMIES	HACKENSACK,NJ	123.0



### Achievement Roll in US and Canada – Page 23

First Name	Last Initial	Grade	Gender	School	City,State	Score
VIVIAN	T	8	F	BERGEN CO ACADEMIES	HACKENSACK,NJ	123.0
RACHEL	A	8	F	CHURCHILL JUNIOR HIGH SCHOOL	EAST BRUNSWICK,NJ	90.0
EDDIE	C	8	U	COMMUNITY MIDDLE SCHOOL	PLAINSBORO,NJ	129.0
DISHA	K	8	U	COMMUNITY MIDDLE SCHOOL	PLAINSBORO,NJ	120.0
CATHERINE	K	8	F	COMMUNITY MIDDLE SCHOOL	PLAINSBORO,NJ	114.0
SHREYA	M	7	F	COMMUNITY MIDDLE SCHOOL	PLAINSBORO,NJ	97.5
AKHIL	P	8	M	COMMUNITY MIDDLE SCHOOL	PLAINSBORO,NJ	90.0
PARTH	S	8	M	COMMUNITY MIDDLE SCHOOL	PLAINSBORO,NJ	114.0
WILLIAM	W	8	M	COMMUNITY MIDDLE SCHOOL	PLAINSBORO,NJ	150.0
SHIRLEY	X	8	F	COMMUNITY MIDDLE SCHOOL	PLAINSBORO,NJ	121.5
ERIC	Y	7	M	COMMUNITY MIDDLE SCHOOL	PLAINSBORO,NJ	150.0
LEO	Y	8	U	COMMUNITY MIDDLE SCHOOL	PLAINSBORO,NJ	133.5
OL VER	Z	8	M	COMMUNITY MIDDLE SCHOOL	PLAINSBORO,NJ	94.5
PRATYOY	B	8	M	GROVER MIDDLE SCHOOL	WEST WINDSOR,NJ	106.5
ADAM	H	8	M	GROVER MIDDLE SCHOOL	WEST WINDSOR,NJ	118.5
CHUNGE	L	8	U	GROVER MIDDLE SCHOOL	WEST WINDSOR,NJ	99.0
SURAJ	O	7	M	GROVER MIDDLE SCHOOL	WEST WINDSOR,NJ	96.0
ANSH	S	8	M	GROVER MIDDLE SCHOOL	WEST WINDSOR,NJ	94.5
YASASVI	T	8	M	GROVER MIDDLE SCHOOL	WEST WINDSOR,NJ	102.0
MASON	W	7	M	GROVER MIDDLE SCHOOL	WEST WINDSOR,NJ	127.5
ALBERT	X	8	M	GROVER MIDDLE SCHOOL	WEST WINDSOR,NJ	91.5
EDWARD	X	6	M	GROVER MIDDLE SCHOOL	WEST WINDSOR,NJ	103.5
ASHLEY	Z	7	F	GROVER MIDDLE SCHOOL	WEST WINDSOR,NJ	99.0
ALLEN	Z	8	M	GROVER MIDDLE SCHOOL	WEST WINDSOR,NJ	126.0
LASYA	B	8	F	KEAN UNIVERSITY	UNION,NJ	108.0
ADITHYA	B	8	M	KEAN UNIVERSITY	UNION,NJ	144.0
LUCAS	C	8	M	KEAN UNIVERSITY	UNION,NJ	144.0
JARED	C	8	U	KEAN UNIVERSITY	UNION,NJ	93.0
JASON	D	8	M	KEAN UNIVERSITY	UNION,NJ	96.0
CHRISTOPHER	D	7	M	KEAN UNIVERSITY	UNION,NJ	96.0

### Achievement Roll in US and Canada – Page 24

First Name	Last Initial	Grade	Gender	School	City,State	Score
GYAN	G	7	U	KEAN UNIVERSITY	UNION,NJ	90.0
AAYUSH	G	8	U	KEAN UNIVERSITY	UNION,NJ	102.0
DARREN	J	7	M	KEAN UNIVERSITY	UNION,NJ	106.5
STANLEY	J	8	M	KEAN UNIVERSITY	UNION,NJ	124.5
VINCENT	J	8	M	KEAN UNIVERSITY	UNION,NJ	93.0
JULIAN	L	8	M	KEAN UNIVERSITY	UNION,NJ	91.5
ERIC	L	7	M	KEAN UNIVERSITY	UNION,NJ	93.0
KEVIN	L	6	U	KEAN UNIVERSITY	UNION,NJ	106.5
BENJAMIN	L	6	M	KEAN UNIVERSITY	UNION,NJ	100.5
HOWARD	L	8	M	KEAN UNIVERSITY	UNION,NJ	102.0
HENRY	M	8	U	KEAN UNIVERSITY	UNION,NJ	120.0
CHRISTOPHER	Q	6	U	KEAN UNIVERSITY	UNION,NJ	106.5
ALAN	R	8	M	KEAN UNIVERSITY	UNION,NJ	90.0
YASH	S	7	U	KEAN UNIVERSITY	UNION,NJ	108.0
AMAN	W	8	M	KEAN UNIVERSITY	UNION,NJ	90.0
BRIAN	Z	8	M	KEAN UNIVERSITY	UNION,NJ	93.0
ALLAN	Z	7	M	KEAN UNIVERSITY	UNION,NJ	114.0
JAMES	Z	8	M	KEAN UNIVERSITY	UNION,NJ	115.5
ANDREW	Z	7	U	KEAN UNIVERSITY	UNION,NJ	93.0
DANIEL	Z	7	U	KEAN UNIVERSITY	UNION,NJ	109.5
BRYAN	Z	6	M	KEAN UNIVERSITY	UNION,NJ	132.0
JESSE	L	8	M	LIVINGSTON HIGH SCHOOL	LIVINGSTON,NJ	93.0
BENJAMIN	M	8	M	LIVINGSTON HIGH SCHOOL	LIVINGSTON,NJ	91.5
EDWARD	W	8	U	LIVINGSTON HIGH SCHOOL	LIVINGSTON,NJ	112.5
NICHOLAS	W	8	M	LIVINGSTON HIGH SCHOOL	LIVINGSTON,NJ	150.0
WILLIAM	L	8	M	MENDHAM HIGH SCHOOL	MENDHAM,NJ	105.0
JUSTIN	K	8	M	MONTGOMERY UPPER MS	SKILLMAN,NJ	102.0
SEAN	L	7	U	MONTGOMERY UPPER MS	SKILLMAN,NJ	102.0
JAMES	W	8	M	MONTGOMERY UPPER MS	SKILLMAN,NJ	97.5
HENRY	Z	8	U	MONTGOMERY UPPER MS	SKILLMAN,NJ	96.0

Achievement Roll in US and Canada – Page 25

First Name	Last Initial	Grade	Gender	School	City,State	Score
SATHVIK	M	7	M	PARSIPPANY HIGH SCHOOL	PARSIPPANY,NJ	105.0
GREGORY	P	8	M	PRIMORIS ACADEMY	WESTWOOD,NJ	136.5
TIMOTHY	Z	6	M	PRIMORIS ACADEMY	WESTWOOD,NJ	94.5
RICHARD	Q	8	M	PRINCETON HIGH SCHOOL	PRINCETON,NJ	132.0
KENNETH	H	8	M	SOUTH BRUNSWICK HS	MONMOUTH JUNCTION,NJ	94.5
JAMES	C	7	M	LA CUEVA HIGH SCHOOL	ALBUQUERQUE,NM	96.0
BERKAN	D	7	M	LA CUEVA HIGH SCHOOL	ALBUQUERQUE,NM	96.0
ANDRAS	Z	8	M	LA CUEVA HIGH SCHOOL	ALBUQUERQUE,NM	93.0
BRIAN	D	8	M	CORAL ACADEMY OF SCIENCE LAS VEGAS	HENDERSON,NV	90.0
DOMINICK	J	8	M	CORAL ACADEMY OF SCIENCE LAS VEGAS	HENDERSON,NV	90.0
SPENCER	R	8	M	CORAL ACADEMY OF SCIENCE LAS VEGAS	HENDERSON,NV	132.0
VISHWATH	G	7	M	DAVIDSON ACADEMY OF NEVADA	RENO,NV	126.0
MICHELLE	L	8	F	DAVIDSON ACADEMY OF NEVADA	RENO,NV	105.0
ASHWIN	M	8	M	DAVIDSON ACADEMY OF NEVADA	RENO,NV	102.0
AAYAN	P	8	U	DAVIDSON ACADEMY OF NEVADA	RENO,NV	96.0
SAMUEL	G	7	M	HYDE PARK MIDDLE SCHOOL	LAS VEGAS,NV	132.0
RYAN	Y	8	M	HYDE PARK MIDDLE SCHOOL	LAS VEGAS,NV	90.0
ALEX	L	8	U	ALBANY ACADEMY–WEST	ALBANY,NY	94.5
ARYADEEPTA	D	7	M	BARD COLLEGE	ANNADALE–ON–HUDSON,NY	129.0
OWEN	D	8	M	BARD COLLEGE	ANNADALE–ON–HUDSON,NY	130.5
ANDREW	C	8	M	BOYNTON MIDDLE SCHOOL	ITHACA,NY	102.0
JAKIN	N	8	F	BOYNTON MIDDLE SCHOOL	ITHACA,NY	102.0
NATHAN	S	7	M	BOYNTON MIDDLE SCHOOL	ITHACA,NY	105.0
JACOB	B	7	U	DALTON SCHOOL	NEW YORK,NY	96.0
MICHELLE	Z	8	F	GREAT NECK NORTH MIDDLE SCHOOL	GREAT NECK,NY	103.5
TRISTAN	W	6	U	GREAT NECK SOUTH MIDDLE SCHOOL	GREAT NECK,NY	93.0
JANSEN	W	7	M	GREAT NECK SOUTH MIDDLE SCHOOL	GREAT NECK,NY	102.0
ANTHONY	Z	8	U	GREAT NECK SOUTH MIDDLE SCHOOL	GREAT NECK,NY	121.5
CA OL	C	7	F	HUNTER COLLEGE HS	NEW YORK,NY	105.0
RISHABH	D	7	M	HUNTER COLLEGE HS	NEW YORK,NY	120.0

### Achievement Roll in US and Canada – Page 26

First Name	Last Initial	Grade	Gender	School	City,State	Score
ALEXANDER	H	8	U	HUNTER COLLEGE HS	NEW YORK,NY	90.0
WILLIAM	H	8	U	HUNTER COLLEGE HS	NEW YORK,NY	117.0
ADI	J	7	M	HUNTER COLLEGE HS	NEW YORK,NY	111.0
HELEN	L	8	F	HUNTER COLLEGE HS	NEW YORK,NY	121.5
CYNTHIA	Q	8	F	HUNTER COLLEGE HS	NEW YORK,NY	103.5
MARIO	T	8	M	HUNTER COLLEGE HS	NEW YORK,NY	121.5
ELIZABETH	V	8	U	HUNTER COLLEGE HS	NEW YORK,NY	90.0
JONATHAN	Z	8	M	HUNTER COLLEGE HS	NEW YORK,NY	120.0
DANNY	L	8	M	LONG ISLAND CONSERVATORY	ALBERTSON,NY	97.5
ZHEBIN	Z	8	U	LONG ISLAND CONSERVATORY	ALBERTSON,NY	105.0
NAVED	A	8	U	MANHATTANVILLE COLLEGE	PURCHASE,NY	94.5
ERIK	B	7	M	MANHATTANVILLE COLLEGE	PURCHASE,NY	120.0
SANKAR	G	8	M	MANHATTANVILLE COLLEGE	PURCHASE,NY	108.0
SUMER	M	8	U	MANHATTANVILLE COLLEGE	PURCHASE,NY	103.5
GRACE	Y	8	F	MANHATTANVILLE COLLEGE	PURCHASE,NY	91.5
KATHERINE	L	8	U	PACE UNIVERSITY	PLEASANTVILLE,NY	100.5
GRACE	T	8	F	PACE UNIVERSITY	PLEASANTVILLE,NY	102.0
MATTHEW	Z	6	U	PACE UNIVERSITY	PLEASANTVILLE,NY	121.5
ROBIN	X	7	F	PAUL J GELINAS JHS	SETAUKET,NY	91.5
ETHAN	Y	6	M	PAUL J GELINAS JHS	SETAUKET,NY	126.0
AMY	F	7	F	PENFIELD SENIOR HIGH SCHOOL	PENFIELD,NY	99.0
RONIT	M	8	M	RIVERDALE COUNTRY SCHOOL	BRONX,NY	93.0
KOLE	M	8	M	RIVERDALE COUNTRY SCHOOL	BRONX,NY	102.0
JAMES	Y	8	M	RIVERDALE COUNTRY SCHOOL	BRONX,NY	90.0
JUSTIN	G	8	U	SANFORD H. CALHOUN HIGH SCHOOL	MERRICK,NY	108.0
ALAN	B	6	U	SIENA COLLEGE--SCHOOL OF SCIENCE	LOUDONVILLE,NY	99.0
SHEN	H	6	M	SIENA COLLEGE--SCHOOL OF SCIENCE	LOUDONVILLE,NY	91.5
SUHAO	H	8	M	SIENA COLLEGE--SCHOOL OF SCIENCE	LOUDONVILLE,NY	109.5
JUSTIN	M	6	U	SIENA COLLEGE--SCHOOL OF SCIENCE	LOUDONVILLE,NY	91.5
ROWECHEN	Z	7	M	SIENA COLLEGE--SCHOOL OF SCIENCE	LOUDONVILLE,NY	106.5

Achievement Roll in US and Canada – Page 27

First Name	Last Initial	Grade	Gender	School	City,State	Score
VICTOR	D	6	U	STONYBROOK UNIVERSITY, DEPARTMENT OF MATHEMATICS	STONY BROOK,NY	103.5
WILLIAM	H	8	M	STONYBROOK UNIVERSITY, DEPARTMENT OF MATHEMATICS	STONY BROOK,NY	124.5
KEVIN	L	8	M	STONYBROOK UNIVERSITY, DEPARTMENT OF MATHEMATICS	STONY BROOK,NY	114.0
MAXIMUS	L	6	M	STONYBROOK UNIVERSITY, DEPARTMENT OF MATHEMATICS	STONY BROOK,NY	144.0
LU	M	6	U	STONYBROOK UNIVERSITY, DEPARTMENT OF MATHEMATICS	STONY BROOK,NY	93.0
ETHAN	Z	7	M	STONYBROOK UNIVERSITY, DEPARTMENT OF MATHEMATICS	STONY BROOK,NY	139.5
JOSEPHINE	L	7	F	STUYVESANT HIGH SCHOOL	NEW YORK,NY	112.5
BRANDON	L	6	M	TALENTED AND GIFTED SCHOOL FOR YOUNG SCHOLARS	NEW YORK,NY	94.5
ELLA	J	6	F	THE SPEYER LEGACY SCHOOL	NEW YORK,NY	99.0
RAYMOND	T	8	U	HAWKEN UPPER SCHOOL	GATES MILLS,OH	111.0
SOHAM	K	8	M	METRO HS	COLUMBUS,OH	120.0
ADITYA	A	8	M	NEW ALBANY HS	NEW ALBANY,OH	112.5
ROHIT	D	7	M	REVERE HIGH SCHOOL	RICHFIELD,OH	96.0
SINGER	E	7	M	SOLON HIGH SCHOOL	SOLON,OH	103.5
RYAN	L	7	M	SOLON HIGH SCHOOL	SOLON,OH	94.5
JUSTIN	H	8	M	WILLIAM MASON HIGH	MASON,OH	112.5
CALVIN	X	8	M	APPLEBY COLLEGE	OAKVILLE,ON	114.0
VEDAANT	S	8	M	CARLETON UNIVERSITY–SCHOOL OF MATHEMATICS AND STATISTICS	OTTAWA,ON	100.5
RYAN	S	8	M	CARLETON UNIVERSITY–SCHOOL OF MATHEMATICS AND STATISTICS	OTTAWA,ON	111.0
DAVID	X	8	M	CARLETON UNIVERSITY–SCHOOL OF MATHEMATICS AND STATISTICS	OTTAWA,ON	106.5
SIMON	O	8	M	TORONTO HARVARD INTERNATIONAL ACADEMY	TORONTO,ON	97.5
BERT	S	8	M	TORONTO HARVARD INTERNATIONAL ACADEMY	TORONTO,ON	90.0
BRIAN	W	8	M	TORONTO HARVARD INTERNATIONAL ACADEMY	TORONTO,ON	103.5
JENNY	W	8	F	TORONTO HARVARD INTERNATIONAL ACADEMY	TORONTO,ON	96.0
RICHARD	Z	8	M	TORONTO HARVARD INTERNATIONAL ACADEMY	TORONTO,ON	96.0
EUGENE	Z	8	M	TORONTO HARVARD INTERNATIONAL ACADEMY	TORONTO,ON	103.5
KELVIN	G	8	M	UNIVERSITY OF TORONTO	TORONTO,ON	94.5
MARIA	H	7	F	UNIVERSITY OF TORONTO	TORONTO,ON	99.0
ZHENING	L	8	M	UNIVERSITY OF TORONTO	TORONTO,ON	141.0
ETHAN	L	8	M	UNIVERSITY OF TORONTO	TORONTO,ON	115.5

**Achievement Roll in US and Canada – Page 28**

First Name	Last Initial	Grade	Gender	School	City,State	Score
ELLINA	Z	8	F	UNIVERSITY OF TORONTO	TORONTO,ON	90.0
JUSTIN	C	8	U	UNIVERSITY OF TORONTO SCHOOLS	TORONTO,ON	94.5
EMILY	L	7	F	UNIVERSITY OF TORONTO SCHOOLS	TORONTO,ON	103.5
ORELIA	P	7	F	UNIVERSITY OF TORONTO SCHOOLS	TORONTO,ON	90.0
ERIC	S	8	M	UNIVERSITY OF TORONTO SCHOOLS	TORONTO,ON	130.5
WILLIAM	S	8	M	UNIVERSITY OF TORONTO SCHOOLS	TORONTO,ON	106.5
EMILY	W	8	U	UNIVERSITY OF TORONTO SCHOOLS	TORONTO,ON	93.0
DANIEL	Y	7	M	UNIVERSITY OF TORONTO SCHOOLS	TORONTO,ON	103.5
KEVINYUNQIAO	L	7	U	UPPER CANADA COLLEGE	TORONTO,ON	99.0
YINGWEN	B	7	U	VICTORIA INTERNATIONAL COLLEGE	NORTH YORK,ON	90.0
ETHAN	H	8	U	VICTORIA INTERNATIONAL COLLEGE	NORTH YORK,ON	105.0
PETER	L	8	M	VICTORIA INTERNATIONAL COLLEGE	NORTH YORK,ON	90.0
MATTHEW	W	8	M	VICTORIA INTERNATIONAL COLLEGE	NORTH YORK,ON	96.0
PRESTON	B	7	U	ACCESS ACADEMY	PORTLAND,OR	99.0
EDWARD	Y	8	M	ACCESS ACADEMY	PORTLAND,OR	96.0
GAVIN	Z	8	M	ACCESS ACADEMY	PORTLAND,OR	90.0
JEFFREY	F	7	M	ATHEY CREEK MS	TUALATIN,OR	114.0
STEVEN	N	7	M	ATHEY CREEK MS	TUALATIN,OR	108.0
KEVIN	D	8	U	CRESCENT VALLEY HIGH SCHOOL	CORVALLIS,OR	114.0
APOLLO	H	7	M	CRESCENT VALLEY HIGH SCHOOL	CORVALLIS,OR	130.5
GOPAL	G	8	M	KRISHNA HOME SCHOOL	PORTLAND,OR	141.0
RAM	G	6	M	KRISHNA HOME SCHOOL	PORTLAND,OR	123.0
ZAREEF	A	8	M	STOLLER MS	PORTLAND,OR	127.5
WENJU N	H	8	M	STOLLER MS	PORTLAND,OR	144.0
COLIN	L	8	M	STOLLER MS	PORTLAND,OR	111.0
ARUSHI	M	7	F	STOLLER MS	PORTLAND,OR	112.5
PUJAN	P	8	M	STOLLER MS	PORTLAND,OR	90.0
BRIAN	X	8	U	STOLLER MS	PORTLAND,OR	121.5
PHILIP	X	8	U	STOLLER MS	PORTLAND,OR	91.5
PETER	Y	7	M	STOLLER MS	PORTLAND,OR	108.0

Achievement Roll in US and Canada – Page 29

First Name	Last Initial	Grade	Gender	School	City,State	Score
ALEXANDER	Z	8	M	BALA CYNWYD MIDDLE SCHOOL	BALA CYNWYD,PA	135.0
EMILY	Z	7	F	JUNIATA COLLEGE	HUNTINGDON,PA	97.5
CHANCHARIK	M	8	M	MOON AREA MIDDLE SCHOOL	MOON TWP,PA	103.5
JEFFREY	Y	7	M	PENN STATE UNIVERSITY	NEW KENSINGTON,PA	103.5
ELLEN	Z	8	F	PENNSBURY HIGH SCHOOL EAST	FAIRLESS HILLS,PA	105.0
J FREY	G	8	M	RADNOR HIGH SCHOOL	RADNOR,PA	96.0
JOSHUA	Y	8	M	RADNOR HIGH SCHOOL	RADNOR,PA	138.0
MAYA	R	8	F	SHIPLEY SCHOOL	BRYN MAWR,PA	133.5
ZACHARY	C	7	M	STATE COLLEGE NORTH HIGH SCH	STATE COLLEGE,PA	111.0
CLAIRE	J	8	F	STATE COLLEGE NORTH HIGH SCH	STATE COLLEGE,PA	91.5
TONY	T	7	U	STATE COLLEGE NORTH HIGH SCH	STATE COLLEGE,PA	108.0
DANIEL	X	7	M	STATE COLLEGE NORTH HIGH SCH	STATE COLLEGE,PA	94.5
ALBERT	Z	8	M	STATE COLLEGE NORTH HIGH SCH	STATE COLLEGE,PA	118.5
CLAIRE	Z	7	U	STATE COLLEGE NORTH HIGH SCH	STATE COLLEGE,PA	102.0
PETER	L	7	M	UPPER DUBLIN HS	FORT WASHINGTON,PA	129.0
ERIC	T	8	M	WHEELER SCHOOL	PROVIDENCE,RI	118.5
KEVIN	F	8	M	CLEMSON UNIVERSITY	CLEMSON,SC	108.0
KAYLEE	C	6	F	HAMMOND SCHOOL	COLUMBIA,SC	94.5
SERENA	A	8	F	SOUTH DAKOTA STATE UNIVERSITY	BROOKINGS,SD	135.0
TOMAS	G	6	M	SOUTH DAKOTA STATE UNIVERSITY	BROOKINGS,SD	100.5
SAMYOK	N	8	M	SOUTH DAKOTA STATE UNIVERSITY	BROOKINGS,SD	93.0
DANIEL	W	8	M	EVAN HARDY COLLEGIATE	SASKATOON,SK	97.5
RULAN	G	8	U	BEARDEN HS	KNOXVILLE,TN	91.5
ALEX	Z	8	M	COLLIERVILLE HS	COLLIERVILLE,TN	108.0
AYAKA	K	8	F	HOUSTON MIDDLE SCHOOL	GERMANTOWN,TN	100.5
GEO GE	Z	7	M	MEMPHIS UNIVERSITY SCHOOL	MEMPHIS,TN	126.0
BAYLOR	S	8	U	MONTGOMERY BELL ACADEMY	NASHVILLE,TN	105.0
SAHIL	G	8	M	ROSS N. ROBINSON	KINGSPORT,TN	111.0
MICAH	G	6	M	AUSTIN AREA HOMESCHOOLERS	AUSTIN,TX	99.0
JOSHUA	P	8	U	AUSTIN AREA HOMESCHOOLERS	AUSTIN,TX	115.5

Achievement Roll in US and Canada – Page 30

First Name	Last Initial	Grade	Gender	School	City,State	Score
BILL	W	8	M	BECK JHS	KATY,TX	96.0
STEPHEN	X	8	M	BECK JHS	KATY,TX	124.5
DANIEL	Y	8	M	BECK JHS	KATY,TX	99.0
TONY	Z	6	U	BECK JHS	KATY,TX	91.5
SAMEER	G	8	M	BECKENDORFF JUNIOR HIGH	KATY,TX	102.0
CHRISTOPHER	H	7	U	BECKENDORFF JUNIOR HIGH	KATY,TX	102.0
RAKSHEET	K	8	M	BECKENDORFF JUNIOR HIGH	KATY,TX	120.0
ANGELA	L	8	F	BECKENDORFF JUNIOR HIGH	KATY,TX	106.5
JASON	W	8	U	BECKENDORFF JUNIOR HIGH	KATY,TX	90.0
STEPHANIE	W	7	U	BECKENDORFF JUNIOR HIGH	KATY,TX	109.5
YITIAN	Z	8	U	BECKENDORFF JUNIOR HIGH	KATY,TX	90.0
ANDREW	O	6	U	CISTERCIAN PREPARATORY SCHOOL	IRVING,TX	90.0
HENRY	P	8	M	CISTERCIAN PREPARATORY SCHOOL	IRVING,TX	90.0
RAMYA	I	7	F	CYPRESS WOODS HIGH SCHOOL	CYPRESS,TX	102.0
HUBERT	J	8	M	DOERRE INTERMEDIATE SCHOOL	KLEIN,TX	108.0
GUNJUG	K	8	M	DOERRE INTERMEDIATE SCHOOL	KLEIN,TX	99.0
JOSEPH	C	7	M	FORT SETTLEMENT MS	SUGAR LAND,TX	108.0
CHRISTINE	H	7	F	FORT SETTLEMENT MS	SUGAR LAND,TX	117.0
EMILY	L	8	F	FORT SETTLEMENT MS	SUGAR LAND,TX	103.5
LEO	L	7	M	FORT SETTLEMENT MS	SUGAR LAND,TX	96.0
JASON	R	8	M	FORT SETTLEMENT MS	SUGAR LAND,TX	103.5
JOANN	S	8	F	FORT SETTLEMENT MS	SUGAR LAND,TX	124.5
YI	S	8	F	FORT SETTLEMENT MS	SUGAR LAND,TX	108.0
NATALIE	W	8	F	FORT SETTLEMENT MS	SUGAR LAND,TX	93.0
VICTOR	W	8	M	FORT SETTLEMENT MS	SUGAR LAND,TX	91.5
SAMUEL	W	8	M	FORT SETTLEMENT MS	SUGAR LAND,TX	120.0
JASON	W	8	M	FORT SETTLEMENT MS	SUGAR LAND,TX	117.0
JADEN	W	8	M	FORT SETTLEMENT MS	SUGAR LAND,TX	109.5
BELLA	X	8	U	FORT SETTLEMENT MS	SUGAR LAND,TX	139.5
AMY	Z	8	F	FORT SETTLEMENT MS	SUGAR LAND,TX	138.0



**Achievement Roll in US and Canada – Page 31**

<b>First Name</b>	<b>Last Initial</b>	<b>Grade</b>	<b>Gender</b>	<b>School</b>	<b>City,State</b>	<b>Score</b>
JUSTIN	L	7	M	HIGHLAND PARK HIGH SCHOOL	DALLAS,TX	97.5
KELSEY	C	8	U	HOCKADAY SCHOOL	DALLAS,TX	93.0
ANGELINA	W	8	U	HOCKADAY SCHOOL	DALLAS,TX	102.0
DAVID	H	8	M	LEGACY PCA	THE WOODLANDS,,TX	145.5
NISHAANTH	J	8	M	LIBERTY HIGH SCHOOL	FRISCO,TX	94.5
ALAN	L	7	M	MURPHY MIDDLE SCHOOL	MURPHY,TX	138.0
WILLIAM	P	7	U	MURPHY MIDDLE SCHOOL	MURPHY,TX	97.5
ALLEN	J	7	M	PEARLAND WEST J H	PEARLAND,TX	90.0
JAYDEN	L	7	M	PEARLAND WEST J H	PEARLAND,TX	114.0
AMBER	L	7	F	PEARLAND WEST J H	PEARLAND,TX	90.0
ANDREW	C	7	M	QUAIL VALLEY MIDDLE SCHOOL	MISSOURI CITY,TX	150.0
JUSTIN	C	6	M	QUAIL VALLEY MIDDLE SCHOOL	MISSOURI CITY,TX	90.0
NICHOLAS	H	8	M	QUAIL VALLEY MIDDLE SCHOOL	MISSOURI CITY,TX	94.5
TONYA	H	8	F	QUAIL VALLEY MIDDLE SCHOOL	MISSOURI CITY,TX	100.5
ALEX	L	8	M	QUAIL VALLEY MIDDLE SCHOOL	MISSOURI CITY,TX	112.5
NAVEEN	M	8	M	QUAIL VALLEY MIDDLE SCHOOL	MISSOURI CITY,TX	132.0
AMOGHA	P	7	M	QUAIL VALLEY MIDDLE SCHOOL	MISSOURI CITY,TX	96.0
WEILUN	S	8	M	QUAIL VALLEY MIDDLE SCHOOL	MISSOURI CITY,TX	120.0
SREEJA	T	7	F	QUAIL VALLEY MIDDLE SCHOOL	MISSOURI CITY,TX	138.0
LI	T	6	F	QUAIL VALLEY MIDDLE SCHOOL	MISSOURI CITY,TX	90.0
KYLE	T	8	M	QUAIL VALLEY MIDDLE SCHOOL	MISSOURI CITY,TX	124.5
RICH	W	6	M	QUAIL VALLEY MIDDLE SCHOOL	MISSOURI CITY,TX	97.5
MICHELLE	W	8	F	QUAIL VALLEY MIDDLE SCHOOL	MISSOURI CITY,TX	133.5
MATTHEW	W	8	M	QUAIL VALLEY MIDDLE SCHOOL	MISSOURI CITY,TX	102.0
JARVIE	X	7	M	QUAIL VALLEY MIDDLE SCHOOL	MISSOURI CITY,TX	120.0
DYLAN	Y	6	M	QUAIL VALLEY MIDDLE SCHOOL	MISSOURI CITY,TX	109.5
XIAOYU	Z	8	F	QUAIL VALLEY MIDDLE SCHOOL	MISSOURI CITY,TX	93.0
IAN	C	6	M	RICE MIDDLE SCHOOL	PLANO,TX	106.5
WILLIAM	D	6	M	RICE MIDDLE SCHOOL	PLANO,TX	100.5
RITHVIK	G	7	M	RICE MIDDLE SCHOOL	PLANO,TX	106.5

Achievement Roll in US and Canada – Page 32

First Name	Last Initial	Grade	Gender	School	City,State	Score
YASH	G	8	M	RICE MIDDLE SCHOOL	PLANO,TX	114.0
AARON	G	6	M	RICE MIDDLE SCHOOL	PLANO,TX	123.0
LUKE	L	7	M	RICE MIDDLE SCHOOL	PLANO,TX	136.5
ETHAN	L	8	M	RICE MIDDLE SCHOOL	PLANO,TX	91.5
SAI	S	8	M	RICE MIDDLE SCHOOL	PLANO,TX	94.5
ERIC	S	6	M	RICE MIDDLE SCHOOL	PLANO,TX	94.5
SRIKAR	T	8	U	RICE MIDDLE SCHOOL	PLANO,TX	90.0
MAXWELL	W	8	M	RICE MIDDLE SCHOOL	PLANO,TX	97.5
LILLIAN	Y	8	F	RICE MIDDLE SCHOOL	PLANO,TX	96.0
ANGELA	Y	8	F	RICE MIDDLE SCHOOL	PLANO,TX	105.0
BRADY	Z	6	M	RICE MIDDLE SCHOOL	PLANO,TX	94.5
ALENA	Z	6	U	RICE MIDDLE SCHOOL	PLANO,TX	100.5
YUNHAO	Z	7	U	RICE MIDDLE SCHOOL	PLANO,TX	96.0
ERIC	L	7	M	SARTARTIA MIDDLE SCHOOL	SUGAR LAND,TX	97.5
ALICE	Z	6	F	SARTARTIA MIDDLE SCHOOL	SUGAR LAND,TX	94.5
LEO	Z	7	M	SARTARTIA MIDDLE SCHOOL	SUGAR LAND,TX	93.0
AMY	G	8	F	SCHIMELPFENIG MIDDLE SCHOOL	PLANO,TX	99.0
DAVID	L	8	M	SCHIMELPFENIG MIDDLE SCHOOL	PLANO,TX	96.0
ABHINAV	B	8	M	SEVEN LAKES JUNIOR HIGH	KATY,TX	91.5
ETHAN	J	8	M	SEVEN LAKES JUNIOR HIGH	KATY,TX	109.5
AMBER	K	7	F	SEVEN LAKES JUNIOR HIGH	KATY,TX	91.5
RAJ	B	8	M	TRINITY VALLEY SCHOOL	FORT WORTH,TX	94.5
JACOB	D	7	M	TRINITY VALLEY SCHOOL	FORT WORTH,TX	132.0
MICHAEL	S	7	M	TRINITY VALLEY SCHOOL	FORT WORTH,TX	108.0
ROHIT	B	8	U	UNIVERSITY OF TEXAS AT AUSTIN	AUSTIN,TX	114.0
NIR	E	8	M	UNIVERSITY OF TEXAS AT AUSTIN	AUSTIN,TX	114.0
JOSHUA	K	8	M	UNIVERSITY OF TEXAS AT AUSTIN	AUSTIN,TX	109.5
ETHAN	L	6	M	UNIVERSITY OF TEXAS AT AUSTIN	AUSTIN,TX	126.0
IJAY	N	8	M	UNIVERSITY OF TEXAS AT AUSTIN	AUSTIN,TX	117.0
SAMUEL	T	8	U	UNIVERSITY OF TEXAS AT AUSTIN	AUSTIN,TX	117.0

**Achievement Roll in US and Canada – Page 33**

<b>First Name</b>	<b>Last Initial</b>	<b>Grade</b>	<b>Gender</b>	<b>School</b>	<b>City,State</b>	<b>Score</b>
EMILY	W	8	F	UNIVERSITY OF TEXAS AT AUSTIN	AUSTIN,TX	130.5
MICHELLE	X	7	F	UNIVERSITY OF TEXAS AT AUSTIN	AUSTIN,TX	129.0
KEVIN	X	6	M	UNIVERSITY OF TEXAS AT AUSTIN	AUSTIN,TX	124.5
ANDREW	Y	8	M	UNIVERSITY OF TEXAS AT AUSTIN	AUSTIN,TX	117.0
ARYAN	A	8	M	UNIVERSITY OF TEXAS AT DALLAS	RICHARDSON,TX	97.5
ARKO	B	7	M	UNIVERSITY OF TEXAS AT DALLAS	RICHARDSON,TX	93.0
SANJANA	K	7	F	UNIVERSITY OF TEXAS AT DALLAS	RICHARDSON,TX	93.0
ERNEST	L	8	M	UNIVERSITY OF TEXAS AT DALLAS	RICHARDSON,TX	94.5
SAIABHIJIT	P	8	M	UNIVERSITY OF TEXAS AT DALLAS	RICHARDSON,TX	108.0
NAIRIT	S	7	M	UNIVERSITY OF TEXAS AT DALLAS	RICHARDSON,TX	112.5
KUDVA	V	8	U	UNIVERSITY OF TEXAS AT DALLAS	RICHARDSON,TX	105.0
AKASH	V	8	M	UNIVERSITY OF TEXAS AT DALLAS	RICHARDSON,TX	124.5
ARJUN	V	7	M	UNIVERSITY OF TEXAS AT DALLAS	RICHARDSON,TX	97.5
JEREMY	Y	7	U	UNIVERSITY OF TEXAS AT DALLAS	RICHARDSON,TX	112.5
VICTORIA	N	7	F	WESTBROOK INTERMEDIATE SCHOOL	FRIENDSWOOD,TX	102.0
RICHARD	X	7	M	WESTBROOK INTERMEDIATE SCHOOL	FRIENDSWOOD,TX	99.0
ANDREW	Y	8	M	ROWLAND HALL	SALT LAKE CITY,UT	109.5
TARUN	M	8	M	WATERFORD SCHOOL	SANDY,UT	129.0
SANJULA	P	7	F	WEST HS	SALT LAKE CITY,UT	100.5
JOSHUA	F	8	U	BASIS INDEPENDENT MCLEAN	MCLEAN,VA	120.0
GARRETT	H	7	U	BASIS INDEPENDENT MCLEAN	MCLEAN,VA	100.5
PRAVALIKA	P	7	F	BASIS INDEPENDENT MCLEAN	MCLEAN,VA	117.0
BENJAMIN	Y	8	M	BASIS INDEPENDENT MCLEAN	MCLEAN,VA	111.0
ETHAN	Z	6	U	BASIS INDEPENDENT MCLEAN	MCLEAN,VA	126.0
EUGENE	C	7	U	BEST ACADEMY	SPRINGFIELD,VA	90.0
ANNA	Z	8	F	COLLEGE OF WILLIAM AND MARY	WILLIAMSBURG,VA	97.5
AARAV	B	7	M	GEORGE MASON UNIVERSITY	FAIRFAX,VA	123.0
DAVID	H	8	M	GEORGE MASON UNIVERSITY	FAIRFAX,VA	114.0
RON	N	7	M	GEORGE MASON UNIVERSITY	FAIRFAX,VA	114.0
SEUNGWAN	S	8	U	GEORGE MASON UNIVERSITY	FAIRFAX,VA	111.0

Achievement Roll in US and Canada – Page 34

First Name	Last Initial	Grade	Gender	School	City,State	Score
VARUN	V	8	M	GEORGE MASON UNIVERSITY	FAIRFAX,VA	90.0
KAIEN	Y	8	U	GEORGE MASON UNIVERSITY	FAIRFAX,VA	102.0
SUBHIKSHA	B	8	F	JAMES W ROBINSON JR SS	FAIRFAX,VA	108.0
PATRICK	G	8	M	JAMES W ROBINSON JR SS	FAIRFAX,VA	91.5
VAGUL	M	8	M	JAMES W ROBINSON JR SS	FAIRFAX,VA	106.5
VARUN	C	8	M	LONGFELLOW MIDDLE SCHOOL	FALLS CHURCH,VA	102.0
EVANS	C	8	U	LONGFELLOW MIDDLE SCHOOL	FALLS CHURCH,VA	106.5
TAMMY	D	8	F	LONGFELLOW MIDDLE SCHOOL	FALLS CHURCH,VA	97.5
DANIEL	F	8	M	LONGFELLOW MIDDLE SCHOOL	FALLS CHURCH,VA	141.0
SATHYA	G	8	M	LONGFELLOW MIDDLE SCHOOL	FALLS CHURCH,VA	97.5
TARUSHII	G	7	F	LONGFELLOW MIDDLE SCHOOL	FALLS CHURCH,VA	91.5
JASON	H	8	M	LONGFELLOW MIDDLE SCHOOL	FALLS CHURCH,VA	90.0
PRATYUSH	J	7	M	LONGFELLOW MIDDLE SCHOOL	FALLS CHURCH,VA	108.0
SHINWOO	J	8	M	LONGFELLOW MIDDLE SCHOOL	FALLS CHURCH,VA	103.5
WILLIAM	J	7	M	LONGFELLOW MIDDLE SCHOOL	FALLS CHURCH,VA	106.5
JONGYUP	K	8	M	LONGFELLOW MIDDLE SCHOOL	FALLS CHURCH,VA	99.0
ERIC	K	8	U	LONGFELLOW MIDDLE SCHOOL	FALLS CHURCH,VA	133.5
YOUNGMIN	K	7	M	LONGFELLOW MIDDLE SCHOOL	FALLS CHURCH,VA	103.5
DANIEL	L	7	U	LONGFELLOW MIDDLE SCHOOL	FALLS CHURCH,VA	91.5
JOSHUA	L	8	M	LONGFELLOW MIDDLE SCHOOL	FALLS CHURCH,VA	96.0
EVAN	L	8	M	LONGFELLOW MIDDLE SCHOOL	FALLS CHURCH,VA	90.0
EDWIN	L	8	U	LONGFELLOW MIDDLE SCHOOL	FALLS CHURCH,VA	138.0
TRISTAN	M	8	M	LONGFELLOW MIDDLE SCHOOL	FALLS CHURCH,VA	123.0
DANIEL	P	8	U	LONGFELLOW MIDDLE SCHOOL	FALLS CHURCH,VA	138.0
ALAN	Q	8	M	LONGFELLOW MIDDLE SCHOOL	FALLS CHURCH,VA	100.5
OWEN	R	7	U	LONGFELLOW MIDDLE SCHOOL	FALLS CHURCH,VA	97.5
AUSTIN	S	8	M	LONGFELLOW MIDDLE SCHOOL	FALLS CHURCH,VA	144.0
LAWRENCE	S	8	M	LONGFELLOW MIDDLE SCHOOL	FALLS CHURCH,VA	127.5
LILLIAN	S	7	F	LONGFELLOW MIDDLE SCHOOL	FALLS CHURCH,VA	106.5
ELIZABETH	S	8	F	LONGFELLOW MIDDLE SCHOOL	FALLS CHURCH,VA	121.5

### Achievement Roll in US and Canada – Page 35

First Name	Last Initial	Grade	Gender	School	City,State	Score
CAROLINE	S	8	F	LONGFELLOW MIDDLE SCHOOL	FALLS CHURCH,VA	100.5
SAMUEL	W	6	M	LONGFELLOW MIDDLE SCHOOL	FALLS CHURCH,VA	150.0
SUMMER	W	8	U	LONGFELLOW MIDDLE SCHOOL	FALLS CHURCH,VA	124.5
ZOE	W	8	F	LONGFELLOW MIDDLE SCHOOL	FALLS CHURCH,VA	102.0
CHARLES	W	8	M	LONGFELLOW MIDDLE SCHOOL	FALLS CHURCH,VA	96.0
MIRANDA	X	8	F	LONGFELLOW MIDDLE SCHOOL	FALLS CHURCH,VA	90.0
WINSTON	Y	8	M	LONGFELLOW MIDDLE SCHOOL	FALLS CHURCH,VA	91.5
ERIC	Y	8	M	LONGFELLOW MIDDLE SCHOOL	FALLS CHURCH,VA	117.0
LAURA	Z	6	F	LONGFELLOW MIDDLE SCHOOL	FALLS CHURCH,VA	90.0
KEVIN	Z	8	M	LONGFELLOW MIDDLE SCHOOL	FALLS CHURCH,VA	126.0
SARAH	Z	8	F	LONGFELLOW MIDDLE SCHOOL	FALLS CHURCH,VA	102.0
MAXWELL	B	8	M	RACHEL CARSON MS	HERNDON,VA	99.0
DHANUSH	B	8	M	RACHEL CARSON MS	HERNDON,VA	103.5
RAUNAK	D	8	M	RACHEL CARSON MS	HERNDON,VA	117.0
DEREK	D	8	M	RACHEL CARSON MS	HERNDON,VA	112.5
SAHIL	G	7	M	RACHEL CARSON MS	HERNDON,VA	91.5
ANDREW	K	7	M	RACHEL CARSON MS	HERNDON,VA	117.0
SRIHAN	K	6	M	RACHEL CARSON MS	HERNDON,VA	90.0
SOMASEKHAR	P	8	M	RACHEL CARSON MS	HERNDON,VA	91.5
ANKIT	R	8	M	RACHEL CARSON MS	HERNDON,VA	94.5
RICHARD	S	8	M	RACHEL CARSON MS	HERNDON,VA	103.5
RAGHAV	K	8	M	RIVER BEND MIDDLE SCHOOL	STERLING,VA	96.0
VIRAJ	B	8	M	ROCK RIDGE HIGH SCHOOL	ASHBURN,VA	91.5
UTKARSH	G	6	M	ROCK RIDGE HIGH SCHOOL	ASHBURN,VA	96.0
JONATHAN	L	8	M	HARTFORD HS	WHITE RIVER JUNC,VT	91.5
JOY	A	6	F	BELLEVUE HIGH SCHOOL	BELLEVUE,WA	133.5
SUNNY	W	7	U	CAMAS HS	CAMAS,WA	109.5
LUAI	A	8	M	CLARK COLLEGE	VANCOUVER,WA	121.5
ALAN	K	6	M	CLARK COLLEGE	VANCOUVER,WA	123.0
SUYASH	P	6	M	CLARK COLLEGE	VANCOUVER,WA	102.0

Achievement Roll in US and Canada – Page 36

First Name	Last Initial	Grade	Gender	School	City,State	Score
FAHMID	R	8	M	CLARK COLLEGE	VANCOUVER,WA	127.5
JUSTIN	X	7	U	CLARK COLLEGE	VANCOUVER,WA	97.5
DANIEL	D	8	M	EVERGREEN MIDDLE SCHOOL	REDMOND,WA	108.0
CHIRAG	V	7	M	EVERGREEN MIDDLE SCHOOL	REDMOND,WA	94.5
KEVIN	Z	8	U	EVERGREEN MIDDLE SCHOOL	REDMOND,WA	127.5
BENNETT	H	8	M	FRENCH AMERICAN SCHOOL OF PUGET SOUND	MERCER ISLAND,WA	91.5
NISHANT	B	8	M	INGLEMOOR HIGH SCHOOL	KENMORE,WA	102.0
SUBHAS	M	8	M	INGLEMOOR HIGH SCHOOL	KENMORE,WA	112.5
NEIL	C	7	M	INTERLAKE HIGH	BELLEVUE,WA	135.0
DAVID	D	6	M	INTERLAKE HIGH	BELLEVUE,WA	102.0
HYUNWOO	L	8	M	INTERLAKE HIGH	BELLEVUE,WA	133.5
ALEX	W	8	M	INTERLAKE HIGH	BELLEVUE,WA	150.0
GENE	Y	6	M	INTERLAKE HIGH	BELLEVUE,WA	121.5
EDWARD	Y	6	U	INTERLAKE HIGH	BELLEVUE,WA	135.0
OWEN	Z	6	M	INTERLAKE HIGH	BELLEVUE,WA	93.0
ALICIA	Z	7	F	INTERLAKE HIGH	BELLEVUE,WA	150.0
CHRIS	W	7	M	INTERNATIONAL COMMUNITY SCHOOL	KIRKLAND,WA	90.0
ALEX	Z	6	M	LAKE WASHINGTON HS	KIRKLAND,WA	99.0
CHARLES	G	8	M	LAKESIDE HIGH SCHOOL	SEATTLE,WA	144.0
YOUNGJOO	L	8	M	LAKESIDE HIGH SCHOOL	SEATTLE,WA	91.5
BELLE	P	8	F	LAKESIDE HIGH SCHOOL	SEATTLE,WA	106.5
PATRICK	P	8	U	LAKESIDE HIGH SCHOOL	SEATTLE,WA	126.0
JESSICA	W	6	F	LAKESIDE HIGH SCHOOL	SEATTLE,WA	144.0
SCOTT	W	8	M	LAKESIDE HIGH SCHOOL	SEATTLE,WA	112.5
DYLAN	X	7	M	LAKESIDE HIGH SCHOOL	SEATTLE,WA	124.5
NAOMI	B	8	F	ODLE MIDDLE SCHOOL	BELLEVUE,WA	102.0
ROBERT	B	7	U	ODLE MIDDLE SCHOOL	BELLEVUE,WA	90.0
BRIAN	C	8	M	ODLE MIDDLE SCHOOL	BELLEVUE,WA	112.5
ROBERT	C	8	M	ODLE MIDDLE SCHOOL	BELLEVUE,WA	123.0
ANDREW	C	7	U	ODLE MIDDLE SCHOOL	BELLEVUE,WA	105.0

Achievement Roll in US and Canada – Page 37

First Name	Last Initial	Grade	Gender	School	City,State	Score
BRANDON	C	8	M	ODLE MIDDLE SCHOOL	BELLEVUE,WA	138.0
JUSTIN	C	8	M	ODLE MIDDLE SCHOOL	BELLEVUE,WA	136.5
JIA XUAN	C	6	U	ODLE MIDDLE SCHOOL	BELLEVUE,WA	100.5
DANIEL	G	8	M	ODLE MIDDLE SCHOOL	BELLEVUE,WA	96.0
ANNE	G	8	F	ODLE MIDDLE SCHOOL	BELLEVUE,WA	91.5
EDWIN	H	6	M	ODLE MIDDLE SCHOOL	BELLEVUE,WA	124.5
AUDRIC	H	6	U	ODLE MIDDLE SCHOOL	BELLEVUE,WA	96.0
NITHYA	K	8	F	ODLE MIDDLE SCHOOL	BELLEVUE,WA	91.5
ELLIE	L	7	F	ODLE MIDDLE SCHOOL	BELLEVUE,WA	97.5
KENNETH	M	8	M	ODLE MIDDLE SCHOOL	BELLEVUE,WA	114.0
EDWARD	Q	8	M	ODLE MIDDLE SCHOOL	BELLEVUE,WA	102.0
VIGNAV	R	7	M	ODLE MIDDLE SCHOOL	BELLEVUE,WA	97.5
DANIEL	S	8	M	ODLE MIDDLE SCHOOL	BELLEVUE,WA	112.5
RONALD	W	8	U	ODLE MIDDLE SCHOOL	BELLEVUE,WA	99.0
WILLIAM	W	7	U	ODLE MIDDLE SCHOOL	BELLEVUE,WA	127.5
CLARENCE	Z	7	M	ODLE MIDDLE SCHOOL	BELLEVUE,WA	90.0
HISHAM	B	8	M	PACIFIC CASCADE MIDDLE SCHOOL	ISSAQUAH,WA	90.0
JEREMY	L	7	M	PACIFIC CASCADE MIDDLE SCHOOL	ISSAQUAH,WA	126.0
MATTHEW	S	7	M	PACIFIC CASCADE MIDDLE SCHOOL	ISSAQUAH,WA	136.5
ERIC	Y	7	M	PACIFIC CASCADE MIDDLE SCHOOL	ISSAQUAH,WA	94.5
VICTOR	C	7	M	PINE LAKE MIDDLE SCHOOL	SAMMAMISH,WA	93.0
DANIEL	H	8	U	PINE LAKE MIDDLE SCHOOL	SAMMAMISH,WA	133.5
JASON	K	8	U	PINE LAKE MIDDLE SCHOOL	SAMMAMISH,WA	94.5
LAASYA	N	8	F	PINE LAKE MIDDLE SCHOOL	SAMMAMISH,WA	114.0
KEVIN	X	8	U	PINE LAKE MIDDLE SCHOOL	SAMMAMISH,WA	90.0
MEGHAN	D	8	F	PULLMAN HIGH SCHOOL	PULLMAN,WA	90.0
CONOR	K	7	M	REDMOND MIDDLE SCHOOL	REDMOND,WA	91.5
RAGHAV	N	8	M	REDMOND MIDDLE SCHOOL	REDMOND,WA	108.0
ARNAV	N	8	M	REDMOND MIDDLE SCHOOL	REDMOND,WA	106.5
ANDREA	W	7	U	REDMOND MIDDLE SCHOOL	REDMOND,WA	91.5

Achievement Roll in US and Canada – Page 38

First Name	Last Initial	Grade	Gender	School	City,State	Score
ROGER	W	8	U	SKYLINE HS	SAMMAMISH,WA	108.0
ALBERT	W	6	M	SKYLINE HS	SAMMAMISH,WA	111.0
EGOR	A	7	M	THE OVERLAKE SCHOOL	REDMOND,WA	90.0
XINLEI	L	8	M	TYEE MIDDLE SCHOOL	BELLEVUE,WA	120.0
MARCELO	S	8	U	TYEE MIDDLE SCHOOL	BELLEVUE,WA	133.5
RYAN	Z	7	M	TYEE MIDDLE SCHOOL	BELLEVUE,WA	106.5
ELLIOTT	F	7	M	CEDARBURG HIGH SCHOOL	CEDARBURGH,WI	109.5
JOSEPH	C	8	M	WEST HIGH SCHOOL	MADISON,WI	135.0
FRANK	L	8	M	WEST HIGH SCHOOL	MADISON,WI	139.5



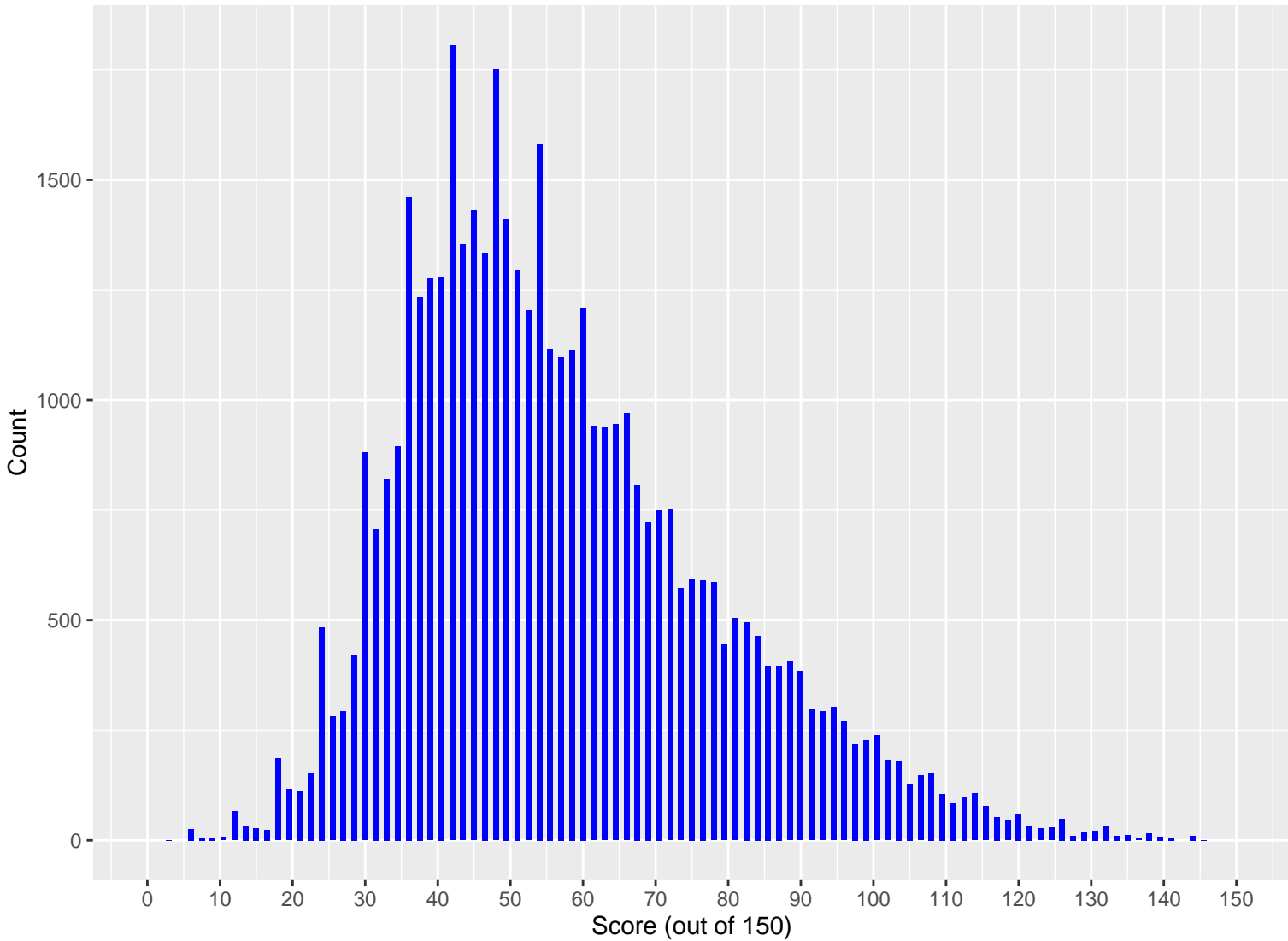
## State Summaries

State	Number of Students	Mean	Median	Top 1% Score	Top 5% Score	Top 10% Score	Top 25% Score
AK	54	57.8	54.00	102.0	94.5	85.5	69.0
AL	279	56.7	51.00	120.0	100.5	90.0	70.5
AR	84	53.7	54.00	114.0	94.5	87.0	60.0
AZ	791	51.7	48.00	118.5	87.0	78.0	61.5
CA	5053	63.8	60.00	121.5	106.5	97.5	79.5
CO	344	51.7	46.50	120.0	102.0	84.0	60.0
CT	1873	52.3	48.00	112.5	90.0	79.5	63.0
DC	299	57.7	55.50	117.0	91.5	84.0	70.5
DE	131	55.2	51.00	109.5	96.0	87.0	67.5
FL	1343	59.5	54.00	118.5	102.0	93.0	73.5
GA	1230	54.7	51.00	106.5	93.0	82.5	66.0
HI	201	54.4	51.00	112.5	88.5	78.0	64.5
IA	599	52.3	48.00	102.0	88.5	78.0	63.0
ID	82	55.1	51.75	123.0	97.5	81.0	66.0
IL	2735	56.9	54.00	114.0	96.0	85.5	67.5
IN	754	56.0	54.00	111.0	91.5	84.0	69.0
KS	444	45.9	42.00	103.5	84.0	70.5	52.5
KY	270	54.5	51.00	108.0	91.5	84.0	63.0
LA	156	50.4	48.00	103.5	85.5	75.0	60.0
MA	1671	62.2	58.50	126.0	108.0	97.5	79.5
MD	809	62.0	58.50	121.5	103.5	94.5	76.5
ME	345	52.6	49.50	109.5	94.5	79.5	61.5
MI	831	59.8	55.50	117.0	99.0	90.0	72.0
MN	1138	54.6	49.50	114.0	91.5	82.5	64.5
MO	386	55.5	49.50	115.5	99.0	88.5	69.0

## State Summaries

State	Number of Students	Mean	Median	Top 1% Score	Top 5% Score	Top 10% Score	Top 25% Score
MS	162	48.8	45.00	115.5	84.0	72.00	57.00
MT	133	46.3	43.50	100.5	69.0	64.50	54.00
NC	1280	58.0	55.50	109.5	94.5	85.50	69.00
ND	137	39.9	39.00	67.5	60.0	52.50	45.00
NE	608	46.5	43.50	93.0	76.5	66.00	54.00
NH	170	71.4	63.00	150.0	130.5	114.75	91.50
NJ	2658	59.7	57.00	117.0	97.5	88.50	72.00
NM	86	62.5	60.00	138.0	106.5	96.00	76.50
NV	440	49.5	46.50	115.5	84.0	71.25	58.50
NY	4453	56.3	54.00	111.0	94.5	84.00	69.00
OH	2849	49.9	46.50	100.5	84.0	75.00	58.50
OK	171	53.0	51.00	109.5	96.0	84.00	61.50
OR	165	65.9	64.50	127.5	105.0	100.50	78.00
PA	2391	55.3	52.50	111.0	90.0	81.00	66.00
RI	224	54.0	52.50	105.0	88.5	82.50	60.75
SC	259	59.4	55.50	115.5	99.0	87.00	72.00
SD	36	55.0	56.25	96.0	88.5	76.50	66.00
TN	593	55.4	51.00	109.5	93.0	84.00	66.00
TX	2160	57.7	52.50	124.5	102.0	90.00	70.50
UT	393	54.5	51.00	108.0	93.0	81.00	64.50
VA	1378	59.3	55.50	120.0	100.5	90.00	72.00
VT	133	45.5	42.00	90.0	79.5	70.50	57.00
WA	296	61.3	54.00	136.5	114.0	102.00	73.50
WI	421	57.8	55.50	108.0	94.5	85.50	69.00
WV	89	53.8	45.00	138.0	99.0	90.00	60.00

## Score Distribution for US & Canada

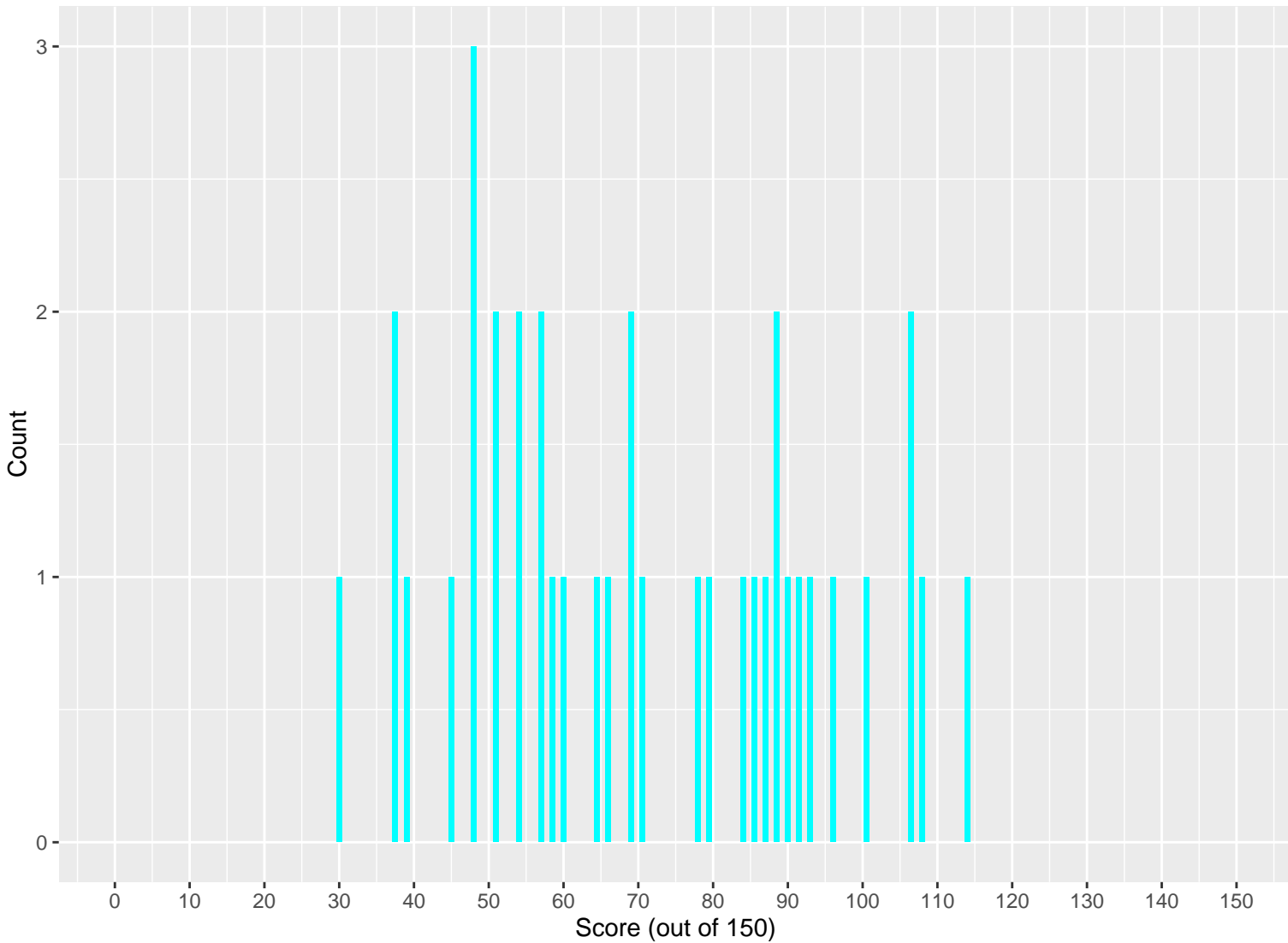


## Summary Statistics

Number of Students	Mean	Median	Top 1% Score	Top 5% Score	Top 10% Score	Top 25% Score
44730	57	52.5	117	97.5	87	69



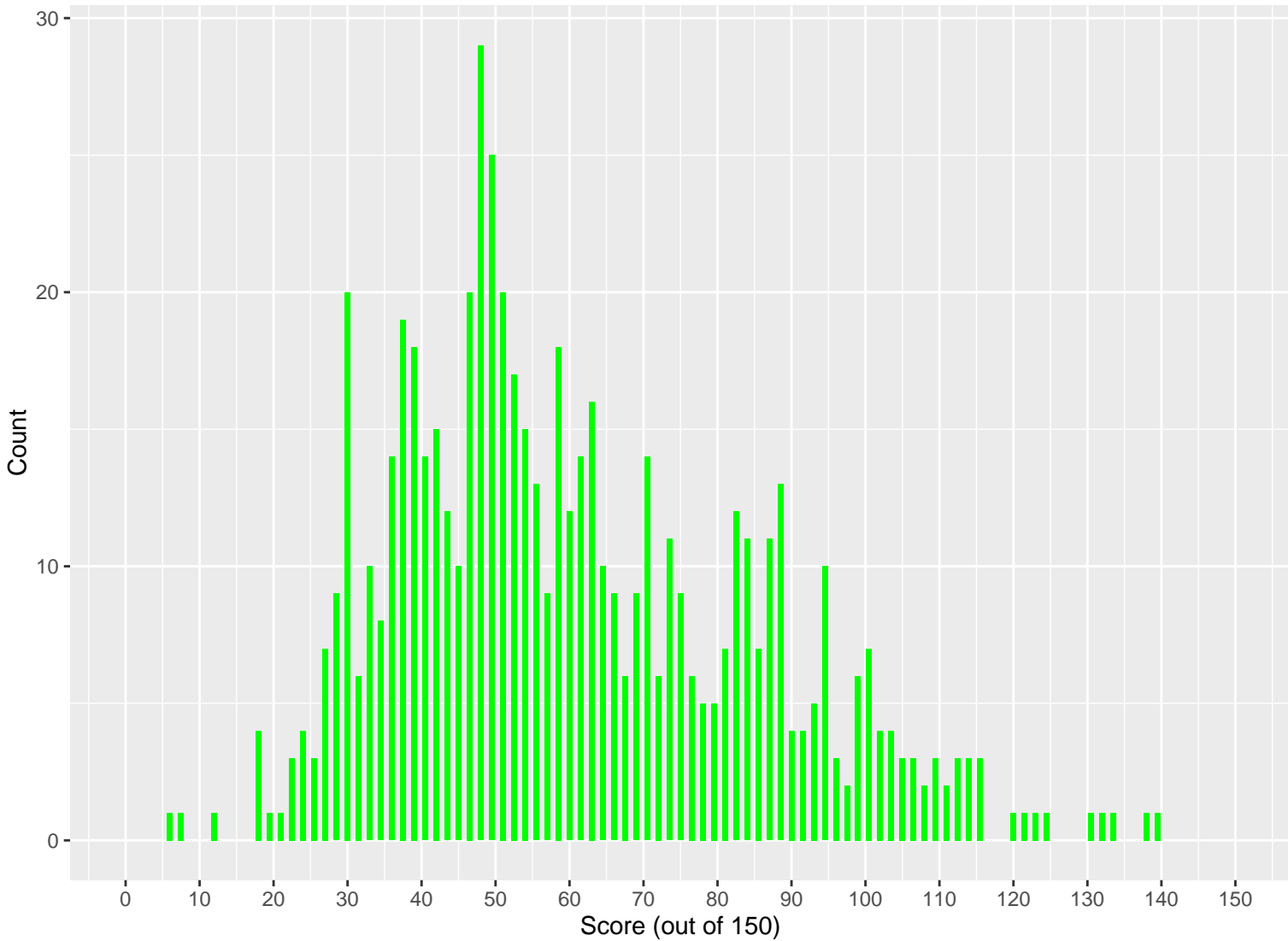
### Score Distribution for Students Below Grade 9



### Summary Statistics for Students Below Grade 9

Number of Students	Mean	Median	Top 1% Score	Top 5% Score	Top 10% Score	Top 25% Score
38	72.7	69	150	114	106.5	90

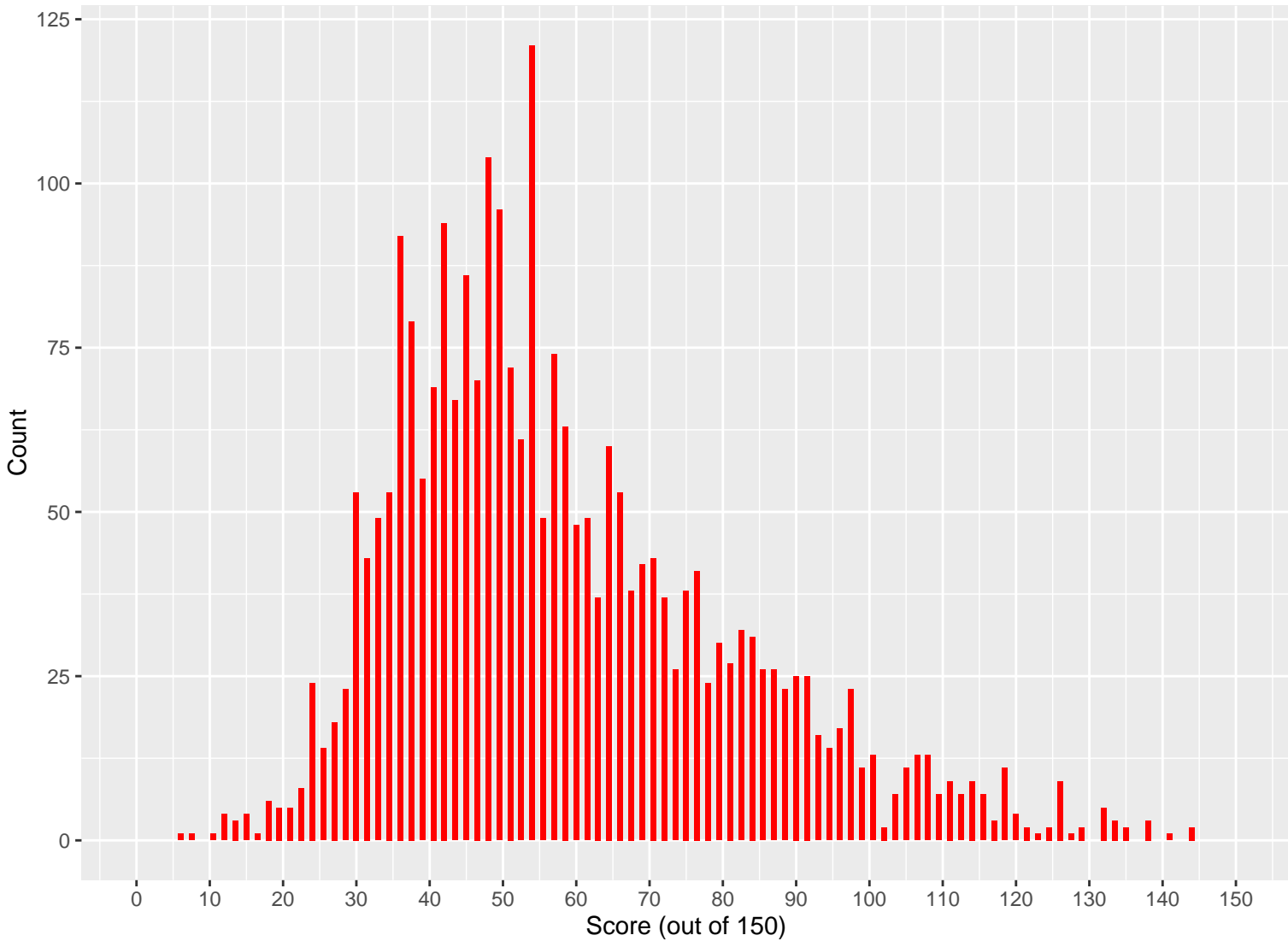
Score Distribution for Grade 9 Students



Summary Statistics for Students in Grade 9

Number of Students	Mean	Median	Top 1% Score	Top 5% Score	Top 10% Score	Top 25% Score
620	60.3	55.5	123	104.25	94.5	76.5

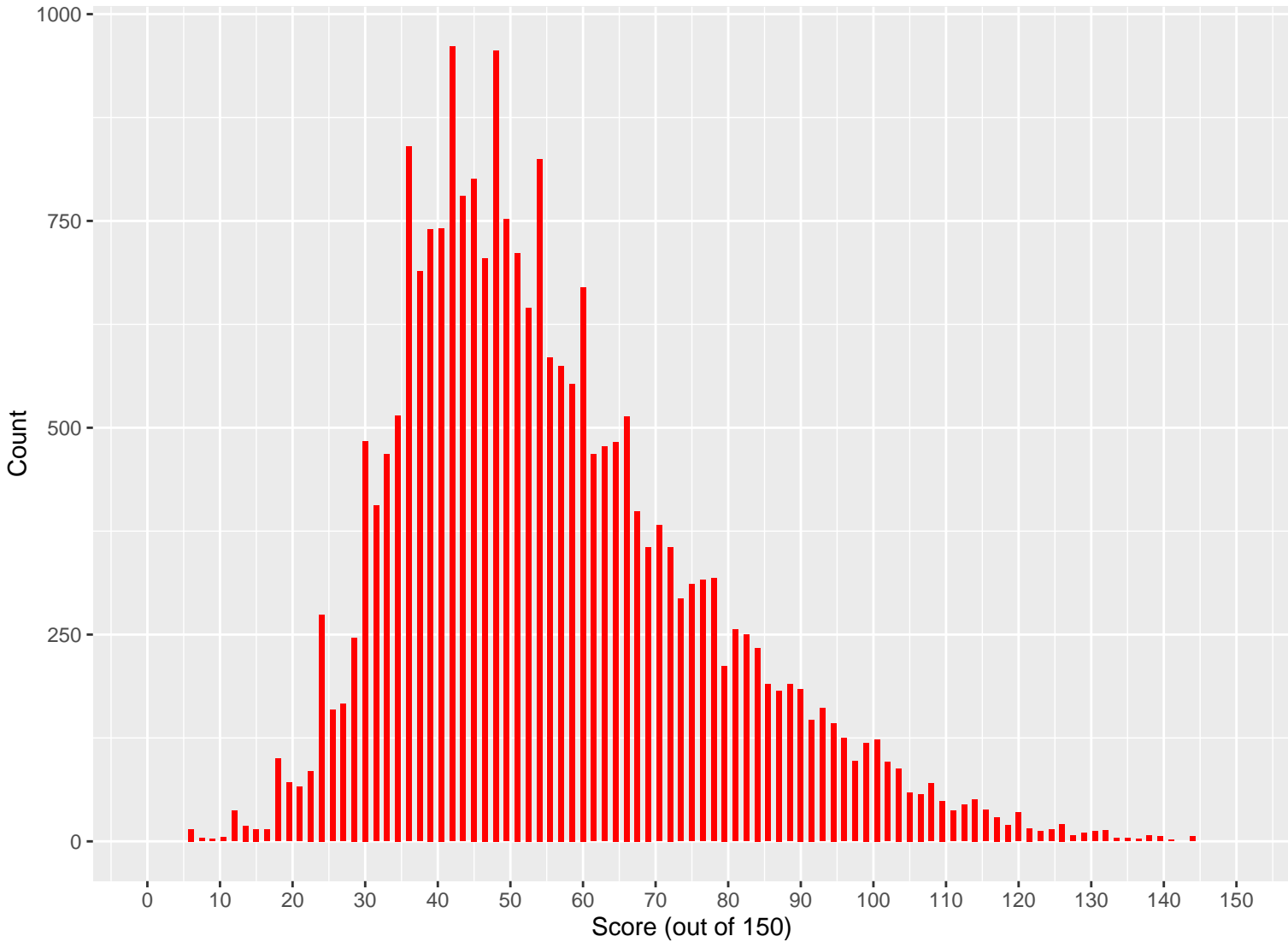
Score Distribution for Grade 10 Students



Summary Statistics for Students in Grade 10

Number of Students	Mean	Median	Top 1% Score	Top 5% Score	Top 10% Score	Top 25% Score
2582	58.3	54	126	103.5	90	70.5

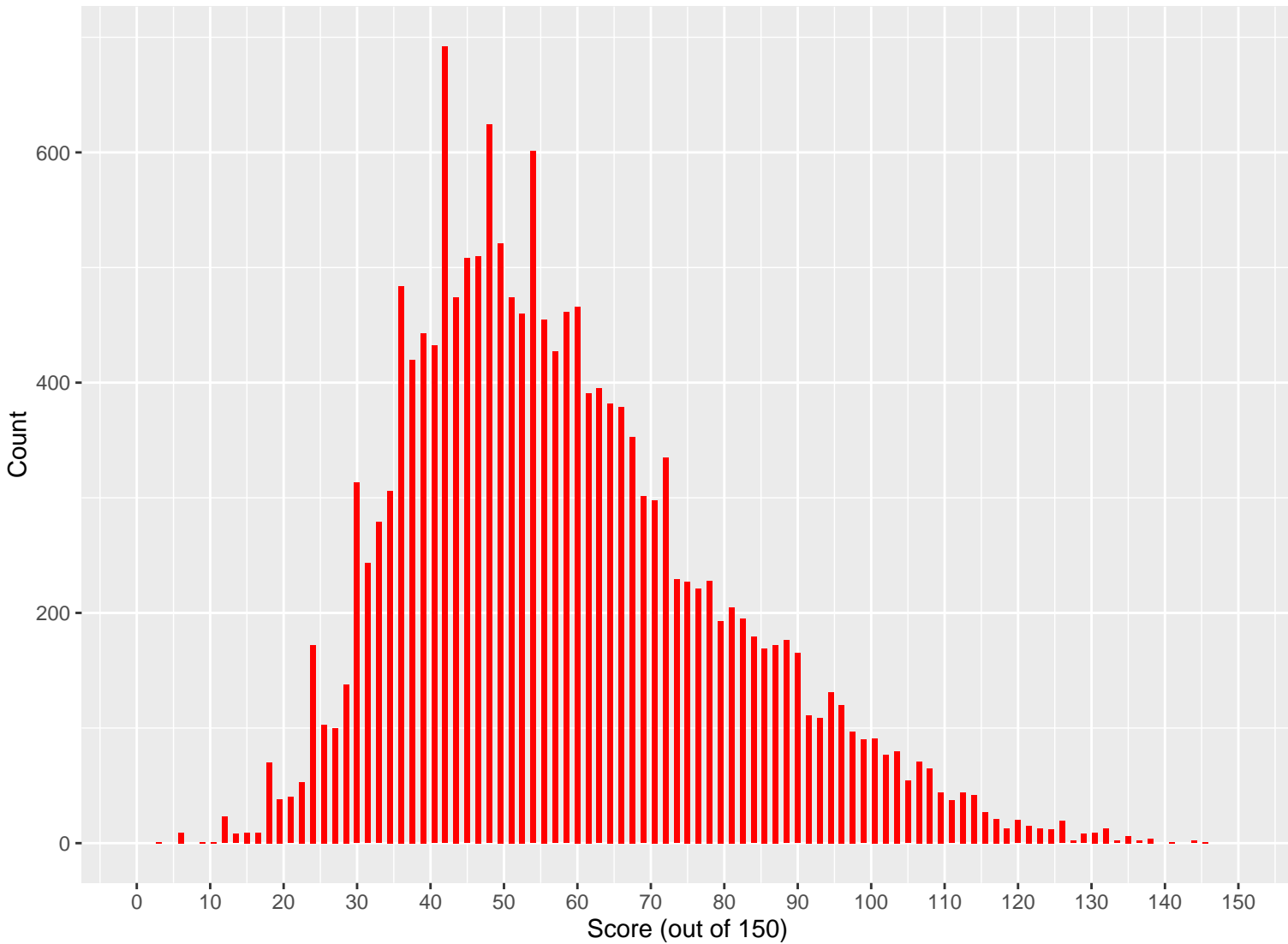
### Score Distribution for Grade 11 Students



### Summary Statistics for Students in Grade 11

Number of Students	Mean	Median	Top 1% Score	Top 5% Score	Top 10% Score	Top 25% Score
23781	55.9	52.5	115.5	96	85.5	67.5

Score Distribution for Grade 12 Students



Summary Statistics for Students in Grade 12

Number of Students	Mean	Median	Top 1% Score	Top 5% Score	Top 10% Score	Top 25% Score
17021	58.2	54	115.5	99	88.5	70.5



### Achievement Roll in US and Canada – Page 1

First Name	Last Initial	Grade	Gender	School	City,State	Score
SONGLIN	L	10	M	JOHN CARROLL CATHOLIC HIGH SCHOOL	BIRMINGHAM,AL	91.5
GENKI	N	10	M	VESTAVIA HILLS HS	VESTAVIA HILLS,AL	120.0
CAMERON	M	10	M	BROPHY COLLEGE PREPARATORY	PHOENIX,AZ	103.5
WALKER	K	10	M	UNIVERSITY HS	TUCSON,AZ	126.0
BRIAN	Y	10	M	BURNABY NORTH SS	BURNABY,BC	96.0
JASON	H	10	M	KILLARNEY SECONDARY	VANCOUVER,BC	91.5
SAM	Z	10	M	LANGARA COLLEGE	VANCOUVER,BC	115.5
ALVIN	Z	10	M	LANGARA COLLEGE	VANCOUVER,BC	115.5
SEAN	W	10	M	POINT GREY SS	VANCOUVER,BC	97.5
PRANAV	K	8	M	AGOURA HIGH SCHOOL	AGOURA HILLS,CA	99.0
JEFFREY	C	10	M	AMERICAN HIGH SCHOOL	FREMONT,CA	111.0
MYTHILI	K	10	F	AMERICAN HIGH SCHOOL	FREMONT,CA	106.5
COLIN	L	9	M	BASIS INDEPENDENT SILICON VALLEY	SAN JOSE,CA	96.0
ABHISHEK	R	10	U	BELLARMINE COLLEGE PREP SCHOOL	SAN JOSE,CA	99.0
LEWIS	Z	10	M	BELLARMINE COLLEGE PREP SCHOOL	SAN JOSE,CA	150.0
BRYAN	G	10	M	CALIFORNIA BAPTIST UNIVERSITY	RIVERSIDE,CA	96.0
JIMMY	S	9	M	CALIFORNIA BAPTIST UNIVERSITY	RIVERSIDE,CA	94.5
HENRY	Z	8	M	CALIFORNIA STATE UNIVERSITY, NORTHRIDGE	NORTHRIDGE,CA	100.5
HENRY	Z	8	M	CALIFORNIA STATE UNIVERSITY, NORTHRIDGE	NORTHRIDGE,CA	100.5
SOYON	K	10	F	CANYON CREST ACADEMY	SAN DIEGO,CA	112.5
TRISTAN	S	10	M	CANYON CREST ACADEMY	SAN DIEGO,CA	132.0
WESLEY	Z	9	U	CANYON CREST ACADEMY	SAN DIEGO,CA	97.5
SANGHYUN	B	10	M	CUPERTINO HIGH SCHOOL	CUPERTINO,CA	97.5
DENZEL	C	9	M	CUPERTINO HIGH SCHOOL	CUPERTINO,CA	106.5
DERICK	C	10	M	CUPERTINO HIGH SCHOOL	CUPERTINO,CA	112.5
TIMOTHY	P	10	M	CUPERTINO HIGH SCHOOL	CUPERTINO,CA	105.0
RALPH	W	10	M	CUPERTINO HIGH SCHOOL	CUPERTINO,CA	108.0
DANIEL	Z	10	M	CUPERTINO HIGH SCHOOL	CUPERTINO,CA	114.0
DANIEL	H	10	M	DIAMOND BAR HIGH SCHOOL	DIAMOND BAR,CA	96.0
TIMOTHY	Y	10	M	DIAMOND BAR HIGH SCHOOL	DIAMOND BAR,CA	106.5

Achievement Roll in US and Canada – Page 2

First Name	Last Initial	Grade	Gender	School	City,State	Score
MANAV	K	9	M	DUBLIN HIGH SCHOOL	DUBLIN,CA	100.5
EMMA	W	10	F	FLINTRIDGE PREPARATORY SCHOOL	LA CANADA ,CA	99.0
STAN	Z	10	M	FREMONT HIGH SCHOOL	SUNNYVALE,CA	133.5
JEFFERY	L	10	M	HARVEST PARK MIDDLE SCHOOL	PLEASANTON,CA	138.0
TEJPAL	V	10	M	HENRY M GUNN HIGH SCHOOL	PALO ALTO,CA	91.5
TIANYUE	Z	10	M	HENRY M GUNN HIGH SCHOOL	PALO ALTO,CA	103.5
JEFFREY	C	10	M	IRVINGTON HIGH SCHOOL	FREMONT,CA	100.5
JARED	A	10	U	LA CAÑADA HIGH SCHOOL	LA CAÑADA,CA	108.0
SI YOUNG	K	10	F	LA JOLLA HS	LA JOLLA,CA	90.0
KEVI N	P	8	U	LA JOLLA HS	LA JOLLA,CA	94.5
SIDHART	K	9	M	LELAND HIGH SCHOOL	SAN JOSE,CA	115.5
RUSHIL	A	10	M	LOS ALTOS HIGH SCHOOL	LOS ALTOS,CA	105.0
BRYANT	M	10	M	LOS GATOS HIGH SCHOOL	LOS GATOS,CA	91.5
EDWARD	K	9	U	MARTIN LUTHER KING HS	RIVERSIDE,CA	90.0
SHREYAS	B	10	M	MONTA VISTA HIGH SCHOOL	CUPERTINO,CA	111.0
ETHAN	G	10	M	MONTA VISTA HIGH SCHOOL	CUPERTINO,CA	115.5
DAVID	W	10	M	MONTA VISTA HIGH SCHOOL	CUPERTINO,CA	91.5
LAP	D	10	M	NEWBURY PARK HS	NEWBURY PARK,CA	105.0
DANIEL	J	10	M	NORTH HOLLYWOOD HIGH SCHOOL	NORTH HOLLYWOOD,CA	97.5
JOYEE	C	9	M	ORANGE COUNTY MATH CIRCLE	SANTA ANA,CA	94.5
MICHELLE	H	10	U	ORANGE COUNTY MATH CIRCLE	SANTA ANA,CA	117.0
LAN	J	10	F	ORANGE COUNTY MATH CIRCLE	SANTA ANA,CA	96.0
JOSEPH	K	9	M	ORANGE COUNTY MATH CIRCLE	SANTA ANA,CA	103.5
JAE HWAN	L	10	M	ORANGE COUNTY MATH CIRCLE	SANTA ANA,CA	99.0
ANTON	T	10	M	ORANGE COUNTY MATH CIRCLE	SANTA ANA,CA	112.5
JOSHUA	W	10	M	ORANGE COUNTY MATH CIRCLE	SANTA ANA,CA	100.5
JOSEPH	L	9	M	OXFORD ACADEMY	ANAHEIM,CA	106.5
ZAKIR	A	10	U	PALO ALTO HIGH SCHOOL	PALO ALTO,CA	94.5
PRASHANTI	A	10	F	PALO ALTO HIGH SCHOOL	PALO ALTO,CA	93.0
JOSHUA	A	9	U	PALO ALTO HIGH SCHOOL	PALO ALTO,CA	103.5

Achievement Roll in US and Canada – Page 3

First Name	Last Initial	Grade	Gender	School	City,State	Score
DANIEL	J	10	M	PALO ALTO HIGH SCHOOL	PALO ALTO,CA	120.0
JULIE	M	10	F	PALO ALTO HIGH SCHOOL	PALO ALTO,CA	100.5
JEFFREY	M	9	M	PALO ALTO HIGH SCHOOL	PALO ALTO,CA	93.0
NATHAN	R	10	M	PALO ALTO HIGH SCHOOL	PALO ALTO,CA	93.0
ARJUN	V	10	M	PALO ALTO HIGH SCHOOL	PALO ALTO,CA	106.5
CALVIN	Y	10	U	PALO ALTO HIGH SCHOOL	PALO ALTO,CA	108.0
BRYAN	Y	10	M	PALO ALTO HIGH SCHOOL	PALO ALTO,CA	103.5
BRION	Y	9	M	PALO ALTO HIGH SCHOOL	PALO ALTO,CA	108.0
SOPHIA	X	10	F	PIEDMONT HILLS HIGH SCHOOL	SAN JOSE,CA	91.5
CHUJUN	X	9	M	PIEDMONT HILLS HIGH SCHOOL	SAN JOSE,CA	99.0
ZIHAN	C	10	U	POMONA COLLEGE	CLAREMONT,CA	111.0
JIATONG	L	10	U	POMONA COLLEGE	CLAREMONT,CA	90.0
YUTING	Q	10	F	POMONA COLLEGE	CLAREMONT,CA	120.0
MATTHEW	C	10	M	PROOF SCHOOL	SAN FRANCISCO,CA	118.5
MATTHEW	C	10	M	PROOF SCHOOL	SAN FRANCISCO,CA	118.5
RHEA	K	9	F	S B FAMILY SCHOOL	GOLETA,CA	94.5
JAMES	P	10	M	SAINT FRANCIS HIGH SCHOOL	MOUNTAIN VIEW,CA	97.5
MICHELLE	H	10	F	SAN DIEGO MATH CIRCLE	POWAY,CA	97.5
DEREK	L	6	M	SAN DIEGO MATH CIRCLE	POWAY,CA	106.5
BENJAMIN	L	8	M	SAN DIEGO MATH CIRCLE	POWAY,CA	115.5
IVY	S	10	F	SAN DIEGO MATH CIRCLE	POWAY,CA	96.0
ANDREW	V	10	M	ST MARGARET'S EPISCOPAL SCHOOL	SAN JUAN CAPISTRANO,CA	106.5
JEFFAE	S	9	U	STANFORD MATH CIRCLE/STANFORD UNIV	STANFORD,CA	105.0
DARREN	Y	8	M	STANFORD MATH CIRCLE/STANFORD UNIV	STANFORD,CA	90.0
MADELEINE	M	10	F	THE NUEVA SCHOOL	HILLSBOROUGH,CA	126.0
JERRY	L	10	M	TROY HIGH SCHOOL	FULLERTON,CA	103.5
SANAT	M	10	M	TROY HIGH SCHOOL	FULLERTON,CA	91.5
CHRISTOPHER	Y	10	M	TROY HIGH SCHOOL	FULLERTON,CA	93.0
EUNHOO	K	10	M	UNIVERSITY HIGH SCHOOL	IRVINE,CA	90.0
ANTON	N	10	M	UNIVERSITY HIGH SCHOOL	IRVINE,CA	114.0

Achievement Roll in US and Canada – Page 4

First Name	Last Initial	Grade	Gender	School	City,State	Score
OWEN	Y	7	M	UNIVERSITY OF CALIFORNIA, DAVIS	DAVIS,CA	90.0
DAVID	Y	10	M	WALNUT HIGH SCHOOL	WALNUT,CA	106.5
YANG	S	10	M	WESTVIEW HS	SAN DIEGO,CA	96.0
STEVEN	Z	9	M	WESTVIEW HS	SAN DIEGO,CA	91.5
HENRY	C	9	U	FORT COLLINS HS	FORT COLLINS,CO	105.0
ADITYA	S	9	M	UNIVERSITY OF COLORADO AT BOULDER	BOULDER,CO	100.5
BENJAMIN	K	9	M	ACADEMY OF AEROSPACE & ENGINEERING	WINDSOR,CT	96.0
YICHEN	H	10	M	CHOATE-ROSEMARY HALL SCHOOL	WALLINGFORD,CT	132.0
ZIYAN	L	9	F	CHOATE-ROSEMARY HALL SCHOOL	WALLINGFORD,CT	114.0
MICHELLE	L	9	F	DANBURY MATH ACADEMY, WCSU	DANBURY,CT	111.0
AMIR HIZAMI	A	10	M	ENGINEERING SCIENCE UNIVERSITY MAGNET SCHOOL	HAMDEN,CT	121.5
AIDAN	S	10	M	FITCH HIGH SCHOOL	GROTON,CT	106.5
DERRICK	X	10	M	GREENWICH HIGH SCHOOL	GREENWICH,CT	141.0
ETHAN	S	10	M	HOPKINS SCHOOL	NEW HAVEN,CT	96.0
COOPER	K	10	M	STAPLES HS	WESTPORT,CT	90.0
CARTER	T	10	M	STAPLES HS	WESTPORT,CT	109.5
GRIHITH	M	10	M	WESTHILL HIGH SCHOOL	STAMFORD,CT	94.5
YOONAH	L	10	F	WESTMINSTER SCHOOL	SIMSBURY,CT	126.0
YOONAH	L	10	F	WESTMINSTER SCHOOL	SIMSBURY,CT	126.0
EAMON	A	10	M	GEORGETOWN DAY SCHOOL	WASHINGTON,DC	97.5
ALEXANDER	D	10	M	GEORGETOWN DAY SCHOOL	WASHINGTON,DC	90.0
ELIZA	K	10	F	GEORGETOWN DAY SCHOOL	WASHINGTON,DC	91.5
ABHIMANYU	B	10	U	EASTSIDE HIGH SCHOOL	GAINESVILLE,FL	94.5
DAVID	B	10	M	F W BUCHHOLZ HS	GAINESVILLE,FL	100.5
BRYAN	C	10	M	F W BUCHHOLZ HS	GAINESVILLE,FL	108.0
AMY	C	9	F	F W BUCHHOLZ HS	GAINESVILLE,FL	94.5
JAKE	F	7	M	F W BUCHHOLZ HS	GAINESVILLE,FL	114.0
BENJAMIN	G	10	M	F W BUCHHOLZ HS	GAINESVILLE,FL	112.5
JEREMY	G	8	M	F W BUCHHOLZ HS	GAINESVILLE,FL	91.5
SEAN	H	8	M	F W BUCHHOLZ HS	GAINESVILLE,FL	109.5

Achievement Roll in US and Canada – Page 5

First Name	Last Initial	Grade	Gender	School	City,State	Score
JACK	H	9	M	F W BUCHHOLZ HS	GAINESVILLE,FL	93.0
TIANHUI	J	10	F	F W BUCHHOLZ HS	GAINESVILLE,FL	93.0
VEDANT	K	7	M	F W BUCHHOLZ HS	GAINESVILLE,FL	91.5
JUSTIN	K	10	M	F W BUCHHOLZ HS	GAINESVILLE,FL	90.0
OLIVIA	L	8	F	F W BUCHHOLZ HS	GAINESVILLE,FL	90.0
YUANZHI	L	10	F	F W BUCHHOLZ HS	GAINESVILLE,FL	91.5
JEFFREY	L	9	M	F W BUCHHOLZ HS	GAINESVILLE,FL	109.5
JIawei	M	9	F	F W BUCHHOLZ HS	GAINESVILLE,FL	99.0
ANTON	M	7	M	F W BUCHHOLZ HS	GAINESVILLE,FL	100.5
KIRA	N	9	F	F W BUCHHOLZ HS	GAINESVILLE,FL	91.5
ATHARVA	P	7	M	F W BUCHHOLZ HS	GAINESVILLE,FL	96.0
ROBERT	P	8	M	F W BUCHHOLZ HS	GAINESVILLE,FL	105.0
ANDREW	Q	9	M	F W BUCHHOLZ HS	GAINESVILLE,FL	94.5
JOHN	S	7	M	F W BUCHHOLZ HS	GAINESVILLE,FL	93.0
AILEY	T	9	M	F W BUCHHOLZ HS	GAINESVILLE,FL	91.5
ANDY	W	10	M	F W BUCHHOLZ HS	GAINESVILLE,FL	93.0
DANIEL	Z	10	M	F W BUCHHOLZ HS	GAINESVILLE,FL	114.0
YURU	N	9	M	FLORIDA ATLANTIC UNIVERSITY	BOCA RATON,FL	130.5
MATTHEW	C	10	M	GAINESVILLE HS	GAINESVILLE,FL	90.0
AIDAN	R	10	M	H B PLANT HS	TAMPA,FL	91.5
JAKE	S	10	U	OLYMPIA HIGH SCHOOL	ORLANDO,FL	94.5
VATAN	K	10	M	JOHNS CREEK HS	JOHNS CREEK,GA	100.5
HOJUNG	K	10	M	JOHNS CREEK HS	JOHNS CREEK,GA	102.0
ANDREW	S	10	M	JOHNS CREEK HS	JOHNS CREEK,GA	105.0
HYOSANG	K	10	M	NORTH GWINNETT HIGH SCHOOL	SUWANEE,GA	91.5
YUXIAO	L	10	M	NORTHVIEW HIGH SCHOOL	JOHNS CREEK,GA	115.5
ANDREW	Y	9	M	WESLEYAN SCHOOL	PEACHTREE CORNERS,GA	102.0
ANDREW	Y	9	M	WESLEYAN SCHOOL	PEACHTREE CORNERS,GA	102.0
KENT	K	10	M	IOLANI SCHOOL	HONOLULU,HI	105.0
SAMUEL	P	10	M	WAVERLY-SHELL ROCK HIGH SCHOOL	WAVERLY,IA	99.0

Achievement Roll in US and Canada – Page 6

First Name	Last Initial	Grade	Gender	School	City,State	Score
MISHA	K	10	M	WEST SENIOR HIGH SCHOOL	IOWA CITY,IA	91.5
DANIEL	S	10	M	WEST SENIOR HIGH SCHOOL	IOWA CITY,IA	96.0
ZHAOBO	H	10	M	RIVERSTONE INTERNATIONAL SCHOOL	BOISE,ID	97.5
ZHAOBO	H	10	M	RIVERSTONE INTERNATIONAL SCHOOL	BOISE,ID	97.5
MATTHEW	J	10	M	ADLAI E STEVENSON HIGH SCHOOL	LINCOLNSHIRE,IL	94.5
ROHIT	M	10	U	ADLAI E STEVENSON HIGH SCHOOL	LINCOLNSHIRE,IL	132.0
STEVEN	Z	10	U	BARRINGTON HIGH SCHOOL	BARRINGTON,IL	106.5
RAJAT	M	10	M	CONANT HIGH SCHOOL	HOFFMAN ESTATES,IL	118.5
ALLEN	C	10	U	ILLINOIS MATHEMATICS AND SCIENCE ACADEMY	AURORA,IL	129.0
HAOTIAN	Y	10	U	LAKE FOREST ACADEMY	LAKE FOREST,IL	96.0
ROBERT	H	10	M	LAKE FOREST HIGH SCHOOL	LAKE FOREST,IL	99.0
SETH	T	10	M	LAKES COMMUNITY HIGH SCHOOL DISTRICT 117	LAKE VILLA,IL	90.0
SETH	T	10	M	LAKES COMMUNITY HIGH SCHOOL DISTRICT 117	LAKE VILLA,IL	90.0
NATHANAEL	K	10	M	OAKTON COMMUNITY COLLEGE	DES PLAINES,IL	108.0
JAI	S	6	M	OAKTON COMMUNITY COLLEGE	DES PLAINES,IL	106.5
FEINA	N	9	F	SAUK VALLEY COMM COLL	DIXON,IL	99.0
KEVIN	L	10	M	CARMEL SENIOR HIGH SCHOOL	CARMEL,IN	150.0
BENJAMIN	D	10	M	COVENANT CHRISTIAN HIGH SCHOOL	INDIANAPOLIS,IN	91.5
BENJAMIN	D	10	M	COVENANT CHRISTIAN HIGH SCHOOL	INDIANAPOLIS,IN	91.5
JINGXING	W	10	M	CULVER ACADEMIES	CULVER,IN	105.0
DUO	Z	10	M	CULVER ACADEMIES	CULVER,IN	96.0
AARON	F	9	M	FISHERS HIGH SCHOOL	FISHERS,IN	103.5
CHARLES	C	10	M	ZIONSVILLE HIGH SCHOOL	ZIONSVILLE,IN	100.5
ERIK	H	10	M	PAUL LAURENCE DUNBAR HS	LEXINGTON,KY	97.5
DYLAN	L	8	M	PAUL LAURENCE DUNBAR HS	LEXINGTON,KY	91.5
LOHITH	T	8	M	PAUL LAURENCE DUNBAR HS	LEXINGTON,KY	91.5
STEPHEN	Y	9	M	PAUL LAURENCE DUNBAR HS	LEXINGTON,KY	100.5
SRIKHAR	P	10	M	RSM.LOUISVILLE	LOUISVILLE,KY	94.5
HAMAN	B	9	M	CAMBRIDGE RINDGE & LATIN SCHOOL	CAMBRIDGE,MA	90.0
JAKOB	S	10	U	COMMONWEALTH SCHOOL	BOSTON,MA	126.0

Achievement Roll in US and Canada – Page 7

First Name	Last Initial	Grade	Gender	School	City,State	Score
JAKOB	S	10	U	COMMONWEALTH SCHOOL	BOSTON,MA	126.0
JOSHUA	F	10	U	DEERFIELD ACADEMY	DEERFIELD,MA	106.5
NATHAN	H	10	M	DEERFIELD ACADEMY	DEERFIELD,MA	97.5
EUGENE	J	10	F	DEERFIELD ACADEMY	DEERFIELD,MA	93.0
JAEHYUK	S	9	M	DEERFIELD ACADEMY	DEERFIELD,MA	91.5
DINGYI	Z	10	M	LEXINGTON CHRISTIAN ACADEMY	LEXINGTON,MA	99.0
NATHAN	R	10	M	LEXINGTON HIGH SCHOOL	LEXINGTON,MA	117.0
MINSEO	L	10	M	MILTON ACADEMY	MILTON,MA	106.5
RONIT	G	10	F	NEWTON SOUTH HIGH SCHOOL	NEWTON CENTRE,MA	91.5
RONIT	G	10	F	NEWTON SOUTH HIGH SCHOOL	NEWTON CENTRE,MA	91.5
BILL	Q	10	M	PHILLIPS ACADEMY	ANDOVER,MA	129.0
GUANPENG	X	10	M	PHILLIPS ACADEMY	ANDOVER,MA	144.0
JIWON	C	10	F	ST MARK'S SCHOOL	SOUTHBOROUGH,MA	120.0
CHRISTINA	C	9	F	CENTENNIAL HIGH SCHOOL	ELLCOTT CITY,MD	90.0
STEPPAN	K	10	M	CENTENNIAL HIGH SCHOOL	ELLCOTT CITY,MD	117.0
THOMAS	L	10	M	CENTENNIAL HIGH SCHOOL	ELLCOTT CITY,MD	118.5
NADINE	M	9	F	CENTENNIAL HIGH SCHOOL	ELLCOTT CITY,MD	94.5
KEVIN	Q	10	M	MONTGOMERY BLAIR HS	SILVER SPRING,MD	132.0
STEVEN	Q	10	M	MONTGOMERY BLAIR HS	SILVER SPRING,MD	118.5
REYNA	C	10	U	RICHARD MONTGOMERY HIGH SCHOOL	ROCKVILLE,MD	111.0
STEVEN	M	10	M	RICHARD MONTGOMERY HIGH SCHOOL	ROCKVILLE,MD	109.5
ERIC	Y	9	U	RICHARD MONTGOMERY HIGH SCHOOL	ROCKVILLE,MD	100.5
CHRISTIAN	S	10	U	RIVER HILL HS	CLARKSVILLE,MD	91.5
SAYAK	M	10	M	UNIVERSITY OF MARYLAND,BALTIMORE CTY	BALTIMORE,MD	97.5
IAN	S	10	M	UNIVERSITY OF MARYLAND,BALTIMORE CTY	BALTIMORE,MD	93.0
ERIC	W	10	M	WALT WHITMAN HS	BETHESDA,MD	97.5
ELLIOT	V	10	M	CAPE ELIZABETH HS	CAPE ELIZABETH,ME	103.5
JAMES	H	9	M	MAINE SCH OF SCIENCE & MATHEMATICS	LIMESTONE,ME	109.5
JASON	H	10	M	AAMOC	ANN ARBOR,MI	118.5
SHUAILIN	P	10	M	CRANBROOK KINGSWOOD UPPER SCHOOL	BLOOMFIELD HILLS,MI	118.5

Achievement Roll in US and Canada – Page 8

First Name	Last Initial	Grade	Gender	School	City,State	Score
JUSTIN	W	10	U	CRANBROOK KINGSWOOD UPPER SCHOOL	BLOOMFIELD HILLS,MI	91.5
ZHAOQI	Z	10	M	CRANBROOK KINGSWOOD UPPER SCHOOL	BLOOMFIELD HILLS,MI	94.5
CONNOR	S	8	M	DETROIT COUNTRY DAY HIGH SCH	BEVERLY HILLS,MI	96.0
SAHIL	S	10	M	DETROIT COUNTRY DAY HIGH SCH	BEVERLY HILLS,MI	103.5
MADELEINE	Y	10	F	DETROIT COUNTRY DAY HIGH SCH	BEVERLY HILLS,MI	111.0
JASON	Z	9	M	DETROIT COUNTRY DAY HIGH SCH	BEVERLY HILLS,MI	100.5
STEPHEN	O	10	M	H H DOW HS	MIDLAND,MI	100.5
ISHAN	G	9	M	LAWRENCE TECHNOLOGICAL UNIVERSITY	SOUTHFIELD,MI	112.5
AJAY	A	10	M	NOVI HIGH SCHOOL	NOVI,MI	121.5
JENNIFER	G	10	F	NOVI HIGH SCHOOL	NOVI,MI	97.5
STANLEY	C	10	M	PIONEER HS	ANN ARBOR,MI	97.5
AYUSH	D	10	M	PIONEER HS	ANN ARBOR,MI	97.5
KELMAN	W	10	U	PIONEER HS	ANN ARBOR,MI	105.0
RAMI	S	10	M	ROCHESTER HIGH SCHOOL	ROCHESTER HILLS,MI	96.0
BINGHENG	Y	10	M	COTTER SCHOOLS	WINONA,MN	112.5
FRANK	H	10	M	EDEN PRAIRIE HIGH SCHOOL	EDEN PRAIRIE,MN	135.0
SIRUI	Q	10	M	MINNEHAHA ACADEMY-NORTH CAMPUS	MINNEAPOLIS,MN	93.0
FRANK	L	10	M	MINNETONKA HIGH SCHOOL	MINNETONKA,MN	124.5
REBECCA	L	10	F	MOUNDS VIEW HIGH SCHOOL	ARDEN HILLS,MN	99.0
ABHISHEK	V	10	M	MOUNDS VIEW HIGH SCHOOL	ARDEN HILLS,MN	109.5
JEFFREY	H	10	U	ST PAUL ACADEMY & SUMMIT SCHOOL	ST PAUL,MN	114.0
MICHAELA	P	10	F	ST PAUL ACADEMY & SUMMIT SCHOOL	ST PAUL,MN	90.0
GEMILY	W	9	F	THE BLAKE SCHOOL	HOPKINS,MN	96.0
NEVAN	G	10	U	LADUE HORTON WATKINS HIGH SCHOOL	SAINT LOUIS,MO	99.0
KEVIN	J	10	M	LADUE HORTON WATKINS HIGH SCHOOL	SAINT LOUIS,MO	93.0
SANGEON	R	10	M	ST ANDREWS EPISCOPAL SCHOOL	RIDGELAND,MS	115.5
STEPAN	M	9	M	ARDREY KELL	CHARLOTTE,NC	108.0
CHRISTOPHER	B	10	M	CARDINAL GIBBONS HS	RALEIGH,NC	97.5
SEAN	C	10	M	CARDINAL GIBBONS HS	RALEIGH,NC	94.5
ALEXANDER	L	10	U	EAST CHAPEL HILL HIGH SCHOOL	CHAPEL HILL,NC	90.0



Achievement Roll in US and Canada – Page 9

First Name	Last Initial	Grade	Gender	School	City,State	Score
SAM	F	10	M	GREEN HOPE HIGH SCHOOL	CARY,NC	109.5
ROHAN	K	10	M	SIMON GREEN ATKINS COMP TECH	WINSTON SALEM,NC	90.0
MATTHEW	M	10	M	CREIGHTON PREP	OMAHA,NE	97.5
KHOA	N	10	M	MILLARD NORTH HIGH SCHOOL	OMAHA,NE	108.0
ANISHANSU	P	9	M	MILLARD NORTH HIGH SCHOOL	OMAHA,NE	99.0
ADAM	B	10	M	PHILLIPS EXETER ACADEMY	EXETER,NH	127.5
INYOUNG	C	10	F	ST PAUL'S SCHOOL	CONCORD,NH	94.5
YOONJEONG	K	10	F	ST PAUL'S SCHOOL	CONCORD,NH	115.5
STEVEN	W	10	U	ST PAUL'S SCHOOL	CONCORD,NH	93.0
VINCENT	W	10	M	ST PAUL'S SCHOOL	CONCORD,NH	106.5
YUNSEO	C	8	F	BERGEN CO ACADEMIES	HACKENSACK,NJ	120.0
STEVEN	L	10	M	HIGH TECHNOLOGY HS	LINCROFT,NJ	138.0
SUNGWOO	Y	10	M	HUN SCHOOL-PRINCETON	PRINCETON,NJ	96.0
MATTHEW	P	10	M	KEAN UNIVERSITY	UNION,NJ	99.0
WAYNE	Z	10	M	KEAN UNIVERSITY	UNION,NJ	124.5
JAE YONG	P	10	U	LAWRENCEVILLE SCHOOL	LAWRENCEVILLE,NJ	90.0
JONATHAN	A	10	U	LIVINGSTON HIGH SCHOOL	LIVINGSTON,NJ	106.5
DAVID	L	10	U	LIVINGSTON HIGH SCHOOL	LIVINGSTON,NJ	106.5
WARREN	S	9	U	NEWARK ACADEMY	LIVINGSTON,NJ	100.5
PRANAV	P	10	U	PRINCETON DAY SCHOOL	PRINCETON,NJ	93.0
LEON	D	9	M	PRINCETON HIGH SCHOOL	PRINCETON,NJ	112.5
DANIEL	H	10	U	PRINCETON HIGH SCHOOL	PRINCETON,NJ	96.0
YIZHEN	C	9	M	PRINCETON INTL SCHOOL OF MATH/SCI	PRINCETON,NJ	111.0
CHENG	G	10	M	PRINCETON INTL SCHOOL OF MATH/SCI	PRINCETON,NJ	91.5
CHENHAO	H	10	M	PRINCETON INTL SCHOOL OF MATH/SCI	PRINCETON,NJ	97.5
MINGYE	W	10	F	PRINCETON INTL SCHOOL OF MATH/SCI	PRINCETON,NJ	114.0
TIANYANG	W	9	M	PRINCETON INTL SCHOOL OF MATH/SCI	PRINCETON,NJ	138.0
YUXUAN	Z	9	F	PRINCETON INTL SCHOOL OF MATH/SCI	PRINCETON,NJ	103.5
ALAN	L	10	M	RANNEY SCHOOL	TINTON FALLS,NJ	90.0
DUNCAN	S	10	M	VOORHEES HIGH SCHOOL	GLEN GARDNER,NJ	91.5

Achievement Roll in US and Canada – Page 10

First Name	Last Initial	Grade	Gender	School	City,State	Score
ERIC	O	10	M	ELDORADO HS	ALBUQUERQUE,NM	105.0
DO	V	10	M	LOS ALAMOS HIGH SCHOOL	LOS ALAMOS,NM	114.0
SHASHANK	A	10	M	DAVIDSON ACADEMY OF NEVADA	RENO,NV	126.0
JASON	L	9	M	DAVIDSON ACADEMY OF NEVADA	RENO,NV	139.5
DONGMING	S	10	M	ALLENDALE COLUMBIA SCHOOL	ROCHESTER,NY	99.0
JINGDONG	X	9	M	ALLENDALE COLUMBIA SCHOOL	ROCHESTER,NY	123.0
DAVID	L	8	M	CLINTON HIGH SCHOOL	CLINTON,NY	108.0
EISH	M	10	M	HERRICKS MS	ALBERTSON,NY	97.5
MATTHEW	L	10	M	HORACE MANN SCHOOL	BRONX,NY	106.5
SHERRIE	Q	10	F	ITHACA HIGH SCHOOL	ITHACA,NY	91.5
JUSTIN	T	10	M	ITHACA HIGH SCHOOL	ITHACA,NY	100.5
BEN	J	10	M	MANHATTANVILLE COLLEGE	PURCHASE,NY	126.0
TATIANA	M	9	F	NISKAYUNA HIGH SCHOOL	NISKAYUNA ,NY	90.0
IAN	V	9	U	NISKAYUNA HIGH SCHOOL	NISKAYUNA ,NY	94.5
RAYMOND	F	10	U	PITTSFORD SUTHERLAND HIGH SCHOOL	PITTSFORD,NY	118.5
KATHERINE	M	9	F	PITTSFORD SUTHERLAND HIGH SCHOOL	PITTSFORD,NY	94.5
ALAN	T	10	M	PITTSFORD SUTHERLAND HIGH SCHOOL	PITTSFORD,NY	114.0
ERIC	W	9	M	SCARSDALE HIGH SCHOOL	SCARSDALE,NY	121.5
KEVIN	L	8	M	SYOSSET HIGH SCHOOL	SYOSSET,NY	108.0
SADI	G	10	U	TRINITY SCHOOL	NEW YORK,NY	108.0
TYLER	M	10	U	TRINITY SCHOOL	NEW YORK,NY	93.0
ALBERT	T	10	M	WARD MELVILLE HS	EAST SETAUKET,NY	94.5
ERIC	L	10	U	YORKTOWN HIGH SCHOOL	YORKTOWN HEIGHTS,NY	108.0
DAVID	C	9	M	OAKWOOD HIGH SCHOOL	DAYTON,OH	93.0
DAVID	C	9	M	OAKWOOD HIGH SCHOOL	DAYTON,OH	93.0
KARAN	A	10	M	OLENTANGY HS	LEWIS CENTER,OH	100.5
TOM	S	9	M	ORANGE HIGH SCHOOL	PEPPER PIKE,OH	102.0
WILLIAM	X	10	M	PERRYSBURG HS	PERRYSBURG,OH	123.0
MICHAEL	E	10	U	WADSWORTH CITY SCHOOLS	WADSWORTH,OH	94.5
JEREMY	K	10	M	WILLIAM MASON HIGH	MASON,OH	97.5

### Achievement Roll in US and Canada – Page 11

First Name	Last Initial	Grade	Gender	School	City,State	Score
MAX	H	9	M	CARLETON UNIVERSITY--SCHOOL OF MATHEMATICS AND STATISTICS	OTTAWA,ON	94.5
HENNING	J	10	M	HON VINCENT MASSEY SS	WINDSOR,ON	97.5
NAVIDUR	R	10	M	HON VINCENT MASSEY SS	WINDSOR,ON	96.0
SCOTT	X	10	M	HON VINCENT MASSEY SS	WINDSOR,ON	108.0
ROGER	F	10	M	MARC GARNEAU CI	TORONTO,ON	91.5
MICHAEL	L	9	M	MARC GARNEAU CI	TORONTO,ON	120.0
VICTOR	R	10	M	MARC GARNEAU CI	TORONTO,ON	133.5
FELIX	Y	10	M	TORONTO HARVARD INTERNATIONAL ACADEMY	TORONTO,ON	108.0
HOWARD	H	10	M	UNIVERSITY OF TORONTO SCHOOLS	TORONTO,ON	115.5
ANDREW	M	9	M	UNIVERSITY OF TORONTO SCHOOLS	TORONTO,ON	99.0
ERIC	S	8	M	UNIVERSITY OF TORONTO SCHOOLS	TORONTO,ON	115.5
THOMAS	G	8	M	VICTORIA INTERNATIONAL COLLEGE	NORTH YORK,ON	132.0
SUYOUN	C	9	U	WESTVIEW HIGH SCHOOL	PORTLAND,OR	109.5
WALKER	A	10	M	CENTRAL BUCKS--WEST HIGH SCHOOL	DOYLESTOWN,PA	114.0
KAIYUAN	C	9	M	FRIENDS SELECT SCHOOL	PHILADELPHIA,PA	100.5
SAMUEL	L	9	M	NORTH PENN HIGH SCHOOL	LANSDALE,PA	97.5
MAXWELL	L	10	M	NORTH PENN HIGH SCHOOL	LANSDALE,PA	111.0
ALISON	F	10	U	PARKLAND HIGH SCHOOL	ALLENTOWN,PA	103.5
MARK	M	10	M	PETERS TOWNSHIP HS	MCMURRAY,PA	100.5
WILLIAM	C	8	M	SOUTHERN LEHIGH HIGH SCHOOL	CENTER VALLEY,PA	91.5
MICHAEL	F	10	M	THE HAVERFORD SCHOOL	HAVERFORD,PA	90.0
MICHAEL	F	10	M	THE HAVERFORD SCHOOL	HAVERFORD,PA	90.0
BENJAMIN	L	10	M	UNIV OF SCRANTON	SCRANTON,PA	93.0
FREDERICK	Q	10	U	UNIV OF SCRANTON	SCRANTON,PA	112.5
EDGAR	W	10	U	COLLÈGE JEAN-DE-BRÉBEUF	MONTRÉAL,QC	118.5
KEVIN	F	10	M	D W DANIEL HIGH SCHOOL	CENTRAL,SC	90.0
CHANGXUAN	Y	10	F	DREHER HIGH SCHOOL	COLUMBIA,SC	96.0
RAYMOND	L	10	M	LEXINGTON HIGH SCHOOL	LEXINGTON,SC	105.0
VINITA	C	10	F	SPRING VALLEY HS	COLUMBIA,SC	90.0
KEVIN	C	10	M	FARRAGUT HIGH SCHOOL	KNOXVILLE,TN	99.0

### Achievement Roll in US and Canada – Page 12

First Name	Last Initial	Grade	Gender	School	City,State	Score
WILLIAM	H	10	M	FARRAGUT HIGH SCHOOL	KNOXVILLE,TN	100.5
ZIRUI	Z	10	M	FARRAGUT HIGH SCHOOL	KNOXVILLE,TN	93.0
SINA	G	10	M	FRANKLIN HS	FRANKLIN,TN	91.5
WILLIAM	A	10	M	OAK RIDGE HIGH SCHOOL	OAK RIDGE,TN	97.5
ETHAN	B	10	M	OAK RIDGE HIGH SCHOOL	OAK RIDGE,TN	109.5
DAVID	J	10	M	OAK RIDGE HIGH SCHOOL	OAK RIDGE,TN	93.0
STEVEN	Q	10	M	OAK RIDGE HIGH SCHOOL	OAK RIDGE,TN	97.5
HENRY	S	10	M	OAK RIDGE HIGH SCHOOL	OAK RIDGE,TN	90.0
ERIC	G	9	U	A&M CONSOLIDATED HIGH SCHOOL	COLLEGE STATION,TX	133.5
JOSHUA	P	8	U	AUSTIN AREA HOMESCHOOLERS	AUSTIN,TX	109.5
AMELIA	H	9	F	COLLEGE STATION HIGH SCHOOL	COLLEGE STATION,TX	114.0
SRINIDHI	N	10	F	COLLEGE STATION HIGH SCHOOL	COLLEGE STATION,TX	118.5
ROHITH	K	10	M	COPPELL HIGH SCHOOL	COPPELL,TX	111.0
JOSEPH	K	10	M	COPPELL HIGH SCHOOL	COPPELL,TX	111.0
VINCENT	H	10	M	JASPER HIGH SCHOOL	PLANO,TX	144.0
ERIC	Z	10	M	JASPER HIGH SCHOOL	PLANO,TX	135.0
JOYE	C	10	F	LOWERY FRESHMAN CENTER	ALLEN,TX	90.0
RISHAD	I	10	M	PLANO EAST	PLANO,TX	108.0
EDWARD	Z	10	M	PLANO EAST	PLANO,TX	102.0
LUCAS	M	10	M	RONALD REAGAN HIGH SCHOOL	SAN ANTONIO,TX	90.0
LUCAS	M	10	M	RONALD REAGAN HIGH SCHOOL	SAN ANTONIO,TX	90.0
IRIS	C	10	F	ST. JOHN'S SCHOOL	HOUSTON,TX	96.0
DHILAN	L	10	U	ST. JOHN'S SCHOOL	HOUSTON,TX	111.0
DAVID	S	10	M	ST. JOHN'S SCHOOL	HOUSTON,TX	100.5
ANDREW	T	10	M	ST. JOHN'S SCHOOL	HOUSTON,TX	109.5
JOSHUA	T	10	M	ST. JOHN'S SCHOOL	HOUSTON,TX	91.5
AVI	V	10	M	TALENTED AND GIFTED MAGNET SCH	DALLAS,TX	91.5
PIERCE	L	9	M	UNIVERSITY OF TEXAS AT AUSTIN	AUSTIN,TX	124.5
ISABELLA	Q	7	F	UNIVERSITY OF TEXAS AT AUSTIN	AUSTIN,TX	108.0
ERIC	W	9	U	UNIVERSITY OF TEXAS AT AUSTIN	AUSTIN,TX	99.0

Achievement Roll in US and Canada – Page 13

First Name	Last Initial	Grade	Gender	School	City,State	Score
LUKE	R	7	M	UNIVERSITY OF TEXAS AT DALLAS	RICHARDSON,TX	150.0
JASON	M	10	M	WESTWOOD HIGH SCHOOL	AUSTIN,TX	90.0
MIHIR	S	9	M	WESTWOOD HIGH SCHOOL	AUSTIN,TX	94.5
YIFAN	S	9	M	WESTWOOD HIGH SCHOOL	AUSTIN,TX	115.5
ANGELA	Z	10	F	WESTWOOD HIGH SCHOOL	AUSTIN,TX	100.5
JENNY	Z	10	U	WESTWOOD HIGH SCHOOL	AUSTIN,TX	118.5
RAFAY	A	10	M	WILLIAM P CLEMENTS HIGH SCHOOL	SUGAR LAND,TX	108.0
JESSE	D	10	M	ALBEMARLE HS	CHARLOTTESVILLE,VA	96.0
ALEXANDER	H	9	M	GEORGE MASON UNIVERSITY	FAIRFAX,VA	106.5
FINN	H	10	M	JAMESTOWN HS	WILLIAMSBURG,VA	105.0
LEO	M	9	M	JAMESTOWN HS	WILLIAMSBURG,VA	93.0
NOAH	S	9	M	OCEAN LAKES HIGH SCHOOL	VIRGINIA BEACH,VA	105.0
ANDREW	F	10	M	PRINCESS ANNE HS	VIRGINIA BEACH,VA	108.0
YANYU	J	9	M	PRINCESS ANNE HS	VIRGINIA BEACH,VA	115.5
NICHOLAS	G	9	M	TABB HIGH SCHOOL	YORKTOWN,VA	102.0
ADAM	A	10	M	THOMAS JEFFERSON HIGH SCHOOL FOR SCIENCE AND TECHNOLOGY	ALEXANDRIA,VA	126.0
JAI	C	10	M	THOMAS JEFFERSON HIGH SCHOOL FOR SCIENCE AND TECHNOLOGY	ALEXANDRIA,VA	93.0
WILLIAM	C	10	U	THOMAS JEFFERSON HIGH SCHOOL FOR SCIENCE AND TECHNOLOGY	ALEXANDRIA,VA	94.5
JUSTIN	H	9	M	THOMAS JEFFERSON HIGH SCHOOL FOR SCIENCE AND TECHNOLOGY	ALEXANDRIA,VA	112.5
MICHAEL	H	9	M	THOMAS JEFFERSON HIGH SCHOOL FOR SCIENCE AND TECHNOLOGY	ALEXANDRIA,VA	132.0
YOSEPH	M	9	M	THOMAS JEFFERSON HIGH SCHOOL FOR SCIENCE AND TECHNOLOGY	ALEXANDRIA,VA	114.0
YOUNG	Q	10	M	THOMAS JEFFERSON HIGH SCHOOL FOR SCIENCE AND TECHNOLOGY	ALEXANDRIA,VA	105.0
AADITYA	S	10	M	THOMAS JEFFERSON HIGH SCHOOL FOR SCIENCE AND TECHNOLOGY	ALEXANDRIA,VA	132.0
FRANK	L	10	M	FOSS IB WORLD SCHOOL	TACOMA,WA	94.5
CHRISTOPHER	K	10	M	HANFORD HIGH SCHOOL	RICHLAND,WA	112.5
SANJAY	R	10	M	LAKESIDE HIGH SCHOOL	SEATTLE,WA	114.0
CARL	S	10	M	LAKESIDE HIGH SCHOOL	SEATTLE,WA	133.5
COLIN	T	10	M	LAKESIDE HIGH SCHOOL	SEATTLE,WA	138.0
EDWARD	W	8	M	LAKESIDE HIGH SCHOOL	SEATTLE,WA	138.0
WILLIAM	L	10	M	UNION HIGH SCHOOL	WA,WA	94.5

Achievement Roll in US and Canada – Page 14

First Name	Last Initial	Grade	Gender	School	City,State	Score
BILLY	H	10	M	BROOKFIELD CENTRAL HS	BROOKFIELD,WI	90.0
BILLY	H	10	M	BROOKFIELD CENTRAL HS	BROOKFIELD,WI	90.0
QINGFENG	L	10	M	JACKSON HOLE HIGH SCHOOL	JACKSON,WY	109.5

## State Summaries

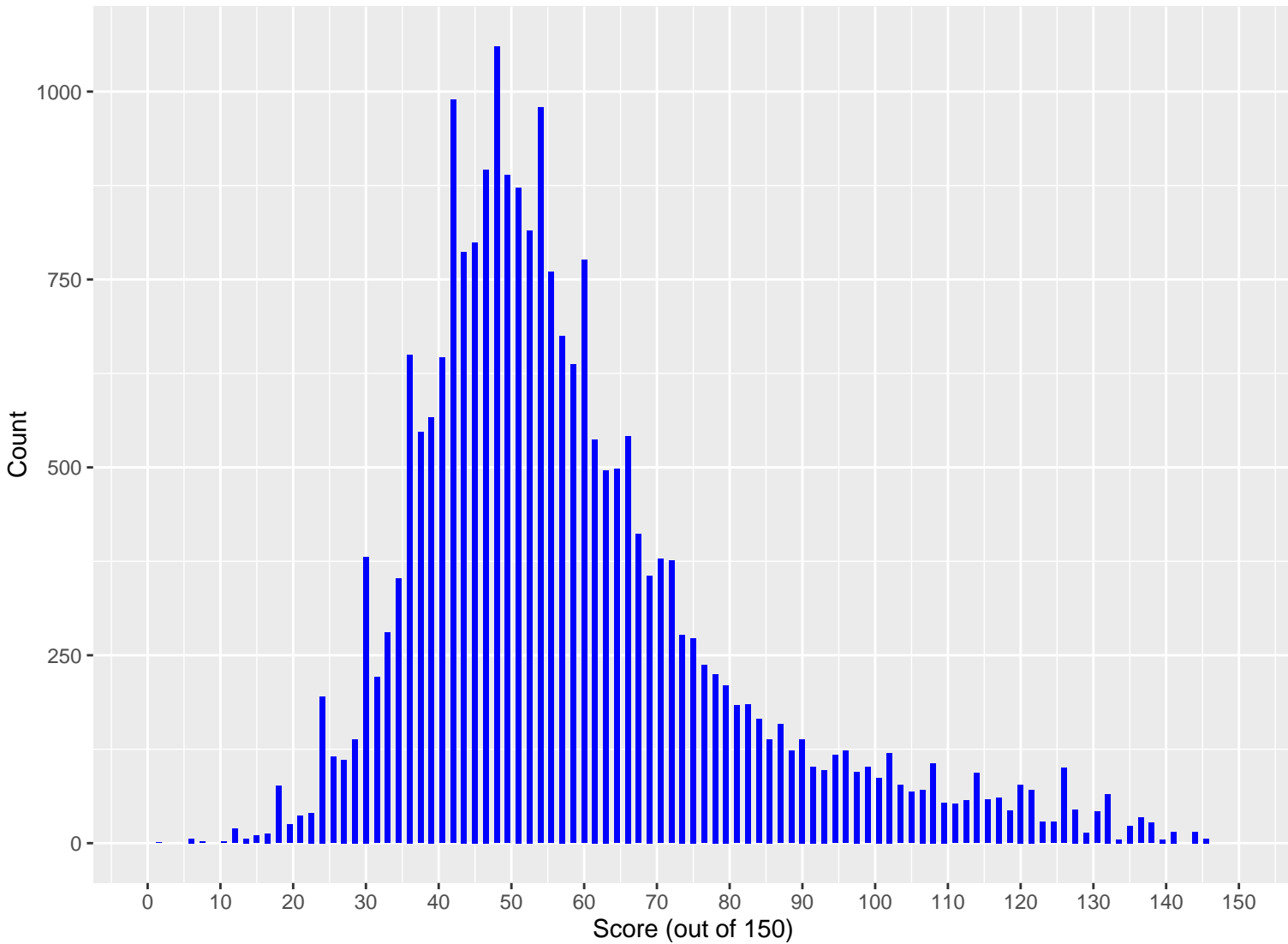
State	Number of Students	Mean	Median	Top 1% Score	Top 5% Score	Top 10% Score	Top 25% Score
AK	48	50.1	48.00	129.0	75.0	69.0	54.75
AL	162	60.2	54.75	126.0	103.5	91.5	72.00
AR	43	56.1	48.00	114.0	100.5	96.0	66.00
AZ	361	53.2	49.50	124.5	87.0	75.0	61.50
CA	3667	61.0	54.00	132.0	114.0	99.0	72.00
CO	152	57.7	51.00	135.0	120.0	96.0	65.25
CT	1033	54.3	51.00	118.5	90.0	76.5	61.50
DC	29	55.4	51.00	106.5	96.0	81.0	63.00
DE	131	52.0	51.00	117.0	85.5	72.0	58.50
FL	939	59.4	54.00	130.5	108.0	94.5	69.00
GA	459	62.5	57.00	132.0	109.5	94.5	73.50
HI	181	57.9	55.50	126.0	90.0	78.0	67.50
IA	155	55.6	49.50	136.5	102.0	84.0	63.00
ID	89	52.2	48.00	135.0	85.5	64.5	55.50
IL	552	67.0	60.00	132.0	121.5	108.0	81.75
IN	383	53.5	49.50	132.0	96.0	73.5	60.00
KS	190	55.2	52.50	126.0	99.0	73.5	63.00
KY	87	56.7	52.50	112.5	97.5	85.5	63.00
LA	59	51.4	48.00	120.0	82.5	73.5	58.50
MA	674	66.6	60.00	138.0	121.5	112.5	82.50
MD	383	60.9	54.00	136.5	117.0	99.0	72.00
ME	63	56.7	54.00	136.5	85.5	78.0	66.00
MI	360	61.9	55.50	132.0	115.5	94.5	73.50
MN	557	56.4	51.00	123.0	97.5	84.0	64.50
MO	419	54.7	51.00	115.5	94.5	81.0	63.00

## State Summaries

State	Number of Students	Mean	Median	Top 1% Score	Top 5% Score	Top 10% Score	Top 25% Score
MS	264	43.4	42.00	112.5	67.5	58.50	48.0
MT	161	48.4	48.00	97.5	64.5	60.00	54.0
NC	552	57.4	52.50	132.0	102.0	87.00	66.0
ND	164	45.3	43.50	102.0	66.0	60.00	52.5
NE	190	54.6	54.00	99.0	79.5	75.00	64.5
NH	261	56.7	51.00	139.5	117.0	96.00	64.5
NJ	1214	62.0	57.00	132.0	111.0	94.50	72.0
NM	21	73.9	66.00	138.0	118.5	112.50	97.5
NV	104	55.3	47.25	126.0	114.0	103.50	64.5
NY	1813	57.9	54.00	126.0	100.5	84.00	66.0
OH	737	53.9	51.00	117.0	87.0	76.50	63.0
OK	79	57.3	52.50	132.0	108.0	88.50	66.0
OR	153	57.5	51.00	144.0	109.5	97.50	64.5
PA	1383	55.1	52.50	118.5	93.0	78.00	64.5
RI	81	59.6	57.00	114.0	93.0	82.50	70.5
SC	193	54.9	51.00	126.0	99.0	82.50	61.5
SD	50	45.8	45.00	72.0	64.5	57.75	54.0
TN	301	55.2	51.00	114.0	93.0	79.50	61.5
TX	1235	58.8	52.50	133.5	114.0	96.00	67.5
UT	116	57.9	55.50	124.5	102.0	88.50	67.5
VA	832	58.7	54.00	127.5	108.0	87.00	66.0
VT	94	55.6	54.00	102.0	82.5	76.50	63.0
WA	575	60.1	55.50	136.5	109.5	90.00	69.0
WI	269	53.5	51.00	117.0	88.5	76.50	60.0
WV	71	49.7	45.00	108.0	90.0	69.00	52.5



Score Distribution for US & Canada

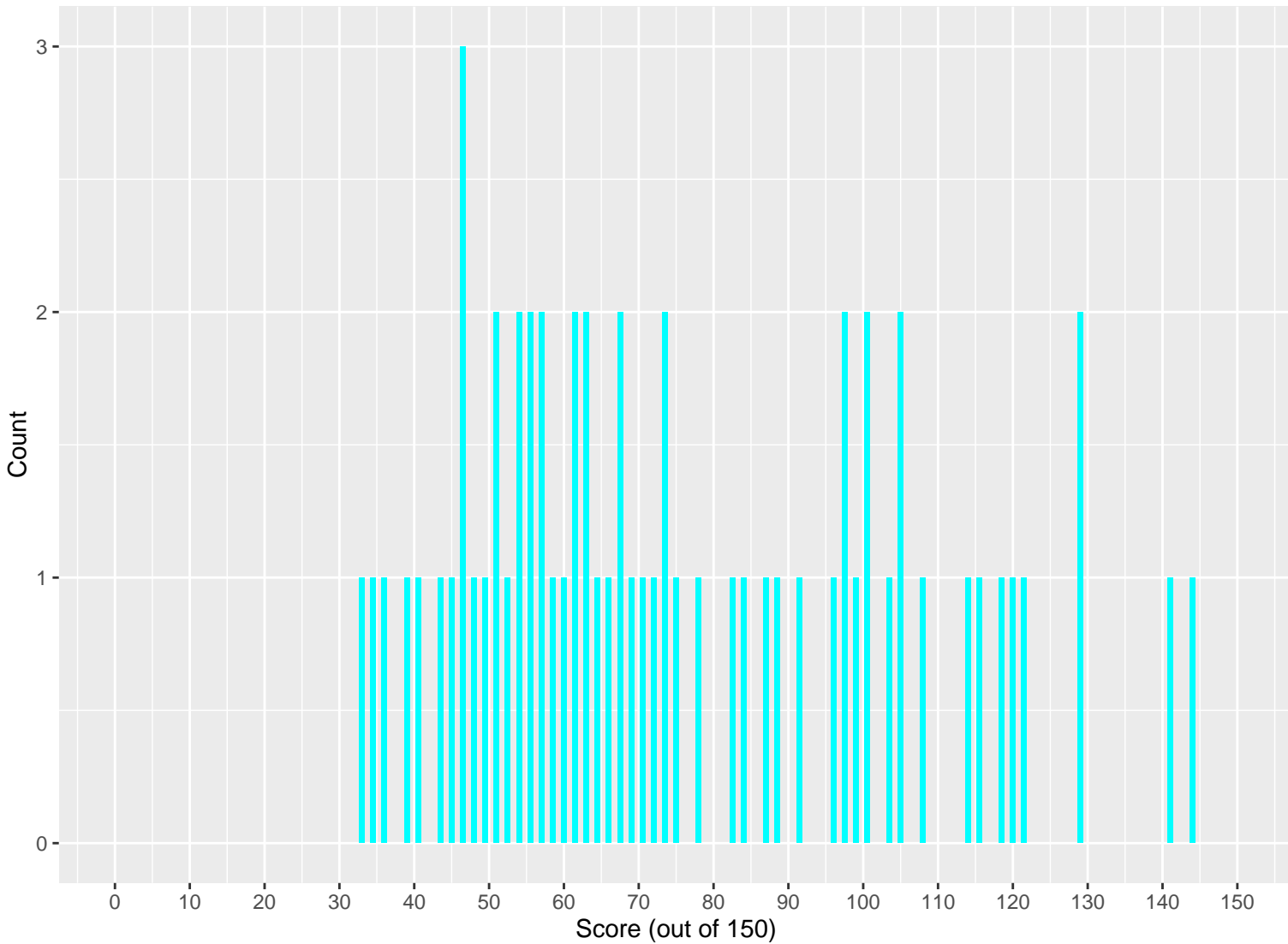


Summary Statistics

Number of Students	Mean	Median	Top 1% Score	Top 5% Score	Top 10% Score	Top 25% Score
23472	58.3	54	130.5	106.5	88.5	67.5



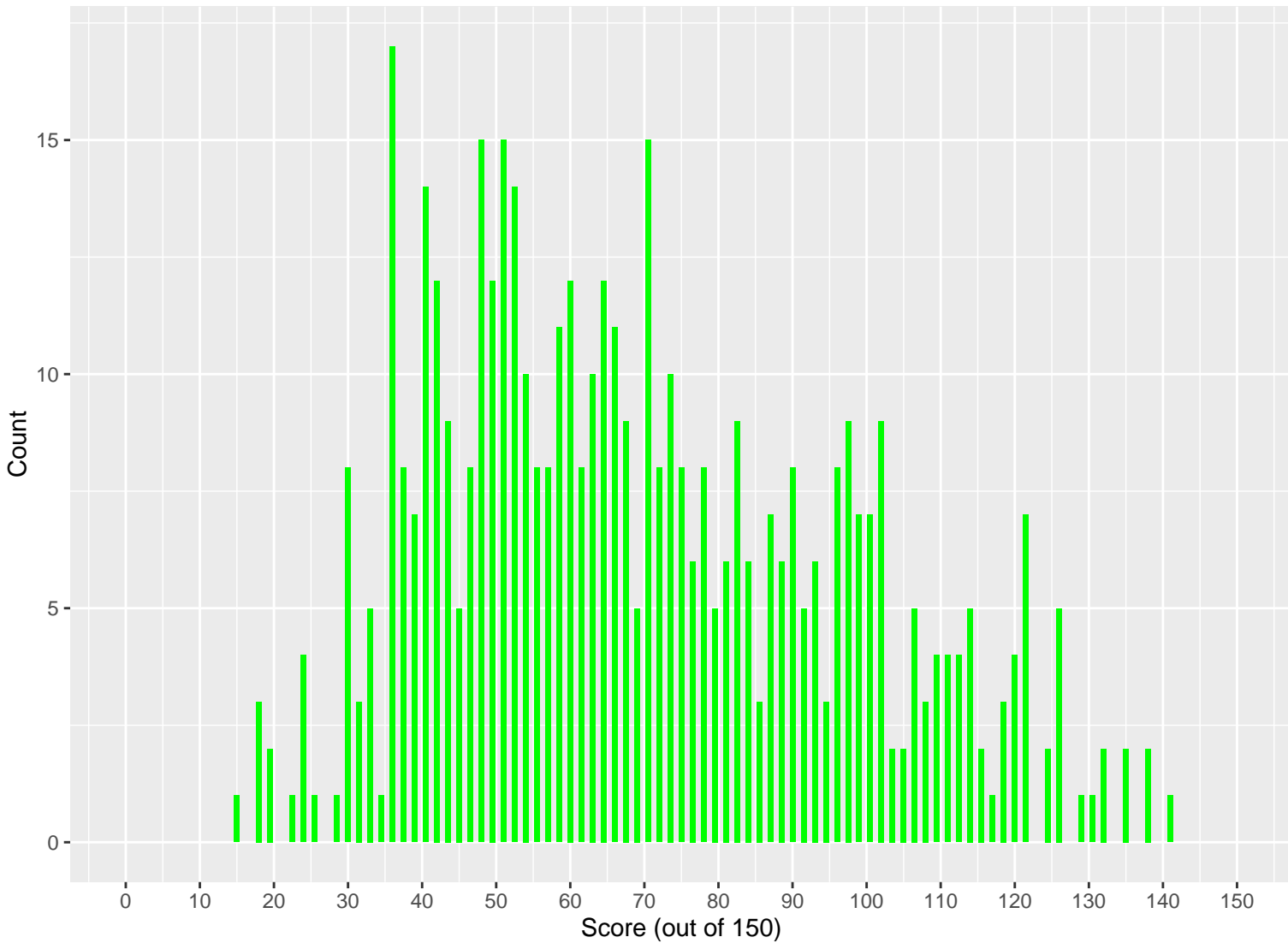
### Score Distribution for Students Below Grade 9



### Summary Statistics for Students Below Grade 9

Number of Students	Mean	Median	Top 1% Score	Top 5% Score	Top 10% Score	Top 25% Score
62	76.1	68.25	144	129	118.5	99

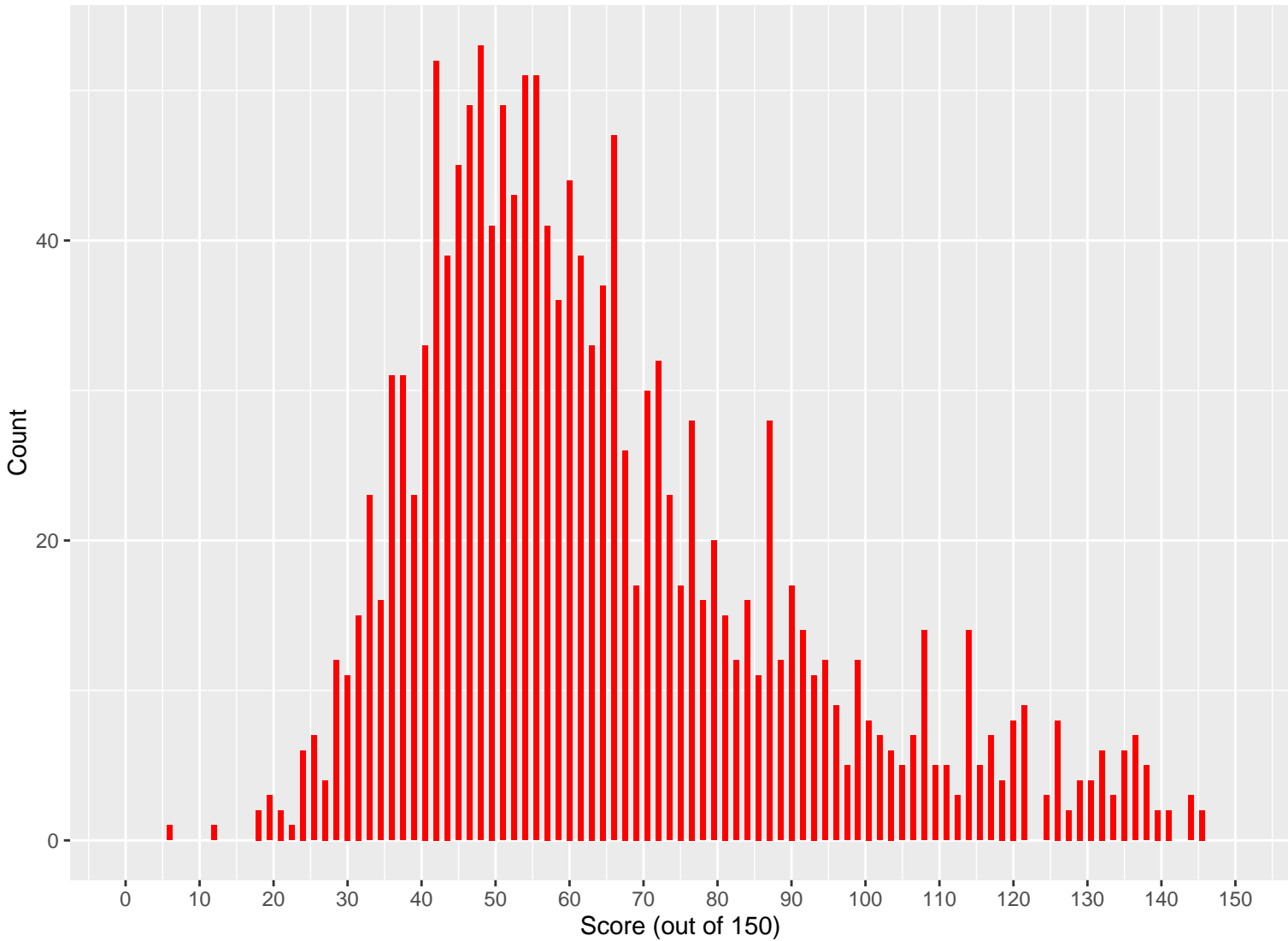
Score Distribution for Grade 9 Students



Summary Statistics for Students in Grade 9

Number of Students	Mean	Median	Top 1% Score	Top 5% Score	Top 10% Score	Top 25% Score
491	69.5	66	135	120	109.5	90

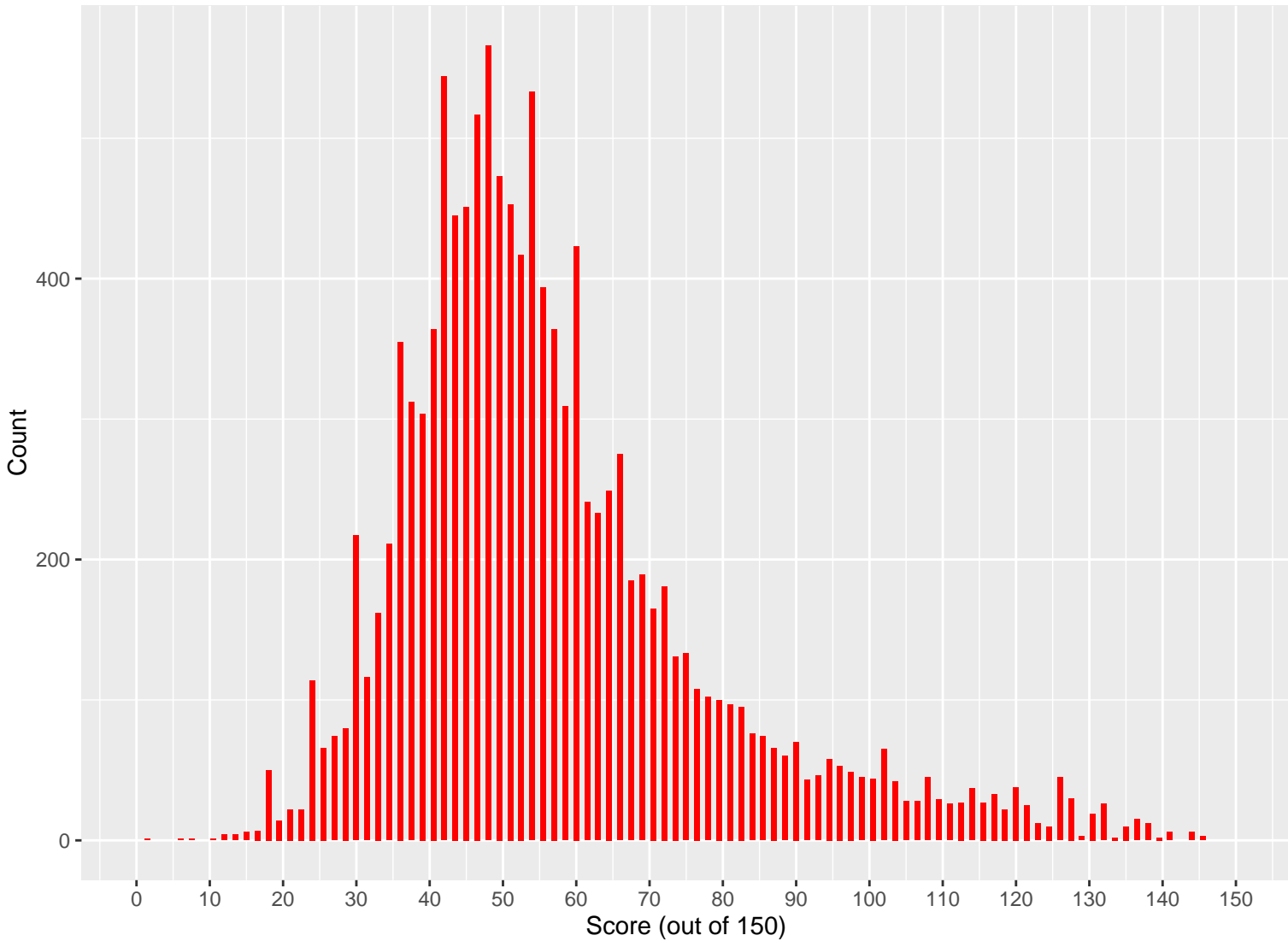
## Score Distribution for Grade 10 Students



## Summary Statistics for Students in Grade 10

Number of Students	Mean	Median	Top 1% Score	Top 5% Score	Top 10% Score	Top 25% Score
1520	64.5	58.5	136.5	118.5	102	76.5

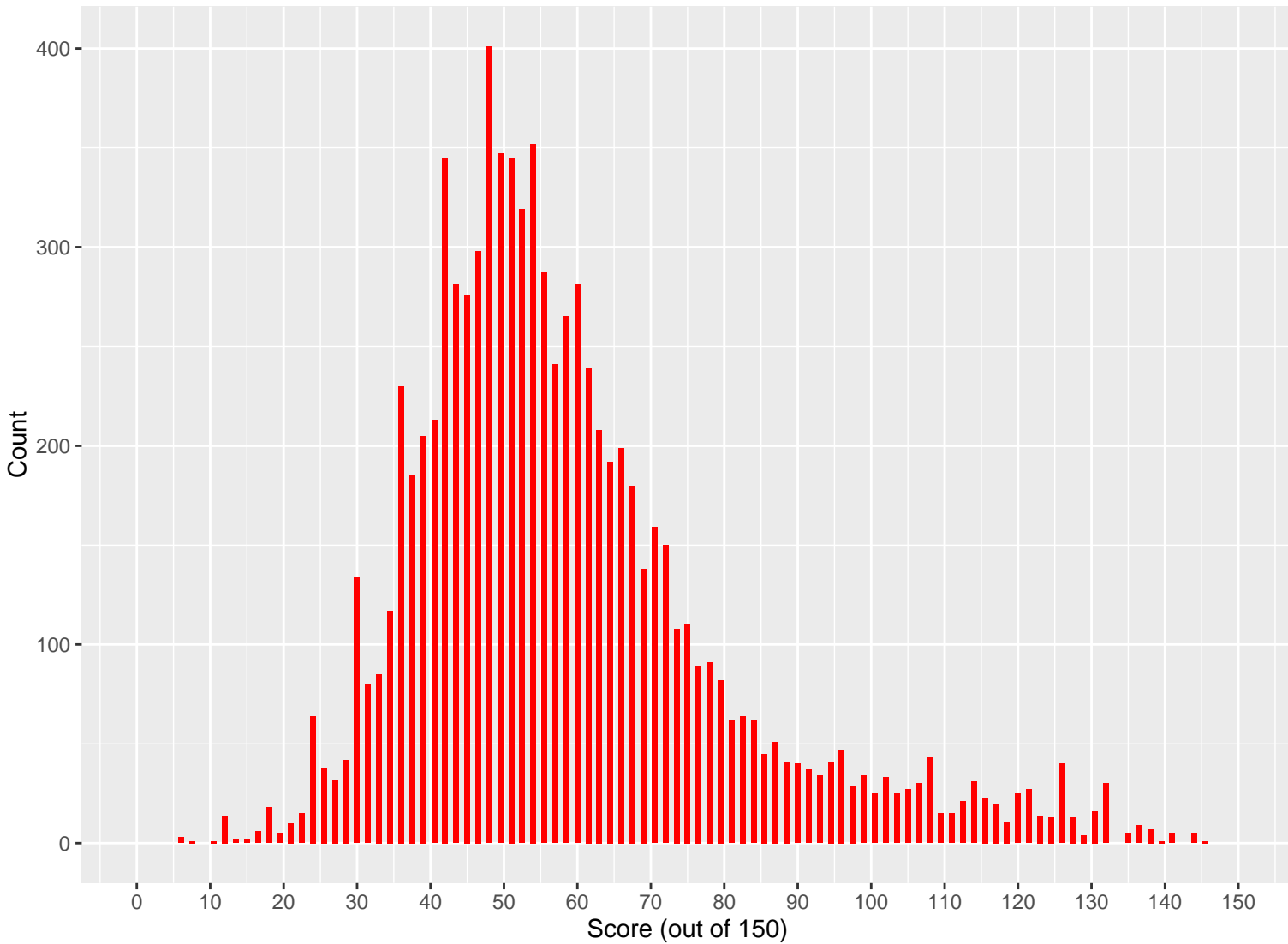
Score Distribution for Grade 11 Students



Summary Statistics for Students in Grade 11

Number of Students	Mean	Median	Top 1% Score	Top 5% Score	Top 10% Score	Top 25% Score
12244	56.9	52.5	127.5	103.5	85.5	66

Score Distribution for Grade 12 Students



Summary Statistics for Students in Grade 12

Number of Students	Mean	Median	Top 1% Score	Top 5% Score	Top 10% Score	Top 25% Score
8609	58.6	54	127.5	105	87	67.5

### Achievement Roll in US and Canada – Page 1

First Name	Last Initial	Grade	Gender	School	City,State	Score
SONGLIN	L	10	M	JOHN CARROLL CATHOLIC HIGH SCHOOL	BIRMINGHAM,AL	91.5
TIANYUAN	Z	10	F	ST PAULS EPISCOPAL SCHOOL	MOBILE,AL	105.0
GENKI	N	10	M	VESTAVIA HILLS HS	VESTAVIA HILLS,AL	111.0
KELVIN	K	9	M	CENTRAL HIGH SCHOOL	LITTLE ROCK,AR	114.0
SOREN	S	6	M	FAYETTEVILLE HIGH SCHOOL	FAYETTEVILLE,AR	100.5
CALEB	B	8	U	ARIZONA COLLEGE PREP-ERIE	CHANDLER,AZ	121.5
KEVIN	Z	10	M	BASIS CHANDLER	CHANDLER,AZ	108.0
ALVIN	Z	10	M	LANGARA COLLEGE	VANCOUVER,BC	106.5
ZHAO	Z	10	M	LANGLEY FUNDAMENTAL MIDDLE	LANGLEY,BC	102.0
JEFFERY	L	10	M	AMADOR VALLEY HIGH SCHOOL	PLEASANTON,CA	138.0
PAUL	H	7	U	AMERICAN INST OF MATH DIRECTOR'S CIR	MORGAN HILL,CA	97.5
SHIVANA	A	9	U	ARNOLD O BECKMAN HIGH SCHOOL	IRVINE,CA	94.5
CATHERINE	C	9	F	ARNOLD O BECKMAN HIGH SCHOOL	IRVINE,CA	106.5
ANDREW	G	7	M	ARNOLD O BECKMAN HIGH SCHOOL	IRVINE,CA	129.0
EDWARD	J	10	U	ARNOLD O BECKMAN HIGH SCHOOL	IRVINE,CA	108.0
HYUNWOO	K	10	M	ARNOLD O BECKMAN HIGH SCHOOL	IRVINE,CA	90.0
EUNHOO	K	10	M	ARNOLD O BECKMAN HIGH SCHOOL	IRVINE,CA	96.0
HYOUNGJIN	P	10	M	ARNOLD O BECKMAN HIGH SCHOOL	IRVINE,CA	90.0
MONICA	T	10	F	ARNOLD O BECKMAN HIGH SCHOOL	IRVINE,CA	99.0
TONY	W	9	M	ARNOLD O BECKMAN HIGH SCHOOL	IRVINE,CA	108.0
ANDREW	C	6	M	BASIS INDEPENDENT SILICON VALLEY	SAN JOSE,CA	105.0
ARIHANT	P	9	M	BASIS INDEPENDENT SILICON VALLEY	SAN JOSE,CA	100.5
ALBERT	S	8	U	BASIS INDEPENDENT SILICON VALLEY	SAN JOSE,CA	103.5
LAP	D	10	M	CAL STATE UNIVERSITY LOS ANGELES	LOS ANGELES,CA	117.0
MERRICK	H	8	M	CAL STATE UNIVERSITY LOS ANGELES	LOS ANGELES,CA	96.0
BRYAN	G	10	M	CALIFORNIA BAPTIST UNIVERSITY	RIVERSIDE,CA	94.5
PRASHANTH	M	10	M	CALIFORNIA BAPTIST UNIVERSITY	RIVERSIDE,CA	90.0
JIMMY	S	9	U	CALIFORNIA BAPTIST UNIVERSITY	RIVERSIDE,CA	100.5
ANDREW	Z	10	M	CALIFORNIA HIGH SCHOOL	SAN RAMON,CA	93.0
SOYON	K	10	F	CANYON CREST ACADEMY	SAN DIEGO,CA	93.0

Achievement Roll in US and Canada – Page 2

First Name	Last Initial	Grade	Gender	School	City,State	Score
RAYMOND	L	10	M	CANYON CREST ACADEMY	SAN DIEGO,CA	121.5
RONAK	R	10	M	CANYON CREST ACADEMY	SAN DIEGO,CA	126.0
TRISTAN	S	10	M	CANYON CREST ACADEMY	SAN DIEGO,CA	132.0
YANG	S	10	M	CANYON CREST ACADEMY	SAN DIEGO,CA	99.0
SOPHIE	W	8	F	CANYON CREST ACADEMY	SAN DIEGO,CA	114.0
ALAN	Z	10	M	CANYON CREST ACADEMY	SAN DIEGO,CA	114.0
HANYANG	D	10	M	CHRIST LUTHERAN SCHOOL	BREA,CA	97.5
FRANK	K	9	M	CHRIST LUTHERAN SCHOOL	BREA,CA	109.5
DAVID	M	10	M	CHRIST LUTHERAN SCHOOL	BREA,CA	108.0
DANIEL	S	9	M	CHRIST LUTHERAN SCHOOL	BREA,CA	121.5
KENNETH	P	10	M	CLAREMONT HS	CLAREMONT,CA	105.0
BINHAN	H	10	M	CREAN LUTHERAN CHRISTIAN SCHOOL	IRVINE,CA	115.5
MINHYUK	K	10	M	CREAN LUTHERAN CHRISTIAN SCHOOL	IRVINE,CA	114.0
JIAHUI	W	10	F	CREAN LUTHERAN CHRISTIAN SCHOOL	IRVINE,CA	96.0
SUSIE	C	9	F	CSULB, DEPT OF MATH AND STATISTICS	LONG BEACH,CA	100.5
TIMOTHY	Y	10	M	DIAMOND BAR HIGH SCHOOL	DIAMOND BAR,CA	102.0
ARYAN	N	9	M	DOUGHERTY VALLEY HIGH SCHOOL	SAN RAMON,CA	94.5
SIDDHARTH	N	9	M	DOUGHERTY VALLEY HIGH SCHOOL	SAN RAMON,CA	112.5
TANAY	R	10	M	DOUGHERTY VALLEY HIGH SCHOOL	SAN RAMON,CA	100.5
MATTHEW	G	10	M	EVERGREEN VALLEY HS	SAN JOSE,CA	138.0
OWEN	Y	7	M	FOLSOM HIGH SCHOOL	FOLSOM,CA	108.0
MAX	L	10	M	FOOTHILL HIGH SCHOOL	PLEASANTON,CA	93.0
ASHLEY	K	9	U	FREMONT HIGH SCHOOL	SUNNYVALE,CA	111.0
ELIZABETH	K	9	F	FREMONT HIGH SCHOOL	SUNNYVALE,CA	97.5
STAN	Z	10	M	FREMONT HIGH SCHOOL	SUNNYVALE,CA	135.0
MARIA	F	10	F	FUSS	FREMONT,CA	100.5
HONGYUAN	H	10	M	GLEN A. WILSON HIGH SCHOOL	HACIENDA HEIGHTS,CA	91.5
KATHERINE	Z	10	U	HARKER UPPER SCHOOL	SAN JOSE,CA	108.0
YOU KYUNG	K	10	F	HENRY M GUNN HIGH SCHOOL	PALO ALTO,CA	91.5
ANDREW	Z	10	U	HENRY M GUNN HIGH SCHOOL	PALO ALTO,CA	121.5



### Achievement Roll in US and Canada – Page 3

First Name	Last Initial	Grade	Gender	School	City,State	Score
PARUL	S	10	F	IRVINGTON HIGH SCHOOL	FREMONT,CA	114.0
ALBERT	P	10	M	JAMES LOGAN HIGH SCHOOL	UNION CITY,CA	106.5
JASAN	H	10	U	JSERRA CATHOLIC HIGH SCHOOL	SAN JUAN CAPISTRANO,CA	102.0
ZIMIN	Y	9	M	JUDSON INTERNATIONAL SCHOOL	PASADENA,CA	99.0
PRANAV	K	8	U	LA MATH CIRCLE – UCLA	LOS ANGELES,CA	114.0
STANLEY	W	10	U	LYNBROOK HIGH SCHOOL	SAN JOSE,CA	136.5
WENTINN	L	9	M	MERRILL F WEST HS	TRACY,CA	129.0
EMILY	J	9	F	NORTH HOLLYWOOD HIGH SCHOOL	NORTH HOLLYWOOD,CA	114.0
PATRICK	K	9	M	NORTH HOLLYWOOD HIGH SCHOOL	NORTH HOLLYWOOD,CA	118.5
ALBERT	L	10	M	NORTH HOLLYWOOD HIGH SCHOOL	NORTH HOLLYWOOD,CA	97.5
HAOSONG	C	10	U	NORTHWOOD HIGH SCHOOL	IRVINE,CA	90.0
KARTHIK	K	10	M	NORTHWOOD HIGH SCHOOL	IRVINE,CA	94.5
AARON	L	10	M	NORTHWOOD HIGH SCHOOL	IRVINE,CA	112.5
AMY	Z	10	F	NORTHWOOD HIGH SCHOOL	IRVINE,CA	114.0
JOYEE	C	9	M	ORCHARD HILLS SCHOOL	IRVINE,CA	97.5
HARRY	S	9	M	ORCHARD HILLS SCHOOL	IRVINE,CA	99.0
BRIAN	E	8	M	PALO ALTO HIGH SCHOOL	PALO ALTO,CA	96.0
JANET	L	10	F	PALO ALTO HIGH SCHOOL	PALO ALTO,CA	127.5
ARJUN	V	10	M	PALO ALTO HIGH SCHOOL	PALO ALTO,CA	135.0
BRYAN	Y	10	M	PALO ALTO HIGH SCHOOL	PALO ALTO,CA	103.5
RUSHIL	A	10	M	PIONEER FAMILY ACADEMY	CAMPBELL,CA	91.5
EDWARD	H	10	F	PIONEER FAMILY ACADEMY	CAMPBELL,CA	111.0
ERIC	R	9	U	PIONEER FAMILY ACADEMY	CAMPBELL,CA	102.0
ERIC	S	6	M	PIONEER FAMILY ACADEMY	CAMPBELL,CA	120.0
LILI	S	10	F	PIONEER FAMILY ACADEMY	CAMPBELL,CA	103.5
CHRISTINA	Y	10	U	PIONEER FAMILY ACADEMY	CAMPBELL,CA	102.0
ALBERTO	C	10	U	POLYTECHNIC SCHOOL	PASADENA,CA	90.0
ALBERT	L	10	U	POLYTECHNIC SCHOOL	PASADENA,CA	99.0
BENJAMIN	C	10	M	SAN MARINO HIGH SCHOOL	SAN MARINO,CA	90.0
KIYOHIRO	N	10	U	SAN MARINO HIGH SCHOOL	SAN MARINO,CA	99.0

Achievement Roll in US and Canada – Page 4

First Name	Last Initial	Grade	Gender	School	City,State	Score
JINZE	W	10	F	SAN MARINO HIGH SCHOOL	SAN MARINO,CA	99.0
ALLEN	C	9	M	SARATOGA HIGH SCHOOL	SARATOGA,CA	120.0
NEVIN	L	9	M	SARATOGA HIGH SCHOOL	SARATOGA,CA	132.0
CATHERINE	W	10	F	SARATOGA HIGH SCHOOL	SARATOGA,CA	133.5
KAI	D	10	M	SOUTH PASADENA HIGH SCHOOL	SOUTH PASADENA,CA	91.5
SANGHYUN	B	10	M	STANFORD MATH CIRCLE/STANFORD UNIV	STANFORD,CA	94.5
ETHAN	G	10	U	STANFORD MATH CIRCLE/STANFORD UNIV	STANFORD,CA	100.5
RICHIE	H	8	M	STANFORD MATH CIRCLE/STANFORD UNIV	STANFORD,CA	132.0
DAVID	H	8	M	STANFORD MATH CIRCLE/STANFORD UNIV	STANFORD,CA	136.5
JACK	K	8	M	STANFORD MATH CIRCLE/STANFORD UNIV	STANFORD,CA	105.0
ASHLEY	L	10	F	STANFORD MATH CIRCLE/STANFORD UNIV	STANFORD,CA	106.5
JEFFAE	S	9	U	STANFORD MATH CIRCLE/STANFORD UNIV	STANFORD,CA	106.5
ETHAN	T	8	M	STANFORD MATH CIRCLE/STANFORD UNIV	STANFORD,CA	94.5
DARREN	Y	8	M	STANFORD MATH CIRCLE/STANFORD UNIV	STANFORD,CA	112.5
WEN WU	Y	7	M	STANFORD MATH CIRCLE/STANFORD UNIV	STANFORD,CA	105.0
DANIEL	Z	10	M	STANFORD MATH CIRCLE/STANFORD UNIV	STANFORD,CA	121.5
ANANTH	R	10	M	TORREY PINES HIGH SCHOOL	SAN DIEGO,CA	103.5
EDWARD	K	9	U	UNIVERSITY OF CALIFORNIA RIVERSIDE	RIVERSIDE,CA	91.5
ARAV	K	8	M	UNIVERSITY OF CALIFORNIA, DAVIS	DAVIS,CA	114.0
CAMILLE	Z	9	F	UNIVERSITY OF CALIFORNIA, DAVIS	DAVIS,CA	99.0
IAN	N	9	M	VISTA DEL LAGO HIGH SCHOOL	SACRAMENTO,CA	93.0
ZIH	C	10	U	VIVIAN WEBB SCHOOL	CLAREMONT,CA	109.5
YUTING	Q	10	F	VIVIAN WEBB SCHOOL	CLAREMONT,CA	132.0
JOYCE	Y	9	F	WHITNEY HIGH SCHOOL	CERRITOS,CA	96.0
SARAH	G	10	F	CHERRY CREEK HS	GREENWOOD VILLAGE,CO	117.0
ANUDEEP	G	9	U	UNIVERSITY OF COLORADO AT BOULDER	BOULDER,CO	96.0
DANIEL	R	9	M	UNIVERSITY OF COLORADO AT BOULDER	BOULDER,CO	93.0
YICHEN	H	10	M	CHOATE-ROSEMARY HALL SCHOOL	WALLINGFORD,CT	141.0
ZIYAN	L	9	F	CHOATE-ROSEMARY HALL SCHOOL	WALLINGFORD,CT	99.0
PRASTIK	M	10	M	CHOATE-ROSEMARY HALL SCHOOL	WALLINGFORD,CT	124.5

Achievement Roll in US and Canada – Page 5

First Name	Last Initial	Grade	Gender	School	City,State	Score
AIDAN	S	10	M	FITCH HIGH SCHOOL	GROTON,CT	94.5
WILLIAM	H	10	M	HOPKINS SCHOOL	NEW HAVEN,CT	90.0
DAVID	M	9	M	HOPKINS SCHOOL	NEW HAVEN,CT	126.0
ADWITH	M	10	M	HOPKINS SCHOOL	NEW HAVEN,CT	94.5
DA HYUN	C	9	F	KENT SCHOOL	KENT,CT	106.5
YONGWOO	L	10	U	POMFRET SCHOOL	POMFRET,CT	100.5
SIDDHARTH	J	9	M	SHELTON PUBLIC SCHOOLS	SHELTON,CT	102.0
SIDDHARTH	J	9	M	SHELTON PUBLIC SCHOOLS	SHELTON,CT	102.0
JICHENG	L	9	M	THE HOTCHKISS SCHOOL	LAKEVILLE,CT	121.5
ZONGYANG	Y	9	M	THE TAFT SCHOOL	WATERTOWN,CT	94.5
VLADYSLAV	O	10	M	AMERICAN HERITAGE SCHOOL	PLANTATION,FL	132.0
SAAKETH	V	10	M	AMERICAN HERITAGE SCHOOL	PLANTATION,FL	139.5
WILLIAM	H	10	M	C LEON KING HS	TAMPA,FL	90.0
ABHIMANYU	B	10	M	EASTSIDE HIGH SCHOOL	GAINESVILLE,FL	96.0
YURU	N	9	M	FLORIDA ATLANTIC UNIVERSITY	BOCA RATON,FL	141.0
JAKE	S	10	M	OLYMPIA HIGH SCHOOL	ORLANDO,FL	94.5
JESSE	F	10	M	PAUL J HAGERTY HS	OVIEDO,FL	120.0
SHAWN	I	10	U	EMORY UNIVERSITY	ATLANTA,GA	136.5
RAYMOND	J	10	U	EMORY UNIVERSITY	ATLANTA,GA	121.5
DORIAN	K	10	U	EMORY UNIVERSITY	ATLANTA,GA	90.0
ADUN	O	8	F	EMORY UNIVERSITY	ATLANTA,GA	96.0
JUNGAH	S	10	F	EMORY UNIVERSITY	ATLANTA,GA	109.5
JULIUS	T	10	U	EMORY UNIVERSITY	ATLANTA,GA	120.0
VISHAAL	R	8	M	FULTON SCIENCE ACADEMY PRIVATE SCHOOL	ALPHARETTA,GA	91.5
HOLDEN	W	8	M	FULTON SCIENCE ACADEMY PRIVATE SCHOOL	ALPHARETTA,GA	118.5
RUSSELL	E	9	M	GEORGE WALTON COMPREHENSIVE HS	MARIETTA,GA	114.0
DANIEL	S	10	M	GEORGE WALTON COMPREHENSIVE HS	MARIETTA,GA	106.5
JAYSON	W	10	M	GEORGE WALTON COMPREHENSIVE HS	MARIETTA,GA	100.5
YUMA	T	10	M	JOHNS CREEK HS	JOHNS CREEK,GA	93.0
SUJIN	C	10	F	LAMBERT HIGH SCHOOL	SUWANEE,GA	93.0

Achievement Roll in US and Canada – Page 6

First Name	Last Initial	Grade	Gender	School	City,State	Score
PRANEETH	K	10	U	NORTHVIEW HIGH SCHOOL	JOHNS CREEK,GA	118.5
AARON	Y	8	M	THE WESTMINSTER SCHOOLS	ATLANTA,GA	111.0
LUKE	Z	10	M	THE WESTMINSTER SCHOOLS	ATLANTA,GA	120.0
ANDREW	Y	9	M	WESLEYAN SCHOOL	PEACHTREE CORNERS,GA	90.0
EVAN	H	10	M	DES MOINES CENTRAL ACADEMY	DES MOINES,IA	102.0
DANIEL	S	10	M	WEST SENIOR HIGH SCHOOL	IOWA CITY,IA	99.0
TEJAS	A	10	M	ADLAI E STEVENSON HIGH SCHOOL	LINCOLNSHIRE,IL	111.0
JOSEPH	R	10	M	ADLAI E STEVENSON HIGH SCHOOL	LINCOLNSHIRE,IL	121.5
ALLEN	C	10	U	ILLINOIS MATHEMATICS AND SCIENCE ACADEMY	AURORA,IL	133.5
MATTHEW	F	10	M	ILLINOIS MATHEMATICS AND SCIENCE ACADEMY	AURORA,IL	96.0
NATHANAEL	K	10	U	ILLINOIS MATHEMATICS AND SCIENCE ACADEMY	AURORA,IL	103.5
SUCHET	K	10	U	ILLINOIS MATHEMATICS AND SCIENCE ACADEMY	AURORA,IL	108.0
HAOTIAN	Y	10	M	LAKE FOREST ACADEMY	LAKE FOREST,IL	99.0
ROBERT	H	10	M	LAKE FOREST HIGH SCHOOL	LAKE FOREST,IL	91.5
BENJAMIN	K	10	M	NAPERVILLE NORTH HIGH SCHOOL	NAPERVILLE,IL	136.5
JESSE	Y	9	M	NEW TRIER HIGH SCHOOL	WINNETKA,IL	120.0
DAVID	B	10	M	NORTH CENTRAL COLLEGE/DEPT OF MATH	NAPERVILLE,IL	97.5
ALEXANDER	R	10	U	NORTH CENTRAL COLLEGE/DEPT OF MATH	NAPERVILLE,IL	97.5
COLIN	Y	8	U	NORTH CENTRAL COLLEGE/DEPT OF MATH	NAPERVILLE,IL	112.5
ANDREW	M	9	U	OAKTON COMMUNITY COLLEGE	DES PLAINES,IL	109.5
RAJAT	M	10	M	OAKTON COMMUNITY COLLEGE	DES PLAINES,IL	111.0
JAI	S	6	M	OAKTON COMMUNITY COLLEGE	DES PLAINES,IL	121.5
KEVIN	X	10	U	OAKTON COMMUNITY COLLEGE	DES PLAINES,IL	114.0
SHENGHUA	L	10	M	ROCKFORD CHRISTIAN SCHOOLS	ROCKFORD,IL	121.5
GENGCHEN	Y	10	U	ROCKFORD CHRISTIAN SCHOOLS	ROCKFORD,IL	94.5
AKHIL	K	10	M	WHITNEY M YOUNG MAGNET HS	CHICAGO,IL	129.0
PARKER	J	10	U	CARMEL SENIOR HIGH SCHOOL	CARMEL,IN	117.0
KEVIN	L	10	M	CARMEL SENIOR HIGH SCHOOL	CARMEL,IN	145.5
DANIEL	L	7	U	INDIANA UNIVERSITY	BLOOMINGTON,IN	91.5
JONATHAN	R	10	M	INDIANA UNIVERSITY	BLOOMINGTON,IN	91.5

Achievement Roll in US and Canada – Page 7

First Name	Last Initial	Grade	Gender	School	City,State	Score
WILLIAM	W	10	M	BLUE VALLEY NORTHWEST HIGH SCH	OVERLAND PARK,KS	130.5
ADITYA	V	9	M	OLATHE SOUTH HS	OLATHE,KS	109.5
JIAEN	H	9	F	DUPONT MANUAL MAGNET HS	LOUISVILLE,KY	111.0
ANDREW	N	9	M	AMHERST REGIONAL HS	AMHERST,MA	100.5
YUAN	Q	10	M	BOSTON LATIN SCHOOL	BOSTON,MA	135.0
YOUCHEN	Z	10	M	BOSTON LATIN SCHOOL	BOSTON,MA	120.0
EDWARD	C	10	U	BROOKS SCHOOL	NORTH ANDOVER,MA	108.0
JAEHYUK	S	9	M	DEERFIELD ACADEMY	DEERFIELD,MA	99.0
BRIAN	X	10	U	GROTON SCHOOL	GROTON,MA	96.0
NATHAN	R	10	M	LEXINGTON HIGH SCHOOL	LEXINGTON,MA	144.0
CONWAY	X	9	U	LEXINGTON HIGH SCHOOL	LEXINGTON,MA	114.0
RICHARD	H	10	M	MERRIMACK COLLEGE–MATH DEPT	NORTH ANDOVER,MA	126.0
DAVID	L	10	M	MERRIMACK COLLEGE–MATH DEPT	NORTH ANDOVER,MA	120.0
YUXUAN	B	9	U	NORTHFIELD MOUNT HERMON SCHOOL	MT. HERMON,MA	90.0
MONA	Z	10	F	NORTHFIELD MOUNT HERMON SCHOOL	MT. HERMON,MA	102.0
BILL	Q	10	M	PHILLIPS ACADEMY	ANDOVER,MA	118.5
GUANPENG	X	10	M	PHILLIPS ACADEMY	ANDOVER,MA	138.0
ARI	X	10	U	RSM–ACTON	ACTON,MA	115.5
VICTORIA	K	10	F	RSM–NEWTON	NEWTON,MA	91.5
VISHNU	P	10	M	SHREWSBURY HIGH SCHOOL	HUDSON,MA	97.5
SHASHVAT	S	10	M	SHREWSBURY HIGH SCHOOL	HUDSON,MA	108.0
JIWON	C	10	F	ST MARK'S SCHOOL	SOUTHBOROUGH,MA	129.0
ZEYU	W	9	M	WILLISTON NORTHAMPTON SCHOOL	EASTHAMPTON,MA	135.0
YUE	Z	10	U	WORCESTER ACADEMY	WORCESTER,MA	96.0
JAEHYEONG	Y	10	U	KELVIN HIGH SCHOOL	WINNIPEG,MB	93.0
BENJAMIN	Y	9	M	DULANEY HIGH SCHOOL	TIMONIUM,MD	105.0
ZHUOYUAN	L	9	M	MARRIOTTS RIDGE HS	MARRIOTTSVILLE,MD	102.0
OLIVIA	F	10	F	MONTGOMERY BLAIR HS	SILVER SPRING,MD	108.0
LEO	H	9	M	MONTGOMERY BLAIR HS	SILVER SPRING,MD	108.0
LUKE	L	10	M	MONTGOMERY BLAIR HS	SILVER SPRING,MD	100.5

**Achievement Roll in US and Canada – Page 8**

First Name	Last Initial	Grade	Gender	School	City,State	Score
KEVIN	Q	10	M	MONTGOMERY BLAIR HS	SILVER SPRING,MD	130.5
STEVEN	Q	10	M	MONTGOMERY BLAIR HS	SILVER SPRING,MD	135.0
JACOB	S	10	M	MONTGOMERY BLAIR HS	SILVER SPRING,MD	130.5
AMBROSE	Y	9	M	MONTGOMERY BLAIR HS	SILVER SPRING,MD	121.5
KEVIN	Z	10	M	MONTGOMERY BLAIR HS	SILVER SPRING,MD	117.0
DANIEL	Z	10	U	MONTGOMERY BLAIR HS	SILVER SPRING,MD	145.5
JERRY	X	8	M	OLD CEDAR LANE SCHOOL	COLUMBIA,MD	94.5
SEAN	P	7	U	UNIVERSITY OF MARYLAND,BALTIMORE CTY	BALTIMORE,MD	97.5
DANIEL	Y	7	M	UNIVERSITY OF MARYLAND,BALTIMORE CTY	BALTIMORE,MD	141.0
ISAAC	U	9	M	WILDE LAKE	COLUMBIA,MD	108.0
JASON	H	10	M	AAMOC	ANN ARBOR,MI	136.5
ZHENG TONG	R	10	M	CRANBROOK KINGSWOOD UPPER SCHOOL	BLOOMFIELD HILLS,MI	90.0
ANNA	S	10	U	DETROIT COUNTRY DAY HIGH SCH	BEVERLY HILLS,MI	91.5
SRIHARI	G	9	M	LAWRENCE TECHNOLOGICAL UNIVERSITY	SOUTHFIELD,MI	115.5
VIBHA	M	9	F	LAWRENCE TECHNOLOGICAL UNIVERSITY	SOUTHFIELD,MI	100.5
ROHIT	M	9	M	LAWRENCE TECHNOLOGICAL UNIVERSITY	SOUTHFIELD,MI	100.5
VARUN	N	8	M	LAWRENCE TECHNOLOGICAL UNIVERSITY	SOUTHFIELD,MI	90.0
SRIVASUDHA	R	8	F	LAWRENCE TECHNOLOGICAL UNIVERSITY	SOUTHFIELD,MI	100.5
YAJVAN	R	8	M	LAWRENCE TECHNOLOGICAL UNIVERSITY	SOUTHFIELD,MI	99.0
MATTHEW	D	9	M	TROY HIGH SCHOOL	TROY,MI	96.0
MEGHANA	K	10	F	TROY HIGH SCHOOL	TROY,MI	114.0
VARUN	R	8	M	TROY HIGH SCHOOL	TROY,MI	90.0
PRASHANT	S	10	M	TROY HIGH SCHOOL	TROY,MI	105.0
PRATHAM	S	9	M	TROY HIGH SCHOOL	TROY,MI	112.5
MATTHEW	W	10	U	TROY HIGH SCHOOL	TROY,MI	120.0
FREDDIE	Z	10	M	TROY HIGH SCHOOL	TROY,MI	144.0
RYAN	M	9	M	BLAINE HIGH SCHOOL	BLAINE,MN	100.5
JAROD	P	9	M	BLAINE HIGH SCHOOL	BLAINE,MN	99.0
FRANK	L	10	M	MINNETONKA HIGH SCHOOL	MINNETONKA,MN	136.5
JEFFREY	H	10	U	ST PAUL ACADEMY & SUMMIT SCHOOL	ST PAUL,MN	115.5

### Achievement Roll in US and Canada – Page 9

First Name	Last Initial	Grade	Gender	School	City,State	Score
STEPHEN	C	10	M	WAYZATA HIGH SCHOOL	PLYMOUTH,MN	114.0
MATTHEW	Q	10	M	WAYZATA HIGH SCHOOL	PLYMOUTH,MN	90.0
AYUSH	R	10	M	WAYZATA HIGH SCHOOL	PLYMOUTH,MN	114.0
CAROLINE	Z	10	F	WAYZATA HIGH SCHOOL	PLYMOUTH,MN	111.0
JEREMY	O	9	M	LADUE HORTON WATKINS HIGH SCHOOL	SAINT LOUIS,MO	91.5
WILLIAM	P	8	M	LADUE HORTON WATKINS HIGH SCHOOL	SAINT LOUIS,MO	97.5
MOSES	S	10	M	LADUE HORTON WATKINS HIGH SCHOOL	SAINT LOUIS,MO	126.0
ANTHONY	W	7	M	LADUE HORTON WATKINS HIGH SCHOOL	SAINT LOUIS,MO	99.0
DANNY	S	8	M	MARQUETTE HIGH SCHOOL	CHESTERFIELD,MO	105.0
ZHANG	T	10	M	SAINT LOUIS UNIVERSITY HS	ST LOUIS,MO	90.0
SANGEON	R	10	M	ST ANDREWS EPISCOPAL SCHOOL	RIDGELAND,MS	135.0
ARYAMAN	A	10	M	ARDREY KELL	CHARLOTTE,NC	114.0
DANIEL	L	10	M	EARLY COLLEGE AT GUILFORD	GREENSBORO,NC	108.0
DANIEL	C	9	M	EAST CHAPEL HILL HIGH SCHOOL	CHAPEL HILL,NC	102.0
EDWARD	F	10	M	ENLOE HIGH SCHOOL	RALEIGH,NC	121.5
SREYAS	A	8	M	HORIZONS – TALENT DEVELOPMENT DEPT	CHARLOTTE,NC	90.0
DEV	C	8	M	HORIZONS – TALENT DEVELOPMENT DEPT	CHARLOTTE,NC	120.0
KEIRAN	J	9	M	NESBITT DISCOVERY ACADEMY	ASHEVILLE,NC	99.0
DAVID	L	10	M	PROVIDENCE DAY SCHOOL	CHARLOTTE,NC	99.0
AARON	D	9	U	UNIVERSITY OF NORTH CAROLINA AT CHAPEL HILL	CHAPEL HILL,NC	138.0
SAM	F	10	M	UNIVERSITY OF NORTH CAROLINA AT CHAPEL HILL	CHAPEL HILL,NC	108.0
ALLEN	W	9	M	RONALD N DAVIES HS	FARGO,ND	112.5
JAMIE	C	8	F	SCOTTSBLUFF SENIOR HIGH SCHOOL	SCOTTSBLUFF,NE	99.0
KEDAI	W	8	F	HAMPSTEAD ACADEMY	HAMPSTEAD,NH	96.0
AMOL	K	10	M	NASHUA HS SOUTH	NASHUA,NH	105.0
ADAM	B	10	U	PHILLIPS EXETER ACADEMY	EXETER,NH	139.5
INYOUNG	C	10	F	ST PAUL'S SCHOOL	CONCORD,NH	99.0
YOONJIN	K	10	F	ST PAUL'S SCHOOL	CONCORD,NH	115.5
WAYNE	Z	10	M	BRIDGEWATER–RARITAN RGNL HS	BRIDGEWATER,NJ	136.5
STANLEY	C	10	U	EAST BRUNSWICK HIGH SCHOOL	EAST BRUNSWICK,NJ	117.0

Achievement Roll in US and Canada – Page 10

First Name	Last Initial	Grade	Gender	School	City,State	Score
STEVEN	L	10	M	HIGH TECHNOLOGY HS	LINCROFT,NJ	136.5
ALEX	X	10	M	J P STEVENS HS	EDISON,NJ	90.0
SUSAN	L	8	U	KEAN UNIVERSITY	UNION,NJ	94.5
DANIEL	L	8	M	KEAN UNIVERSITY	UNION,NJ	111.0
DANIEL	X	7	M	KEAN UNIVERSITY	UNION,NJ	115.5
MENGYU	X	10	F	KEAN UNIVERSITY	UNION,NJ	138.0
ZHANG	Y	10	M	KEAN UNIVERSITY	UNION,NJ	94.5
LUCY	Z	10	F	KEAN UNIVERSITY	UNION,NJ	90.0
JONATHAN	A	10	M	LIVINGSTON HIGH SCHOOL	LIVINGSTON,NJ	108.0
DAVID	L	10	U	LIVINGSTON HIGH SCHOOL	LIVINGSTON,NJ	94.5
KEVIN	C	9	M	PRINCETON HIGH SCHOOL	PRINCETON,NJ	121.5
DANIEL	H	10	U	PRINCETON HIGH SCHOOL	PRINCETON,NJ	132.0
YIZHEN	C	9	M	PRINCETON INTL SCHOOL OF MATH/SCI	PRINCETON,NJ	115.5
CHENHAO	H	10	M	PRINCETON INTL SCHOOL OF MATH/SCI	PRINCETON,NJ	99.0
LINGYI	M	10	F	PRINCETON INTL SCHOOL OF MATH/SCI	PRINCETON,NJ	124.5
TIANYANG	W	9	M	PRINCETON INTL SCHOOL OF MATH/SCI	PRINCETON,NJ	138.0
MINGYE	W	10	F	PRINCETON INTL SCHOOL OF MATH/SCI	PRINCETON,NJ	126.0
MUHUA	X	9	F	PRINCETON INTL SCHOOL OF MATH/SCI	PRINCETON,NJ	118.5
ZHANG	Y	10	M	PRINCETON INTL SCHOOL OF MATH/SCI	PRINCETON,NJ	108.0
YUXUAN	Z	9	F	PRINCETON INTL SCHOOL OF MATH/SCI	PRINCETON,NJ	124.5
DANNY	S	10	U	SOUTH BRUNSWICK HS	MONMOUTH JUNCTION,NJ	94.5
JEFF	T	10	U	UNION COUNTY MAGNET HS	SCOTCH PLAINS,NJ	120.0
ARNAV	R	9	M	W WINDSOR PLAINSBORO HS NORTH	PLAINSBORO,NJ	93.0
DAVID	L	10	M	WEST WINDSOR-PLAINSBORO HS SOUTH	PRINCETON JUNCTION,NJ	120.0
JOSEPH	C	7	M	LA CUEVA HIGH SCHOOL	ALBUQUERQUE,NM	118.5
DO	V	10	M	LOS ALAMOS HIGH SCHOOL	LOS ALAMOS,NM	112.5
NATHAN	M	10	M	DAVIDSON ACADEMY OF NEVADA	RENO,NV	124.5
MAXIM	V	8	M	BASIS INDEPENDENT BROOKLYN	BROOKLYN,NY	121.5
MATTHEW	R	9	U	COLUMBIA GRAMMAR & PREP SCHOOL	NEW YORK CITY,NY	118.5
KATHRYN	W	9	U	DALTON SCHOOL	NEW YORK,NY	90.0



Achievement Roll in US and Canada – Page 11

First Name	Last Initial	Grade	Gender	School	City,State	Score
ANNALISA	W	10	F	EARL L VANDERMEULEN HS	PORT JEFFERSON,NY	93.0
SAAJID	C	10	M	GENERAL DOUGLAS MACARTHUR HIGH SCHOOLS	LEVITTOWN,NY	99.0
BRANDON	Z	10	M	JERICHO HIGH SCHOOL	JERICHO,NY	105.0
QINGYUAN	Q	10	M	JOHN MILLER GREAT NECK N HS	GREAT NECK,NY	91.5
JOVITA	L	10	F	MANHATTANVILLE COLLEGE	PURCHASE,NY	109.5
ERIC	L	10	U	MANHATTANVILLE COLLEGE	PURCHASE,NY	126.0
ERIC	W	9	M	MANHATTANVILLE COLLEGE	PURCHASE,NY	130.5
DEPEI	L	9	U	PACE UNIVERSITY	PLEASANTVILLE,NY	93.0
DEYUAN	L	9	M	PACE UNIVERSITY	PLEASANTVILLE,NY	120.0
BENJAMIN	W	9	M	PACE UNIVERSITY	PLEASANTVILLE,NY	103.5
RAYMOND	F	10	M	PENFIELD SENIOR HIGH SCHOOL	PENFIELD,NY	130.5
KATHERINE	M	9	F	PENFIELD SENIOR HIGH SCHOOL	PENFIELD,NY	93.0
AARON	S	9	M	RYE COUNTRY DAY SCHOOL	RYE,NY	90.0
DAVID	L	8	M	SIENA COLLEGE–SCHOOL OF SCIENCE	LOUDONVILLE,NY	126.0
TATIANA	M	9	F	SIENA COLLEGE–SCHOOL OF SCIENCE	LOUDONVILLE,NY	91.5
ROBIN	H	10	U	STUYVESANT HIGH SCHOOL	NEW YORK,NY	91.5
YIHANG	S	9	M	STUYVESANT HIGH SCHOOL	NEW YORK,NY	126.0
ETHAN	J	8	M	THE SPEYER LEGACY SCHOOL	NEW YORK,NY	118.5
CHOI	S	9	M	VESTAL SENIOR HIGH SCHOOL	VESTAL,NY	106.5
LUCAS	H	8	M	DUBLIN JEROME HIGH SCHOOL	DUBLIN,OH	102.0
YUNFAN	Y	9	M	MIAMI VALLEY SCHOOL	DAYTON,OH	91.5
VED	S	9	U	THE OHIO STATE UNIVERSITY, DEPARTMENT OF MATHEMATICS	COLUMBUS,OH	96.0
LINUXUAN	R	9	M	WESTERN RESERVE ACADEMY	HUDSON,OH	90.0
RICHARD	L	10	M	WILLIAM MASON HIGH	MASON,OH	114.0
SRUTHI	P	9	F	WILLIAM MASON HIGH	MASON,OH	132.0
WILLIAM	W	10	M	JENKS HS	JENKS,OK	112.5
HOWARD	Z	10	M	NORMAN NORTH HIGH SCHOOL	NORMAN,OK	132.0
ZHIHAO	S	10	U	CRESCENT SCHOOL	TORONTO,ON	93.0
FELIX	Y	10	M	CRESCENT SCHOOL	TORONTO,ON	96.0
CATHRINE	L	10	F	HON VINCENT MASSEY SS	WINDSOR,ON	99.0

Achievement Roll in US and Canada – Page 12

First Name	Last Initial	Grade	Gender	School	City,State	Score
SCOTT	X	10	M	HON VINCENT MASSEY SS	WINDSOR,ON	121.5
ROGER	F	10	M	MARC GARNEAU CI	TORONTO,ON	106.5
ROGER	L	9	M	MARC GARNEAU CI	TORONTO,ON	103.5
MICHAEL	L	9	M	MARC GARNEAU CI	TORONTO,ON	135.0
VICTOR	R	10	M	MARC GARNEAU CI	TORONTO,ON	129.0
WILLIAM	Z	10	M	RICHMOND HILL HS	RICHMOND HILL,ON	132.0
ANNA	K	9	F	UNIVERSITY OF TORONTO	TORONTO,ON	97.5
WILLIAM	Z	10	M	UNIVERSITY OF TORONTO	TORONTO,ON	90.0
ANANYA	C	9	F	UNIVERSITY OF TORONTO SCHOOLS	TORONTO,ON	112.5
HOWARD	H	10	M	UNIVERSITY OF TORONTO SCHOOLS	TORONTO,ON	129.0
DAVID	T	9	U	UNIVERSITY OF TORONTO SCHOOLS	TORONTO,ON	121.5
THOMAS	G	8	M	VICTORIA INTERNATIONAL COLLEGE	NORTH YORK,ON	130.5
ANDEAN	M	10	M	WESTMOUNT SECONDARY	HAMILTON,ON	93.0
DANIEL	S	10	M	WESTMOUNT SECONDARY	HAMILTON,ON	96.0
RUPERT	L	9	U	JESUIT HIGH SCHOOL	PORTLAND,OR	126.0
MELINDA	S	10	F	VALLEY CATHOLIC SCHOOL	BEAVERTON,OR	127.5
FREDERICK	Q	10	U	CENTRAL BUCKS HS EAST	DOYLESTOWN,PA	93.0
PRANAV	G	9	M	CONESTOGA HS	BERWYN,PA	97.5
KEVIN	W	9	M	CONESTOGA HS	BERWYN,PA	97.5
MATTHEW	X	9	M	CONESTOGA HS	BERWYN,PA	117.0
GOKUL	M	9	M	DOWNINGTOWN HIGH SCHOOL EAST CAMPUS	EXTON,PA	126.0
ZHENYE	Y	9	M	GREAT VALLEY HS	MALVERN,PA	90.0
MICHELLE	Q	10	F	LOWER MERION HIGH SCHOOL	ARDMORE,PA	108.0
ZIWEN	Z	10	M	LOWER MERION HIGH SCHOOL	ARDMORE,PA	91.5
XINYANG	C	7	M	NORTH ALLEGHENY INTERMEDIATE HIGH SCHOOL	PITTSBURGH,PA	129.0
ALLISON	Y	10	F	NORTH PENN HIGH SCHOOL	LANSDALE,PA	94.5
GRACE	W	6	F	PENN STATE UNIVERSITY	NEW KENSINGTON,PA	96.0
YUNSONG	L	10	U	SHADY SIDE ACADEMY	PITTSBURGH,PA	106.5
AARON	L	10	M	STATE COLLEGE NORTH HIGH SCH	STATE COLLEGE,PA	115.5
JACK	P	10	M	STATE COLLEGE NORTH HIGH SCH	STATE COLLEGE,PA	118.5

### Achievement Roll in US and Canada – Page 13

First Name	Last Initial	Grade	Gender	School	City,State	Score
ANDREW	H	8	M	TREDYFFRIN-EASTTOWN MIDDLE SCH	BERWYN,PA	120.0
ANDY	M	8	M	TREDYFFRIN-EASTTOWN MIDDLE SCH	BERWYN,PA	114.0
DA ID	W	8	M	TREDYFFRIN-EASTTOWN MIDDLE SCH	BERWYN,PA	102.0
ALAN	T	10	M	UNIV OF SCRANTON	SCRANTON,PA	108.0
EDGAR	W	10	M	COLLÈGE JEAN-DE-BRÉBEUF	MONTRÉAL,QC	126.0
JAMES	S	10	U	ACADEMIC MAGNET HS	NORTH CHARLESTON,SC	106.5
KEVIN	F	10	M	CLEMSON UNIVERSITY	CLEMSON,SC	91.5
COLIN	M	9	U	ENSWORTH HIGH SCHOOL	NASHVILLE,TN	109.5
BEN	J	10	M	FARRAGUT HIGH SCHOOL	KNOXVILLE,TN	93.0
KEVIN	L	9	M	WHITE STATION HIGH SCHOOL	MEMPHIS,TN	111.0
ERIC	B	9	M	AUSTIN AREA HOMESCHOOLERS	AUSTIN,TX	121.5
GAVIN	W	8	M	BECKENDORFF JUNIOR HIGH	KATY,TX	114.0
ANDREW	A	10	M	CARNEGIE VANGUARD HS	HOUSTON,TX	103.5
ERIC	G	9	M	CINCO RANCH HIGH SCHOOL	KATY,TX	121.5
ALBERT	L	9	M	COPPELL HIGH SCHOOL	COPPELL,TX	93.0
ALLEN	Z	9	M	DULLES HIGH SCHOOL	SUGAR LAND,TX	124.5
AMY	L	9	F	HIGHLAND PARK HIGH SCHOOL	DALLAS,TX	102.0
KENNETH	H	10	M	JASPER HIGH SCHOOL	PLANO,TX	121.5
ERIC	Z	10	M	JASPER HIGH SCHOOL	PLANO,TX	133.5
ALEXANDER	B	9	M	LIBERAL ARTS AND SCIENCE ACADEMY	AUSTIN,TX	96.0
KEYU	C	9	M	LIBERAL ARTS AND SCIENCE ACADEMY	AUSTIN,TX	111.0
NIKHIL	L	9	M	LIBERAL ARTS AND SCIENCE ACADEMY	AUSTIN,TX	91.5
LUIS	K	10	M	MEMORIAL HIGH SCHOOL	HOUSTON,TX	114.0
EDWARD	Z	10	M	PLANO EAST	PLANO,TX	109.5
JEREMY	Z	8	M	QUAIL VALLEY MIDDLE SCHOOL	MISSOURI CITY,TX	130.5
SHANTH	K	9	M	SEVEN LAKES HIGH SCHOOL	KATY,TX	126.0
MAEVE	D	8	F	UNIVERSITY OF TEXAS AT AUSTIN	AUSTIN,TX	102.0
KEVIN	H	9	M	UNIVERSITY OF TEXAS AT AUSTIN	AUSTIN,TX	97.5
NATHANIEL	L	9	M	UNIVERSITY OF TEXAS AT AUSTIN	AUSTIN,TX	97.5
SARAH	W	9	F	UNIVERSITY OF TEXAS AT AUSTIN	AUSTIN,TX	102.0

Achievement Roll in US and Canada – Page 14

First Name	Last Initial	Grade	Gender	School	City,State	Score
JUSTIN	X	8	M	UNIVERSITY OF TEXAS AT AUSTIN	AUSTIN,TX	136.5
ALEXANDER	Y	8	M	UNIVERSITY OF TEXAS AT AUSTIN	AUSTIN,TX	136.5
SYDNEY	Z	9	F	UNIVERSITY OF TEXAS AT AUSTIN	AUSTIN,TX	96.0
LUKE	R	7	M	UNIVERSITY OF TEXAS AT DALLAS	RICHARDSON,TX	144.0
STEVE	W	9	M	UNIVERSITY OF TEXAS AT DALLAS	RICHARDSON,TX	102.0
ISABELLA	Q	7	F	WEST RIDGE MIDDLE SCHOOL	AUSTIN,TX	114.0
WILLIAM	W	7	M	WEST RIDGE MIDDLE SCHOOL	AUSTIN,TX	100.5
CHRISTOPHER	W	7	M	WEST RIDGE MIDDLE SCHOOL	AUSTIN,TX	103.5
RAFAY	A	10	M	WILLIAM P CLEMENTS HIGH SCHOOL	SUGAR LAND,TX	117.0
DAVID	B	9	M	LOGAN HIGH SCHOOL	LOGAN,UT	90.0
NATHAN	F	10	U	WEST HS	SALT LAKE CITY,UT	91.5
KAELAN	I	9	M	BLACKSBURG HS	BLACKSBURG,VA	96.0
EUNKYOON	L	10	U	GEORGE MASON UNIVERSITY	FAIRFAX,VA	118.5
HYE SUNG	J	9	U	PAUL VI HIGH SCHOOL	FAIRFAX,VA	97.5
YANYU	J	9	M	PRINCESS ANNE HS	VIRGINIA BEACH,VA	97.5
ABHISHEK	A	10	M	THOMAS JEFFERSON HIGH SCHOOL FOR SCIENCE AND TECHNOLOGY	ALEXANDRIA,VA	90.0
ADAM	A	10	M	THOMAS JEFFERSON HIGH SCHOOL FOR SCIENCE AND TECHNOLOGY	ALEXANDRIA,VA	138.0
MATTHEW	C	10	M	THOMAS JEFFERSON HIGH SCHOOL FOR SCIENCE AND TECHNOLOGY	ALEXANDRIA,VA	114.0
CAROLINE	J	10	U	THOMAS JEFFERSON HIGH SCHOOL FOR SCIENCE AND TECHNOLOGY	ALEXANDRIA,VA	90.0
NEEYANTH	K	9	M	THOMAS JEFFERSON HIGH SCHOOL FOR SCIENCE AND TECHNOLOGY	ALEXANDRIA,VA	114.0
RICHARD	L	10	M	THOMAS JEFFERSON HIGH SCHOOL FOR SCIENCE AND TECHNOLOGY	ALEXANDRIA,VA	102.0
YOSEPH	M	9	M	THOMAS JEFFERSON HIGH SCHOOL FOR SCIENCE AND TECHNOLOGY	ALEXANDRIA,VA	120.0
YOUNG	Q	10	M	THOMAS JEFFERSON HIGH SCHOOL FOR SCIENCE AND TECHNOLOGY	ALEXANDRIA,VA	96.0
NICOLE	S	9	F	THOMAS JEFFERSON HIGH SCHOOL FOR SCIENCE AND TECHNOLOGY	ALEXANDRIA,VA	96.0
AADITYA	S	10	M	THOMAS JEFFERSON HIGH SCHOOL FOR SCIENCE AND TECHNOLOGY	ALEXANDRIA,VA	135.0
DEMIAN	Y	10	M	THOMAS JEFFERSON HIGH SCHOOL FOR SCIENCE AND TECHNOLOGY	ALEXANDRIA,VA	109.5
MATVEY	Y	10	M	THOMAS JEFFERSON HIGH SCHOOL FOR SCIENCE AND TECHNOLOGY	ALEXANDRIA,VA	126.0
RICHARD	Z	9	M	THOMAS JEFFERSON HIGH SCHOOL FOR SCIENCE AND TECHNOLOGY	ALEXANDRIA,VA	106.5
JAEMIN	W	10	M	WOODBERRY FOREST SCHOOL	WOODBERRY FOREST,VA	103.5
HENRY	W	9	M	ESSEX HS	ESSEX JUNCTION,VT	102.0

Achievement Roll in US and Canada – Page 15

First Name	Last Initial	Grade	Gender	School	City,State	Score
DAVID	C	10	M	BELLEVUE HIGH SCHOOL	BELLEVUE,WA	114.0
ZIZHENG	C	10	M	BELLEVUE HIGH SCHOOL	BELLEVUE,WA	94.5
BRANDON	H	10	M	CHARLES WRIGHT ACADEMY	TACOMA,WA	100.5
ANDREW	S	10	M	KAMIAK HIGH SCHOOL	MUKILTEO,WA	100.5
CARL	S	10	M	LAKESIDE HIGH SCHOOL	SEATTLE,WA	141.0
COLIN	T	10	M	LAKESIDE HIGH SCHOOL	SEATTLE,WA	144.0
EDWARD	W	8	M	LAKESIDE HIGH SCHOOL	SEATTLE,WA	138.0
ETHAN	W	9	M	WOODINVILLE HIGH SCHOOL	WOODINVILLE,WA	105.0
STEPHANIE	C	9	F	BROOKFIELD CENTRAL HS	BROOKFIELD,WI	90.0
KATHERINE	L	10	F	BROOKFIELD CENTRAL HS	BROOKFIELD,WI	114.0
SUHAAS	B	10	M	MARSHFIELD HIGH SCHOOL	MARSHFIELD,WI	117.0
QINGFENG	L	10	M	LARAMIE HIGH SCHOOL	LARAMIE,WY	126.0